



US00D339675S

# United States Patent [19]

[11] Patent Number: **Des. 339,675**

Austin

[45] Date of Patent: **\*\* Sep. 28, 1993**

[54] TREAD SURFACE AND PERIPHERY OF A FOOTWEAR UNIT SOLE

D. 278,382	4/1985	Chen	.....	D2/320
D. 281,372	11/1985	Sironi	.....	D2/320
D. 316,626	5/1991	Hatfield	.....	D2/320
D. 319,333	8/1991	Hase	.....	D2/320

[75] Inventor: **Arnold Austin, Livingston, Tex.**

[73] Assignee: **Quabaug Corporation, North Brookfield, Mass.**

*Primary Examiner—Louis S. Zarfes  
Attorney, Agent, or Firm—Samuels, Gauthier & Stevens*

[\*\*] Term: **14 Years**

### [57] CLAIM

[21] Appl. No.: **875,120**

The ornamental design for a tread surface and periphery of a footwear unit sole, as shown and described.

[22] Filed: **Apr. 28, 1992**

### DESCRIPTION

[52] U.S. Cl. .... **D2/320**

[58] Field of Search ..... **D2/264, 265, 274, 311, D2/317-323; 36/25 R, 28, 29, 32 R, 59 R, 59 C, 43, 44, 83, 84, 89, 100-107, 112-114, 132, 136**

FIG. 1 is a bottom plan view of a tread surface and periphery of a footwear unit sole showing my new design;

FIG. 2 is a left side elevational view;

FIG. 3 is a right side elevational view;

FIG. 4 is a front edge elevational view;

FIG. 5 is a rear edge elevational view; and,

FIG. 6 is an enlarged fragmentary cross-sectional view taken on line 6—6 of FIG. 1.

### [56] References Cited

#### U.S. PATENT DOCUMENTS

D. 61,453	9/1922	Todd	.....	D2/320
D. 64,914	6/1924	McDonald	.....	D2/320

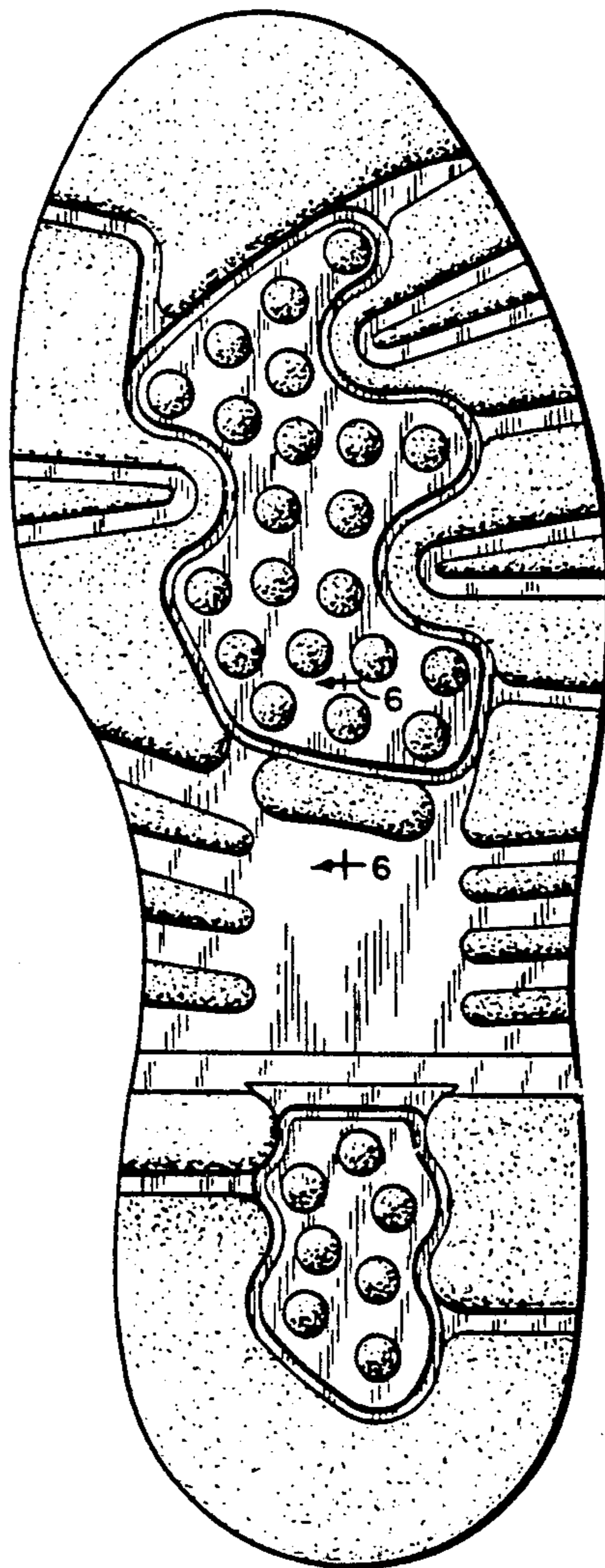




FIG. 4

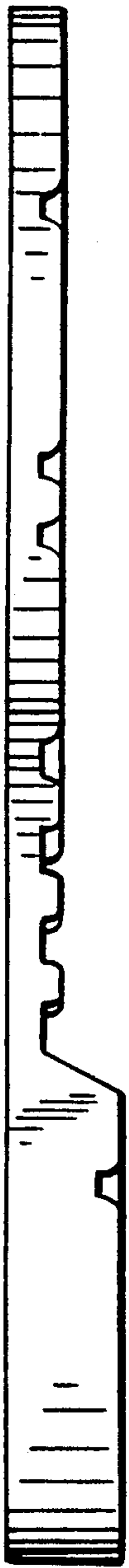


FIG. 2

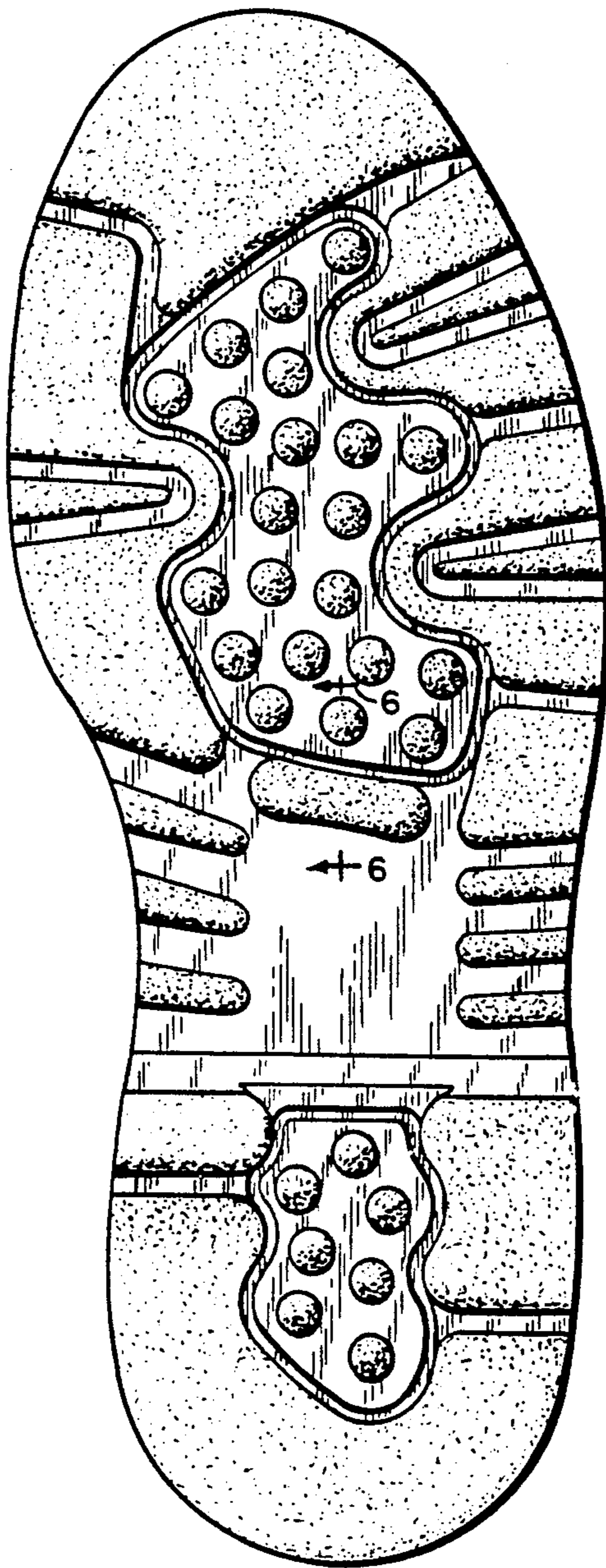


FIG. 1



FIG. 3



FIG. 5

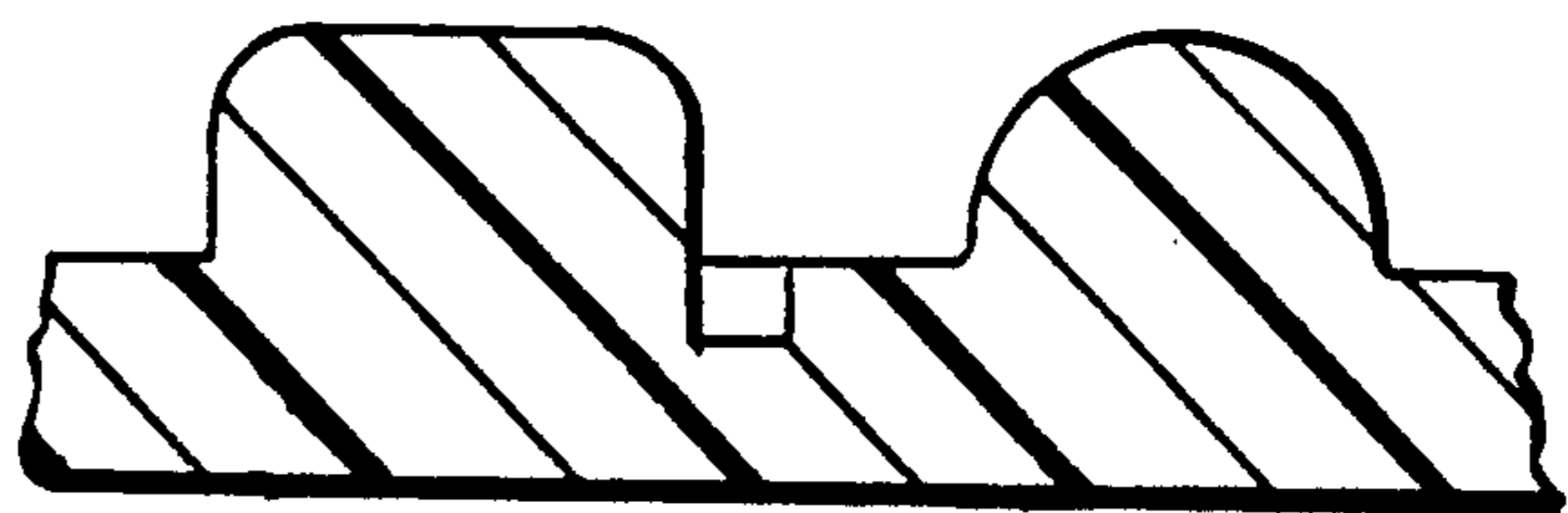


FIG. 6