



US00D339657S

United States Patent [19]

[11] Patent Number: **Des. 339,657**

Walker-Shell

[45] Date of Patent: **** Sep. 21, 1993**

[54] NAIL POLISH APPLICATOR KIT

[76] Inventor: **Karen Walker-Shell**, 19 Robbins La., Westbury, N.Y. 11590

[**] Term: **14 Years**

[21] Appl. No.: **748,395**

[22] Filed: **Aug. 22, 1991**

[52] U.S. Cl. **D28/61; D9/314; D9/337**

[58] Field of Search **D28/56, 61; D9/337, D9/341, 432; 132/73, 73.5, 286, 75; 206/223, 579, 581, 449, 460, 499, 823, 229**

[56] References Cited

U.S. PATENT DOCUMENTS

D. 172,540	7/1954	Jacobson	D9/314
D. 215,202	9/1969	Aylott	D9/314
D. 285,367	8/1986	Lindner	D28/57
2,633,139	3/1963	Petty	D28/61 X
3,786,821	1/1974	Noskin	132/73
3,982,551	9/1976	Bartolucci	132/73
4,450,848	5/1984	Ferrigno	132/73
4,824,702	4/1989	Straub	132/73 X

FOREIGN PATENT DOCUMENTS

476963	9/1951	Canada	132/73
--------	--------	--------	-------	--------

301602	9/1954	Switzerland	132/73
933981	8/1963	United Kingdom	132/73
8802226	4/1988	World Int. Prop. O.	132/73

OTHER PUBLICATIONS

Modern Packaging Encyclopedia and Planning Guide 1972/1973 p. 228 right column, 3rd box from top.

Primary Examiner—Bernard Ansher

Assistant Examiner—C. Tuttle

Attorney, Agent, or Firm—Terry M. Gernstein

[57] CLAIM

The ornamental design for a nail polish applicator kit, as shown and described.

DESCRIPTION

FIG. 1 is an exploded perspective view of a nail polish applicator kit showing my new design. The undisclosed sides of the interior components of the kit are unornamented, and follow the configuration of the portions shown;

FIG. 2 is an end elevational view of the assembled article, the end opposite being identical to the side shown;

FIG. 3 is a side elevational view thereof, the side opposite being a mirror image of the side shown;

FIG. 4 is a top plan view thereof; and,

FIG. 5 is a bottom view thereof.

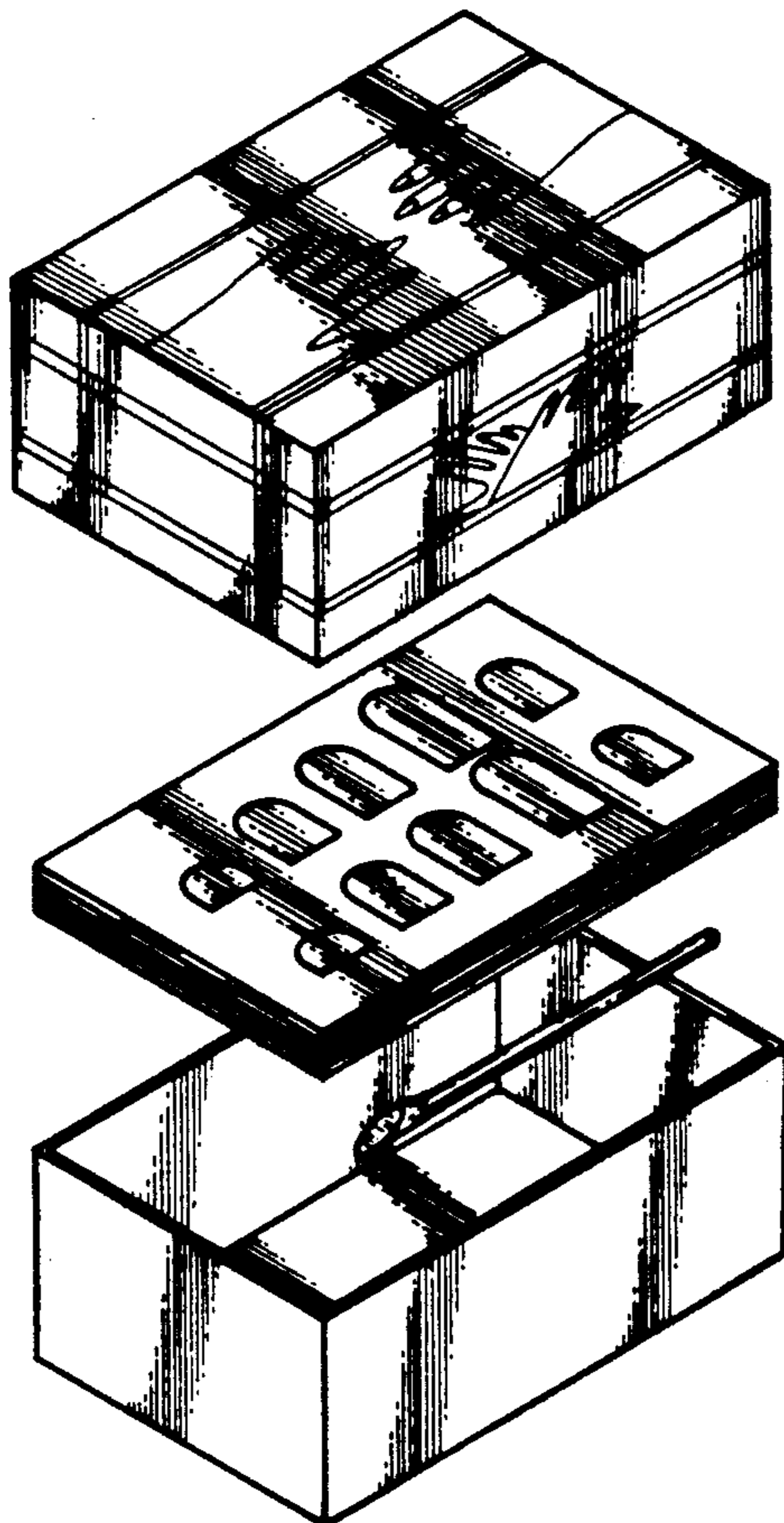
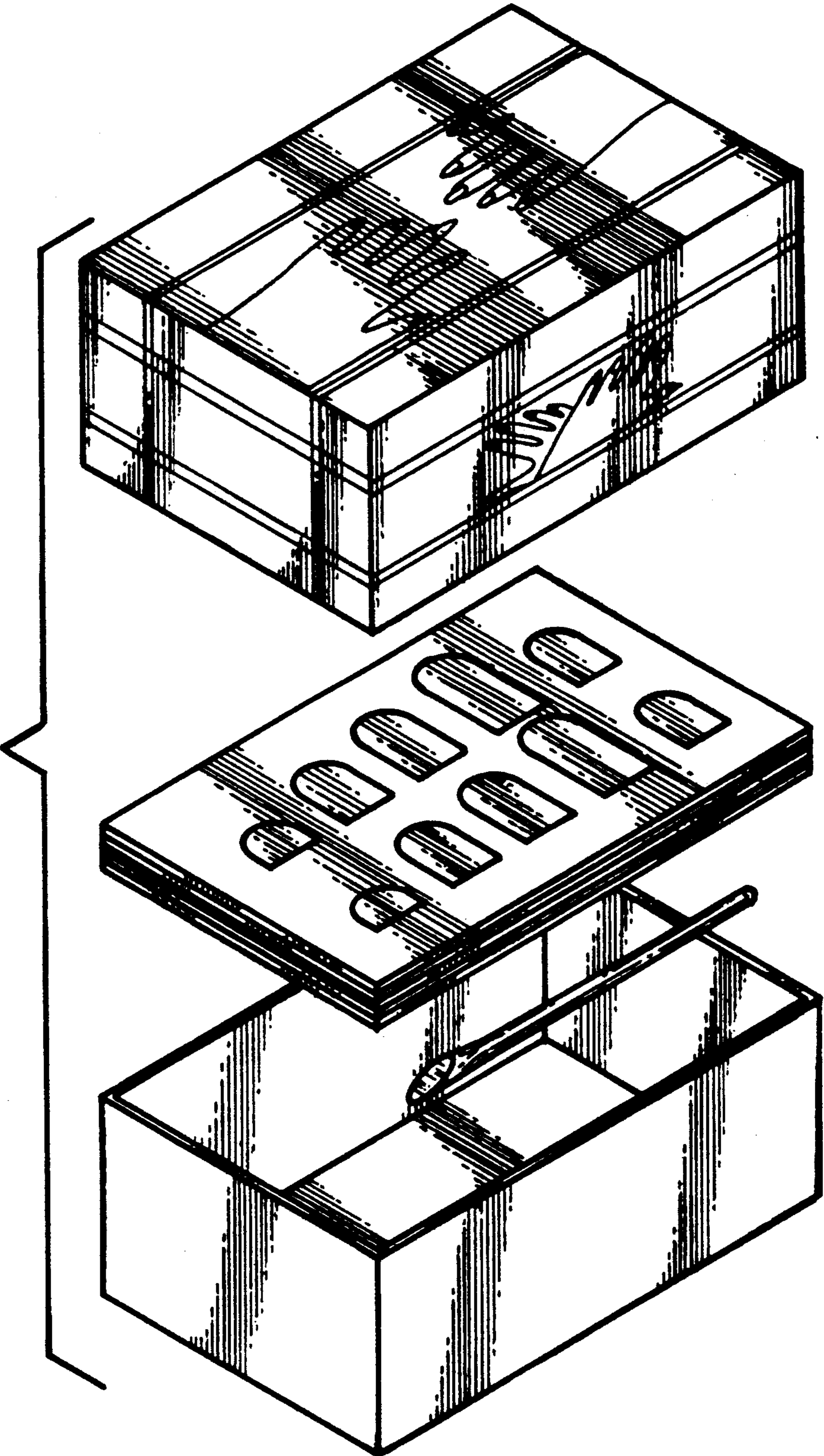


FIG.1



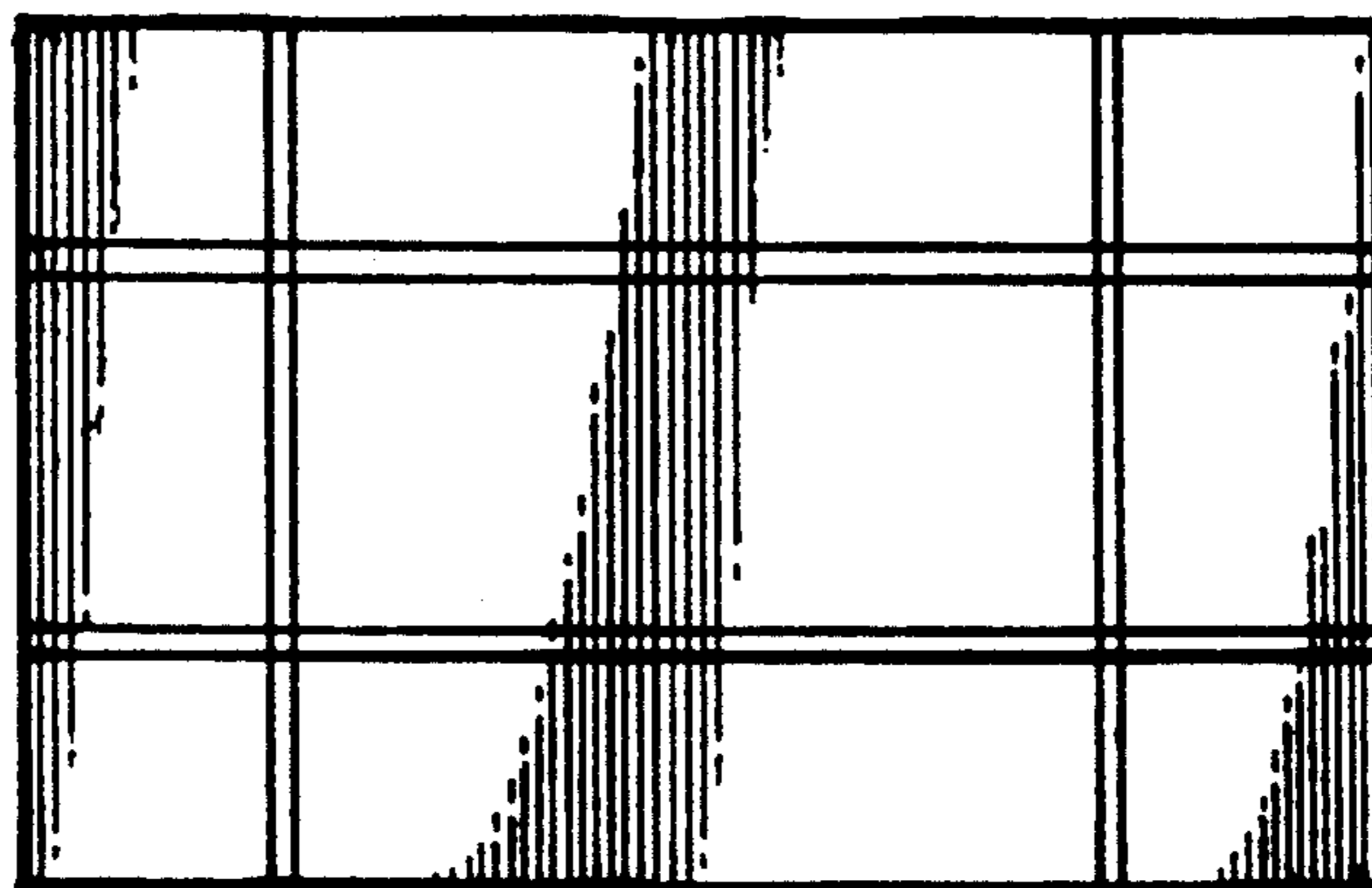


FIG. 2

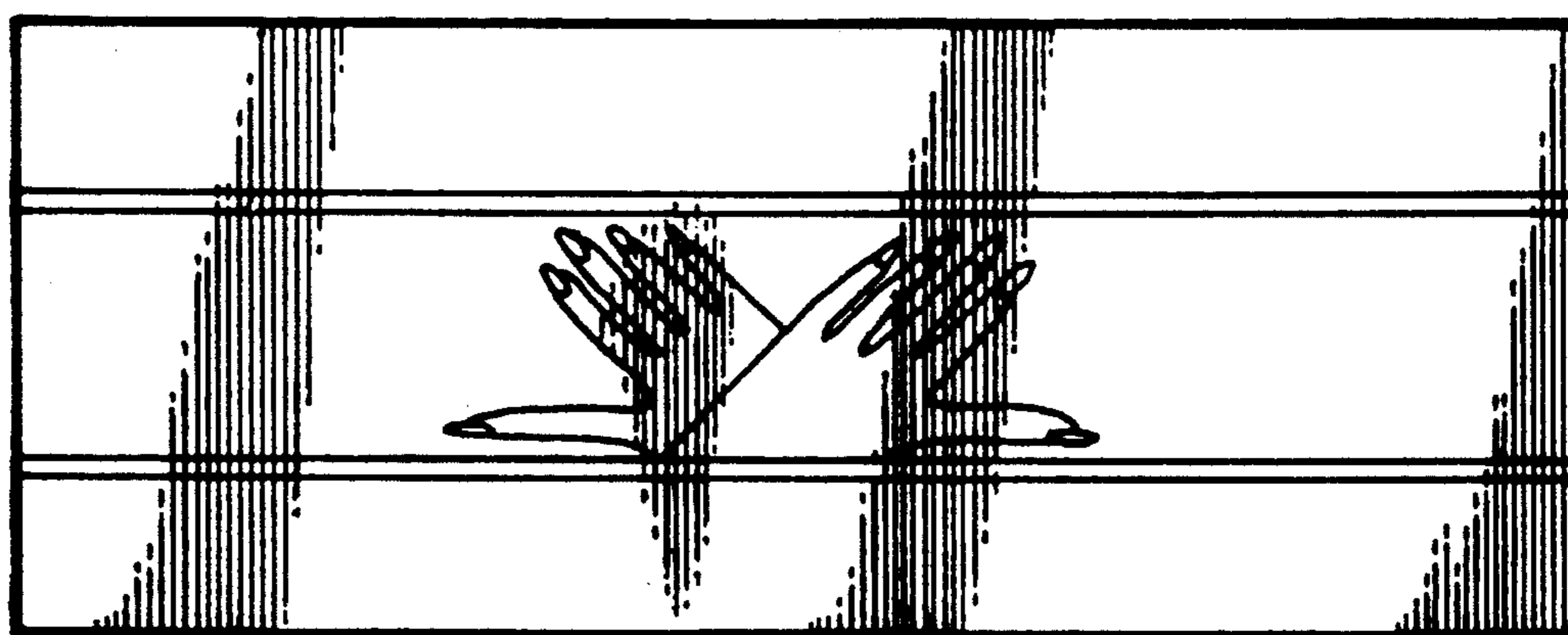


FIG. 3

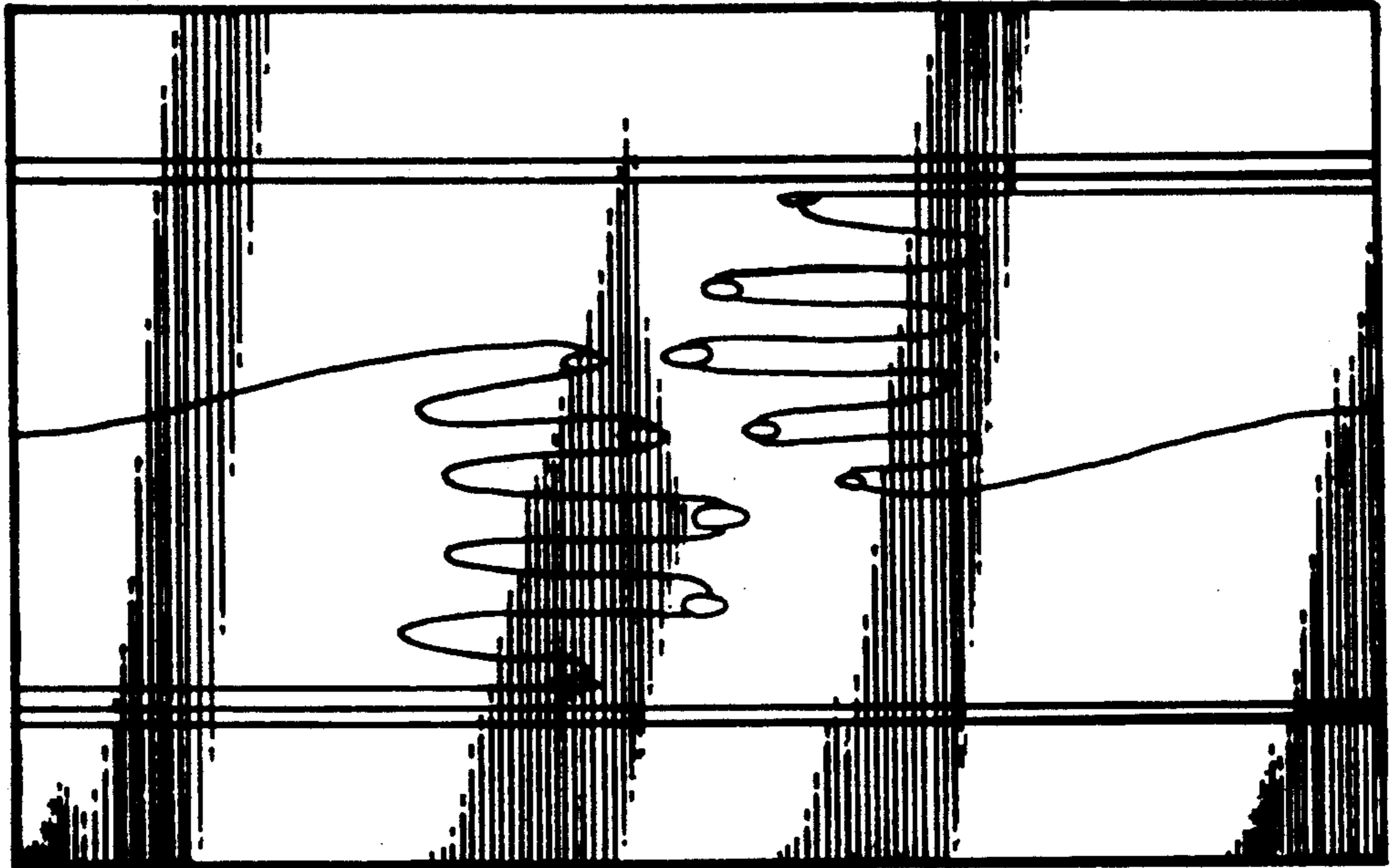


FIG. 4



FIG. 5