



US00D339634S

United States Patent [19]

[11] Patent Number: **Des. 339,634**

Hori et al.

[45] Date of Patent: **** Sep. 21, 1993**

[54] **PROXIMAL PORTION OF A FEMORAL HIP STEM PROTHESIS**

4,778,475 10/1988 Ranawat et al. 623/23
4,795,472 1/1989 Crowninshield et al. 623/18 X
4,828,566 5/1989 Griss 623/23

[75] Inventors: **Roy Y. Hori; David C. Bernens**, both of Warsaw; **Dale A. DeGroff**, Goshen; **Ted L. Dock; Mark A. Lazzeri**, both of Warsaw; **Clayton R. Miller**, Breman, all of Ind.

FOREIGN PATENT DOCUMENTS

0273871A1 7/1988 European Pat. Off. .
2142830 1/1985 United Kingdom .
2153233 8/1985 United Kingdom .

[73] Assignee: **Zimmer, Inc.**, Warsaw, Ind.

OTHER PUBLICATIONS

Richards ad—"Opti-Fix Porous Coated Hip System"—JBJS, Feb. 1987, 69—A.
Techmedica ad—"Customize, Don't Compromise"—JBJS, Jan. 1987, 69—A.

[**] Term: **14 Years**

(List continued on next page.)

[21] Appl. No.: **88,785**

[22] Filed: **Aug. 24, 1987**

[52] U.S. Cl. **D24/155**

[58] Field of Search **D24/33, 155; 623/18, 623/11, 23, 22, 16**

[56] References Cited

U.S. PATENT DOCUMENTS

D. 235,485	6/1975	Amstutz	D83/1 E
D. 283,731	5/1986	Kenna	D24/33
3,605,123	9/1971	Hahn	3/1
3,808,606	5/1974	Tronzo	3/1
3,906,550	9/1975	Rostoker et al.	3/1.912
4,359,785	11/1982	Niederer	623/23
4,406,023	9/1983	Harris	3/1.912
4,435,854	3/1984	Keller	3/1.913
4,479,271	10/1984	Bolesky et al.	3/1.911
4,495,664	1/1985	Blanquaert	3/1.913
4,514,865	5/1985	Harris	623/23
4,536,894	8/1985	Galante et al.	623/22
4,570,271	2/1986	Sump	623/18
4,589,883	5/1986	Kenna	623/22
4,608,052	8/1986	van Kampen et al.	623/18 X
4,608,055	8/1986	Morrey et al.	623/23
4,636,219	1/1987	Pratt et al.	623/22
4,644,942	2/1987	Sump	623/16
4,657,551	4/1987	Ecke	623/23
4,657,552	4/1987	Karpf	623/23
4,660,755	4/1987	Farling et al.	228/178
4,714,470	12/1987	Webb, Jr. et al.	623/18
4,718,912	1/1988	Crowninshield	623/23
4,718,916	1/1988	Morscher	623/23
4,728,334	3/1988	Spotorno	623/23
4,728,335	3/1988	Jurgutis	623/23
4,752,296	6/1988	Buechel et al.	623/23

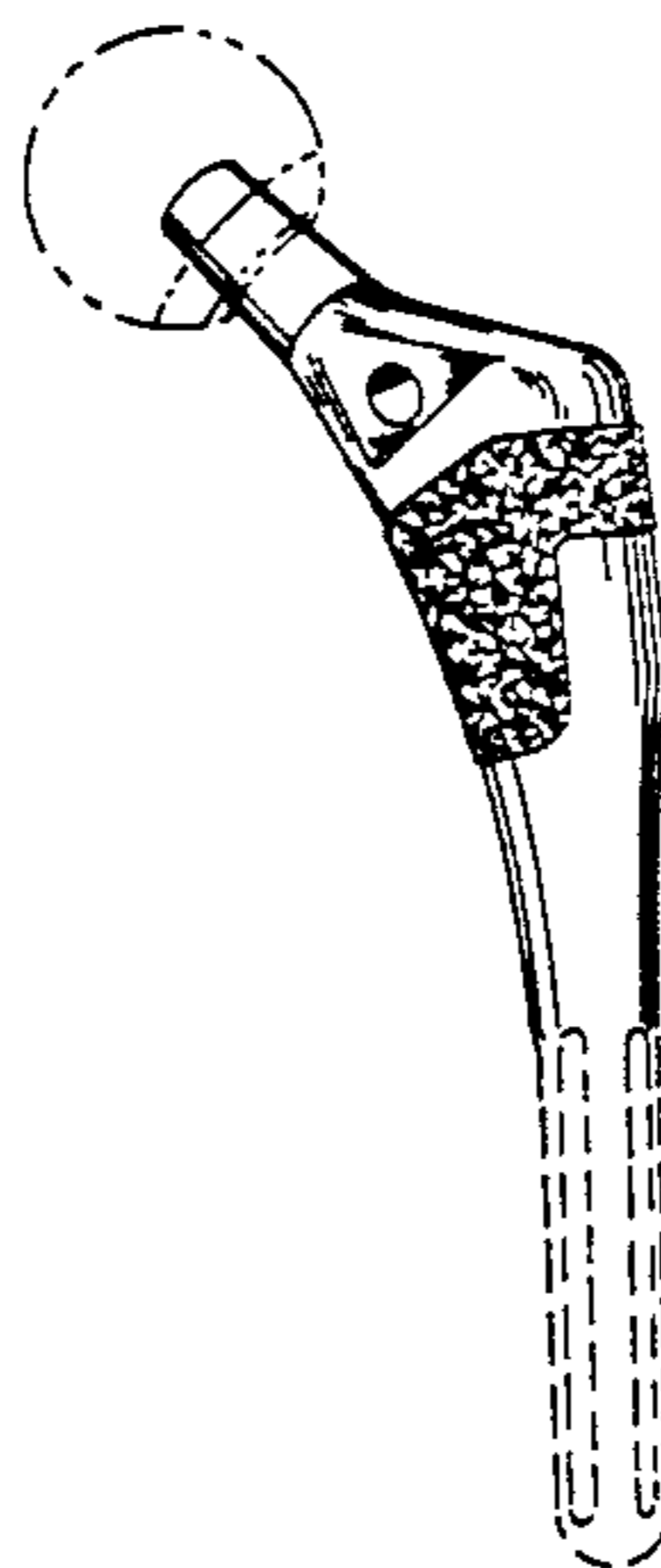
Primary Examiner—Stella Reid
Attorney, Agent, or Firm—Margaret L. Geringer

[57] CLAIM

The ornamental design for a proximal portion of a femoral hip stem prosthesis, as shown and described.

DESCRIPTION

FIG. 1 is a perspective view of a proximal portion of a femoral hip stem prosthesis;
FIG. 2 is a posterior side elevational view thereof;
FIG. 3 is a lateral side elevational view thereof;
FIG. 4 is an anterior side elevational view thereof;
FIG. 5 is a medial side elevational view thereof;
FIG. 6 is a cross-sectional view taken along lines 6—6 of FIG. 4;
FIG. 7 is a cross-sectional view taken along lines 7—7 of FIG. 4;
FIG. 8 is a cross-sectional view taken along lines 8—8 of FIG. 4;
FIG. 9 is a cross-sectional view taken along lines 9—9 of FIG. 3;
FIG. 10 is a bottom plan view thereof, in partial cross-section, taken along lines 9—9 of FIG. 3; and,
FIG. 11 is a top plan view thereof.
The broken lines in FIGS. 1-5, illustrating the distal portion of the stem, are shown for illustrative purposes only and form no part of the claimed design.



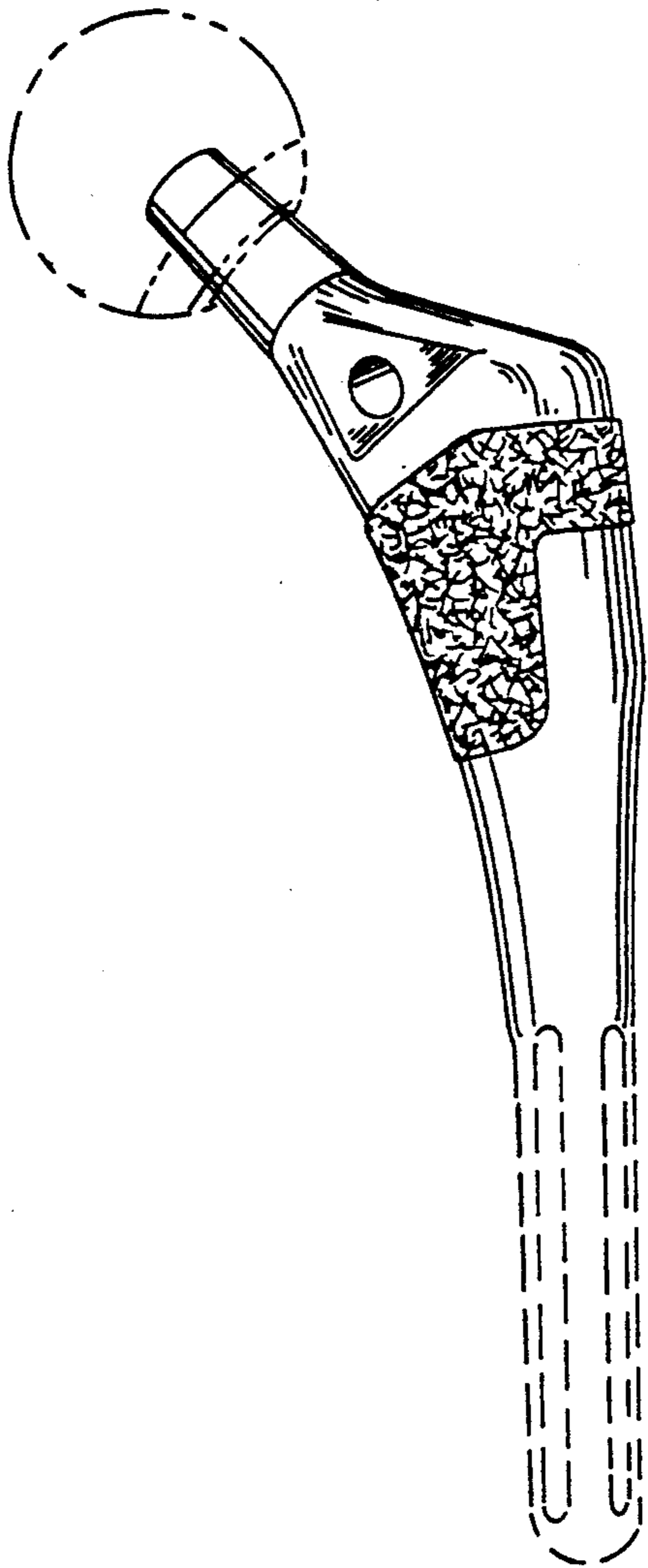


Fig. 1

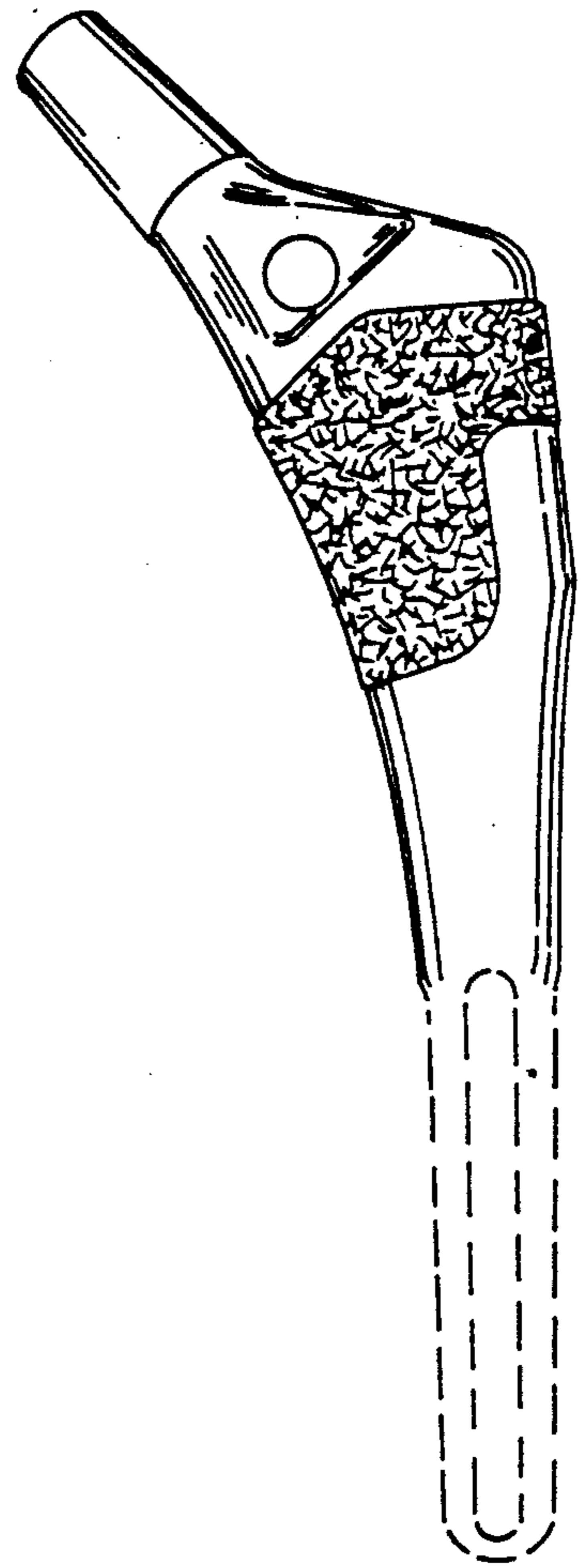


Fig. 2

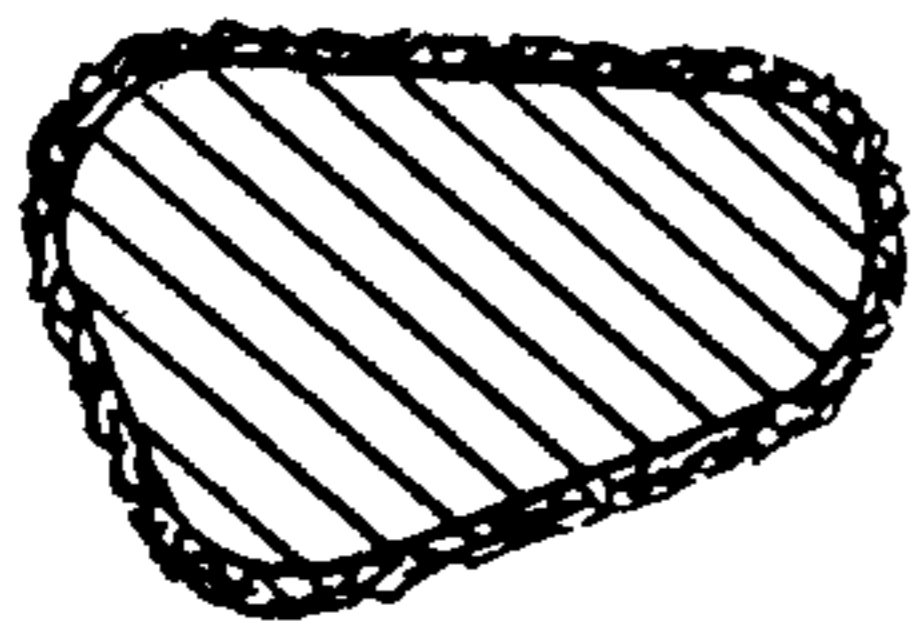


Fig. 6

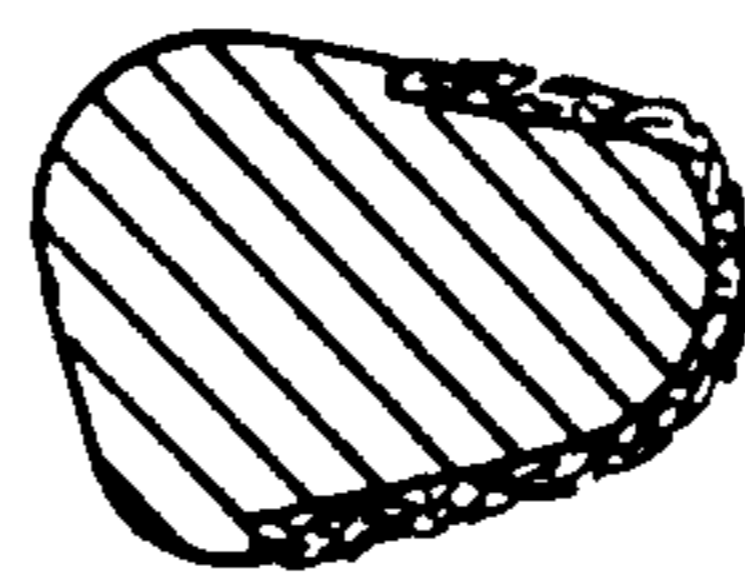


Fig. 7

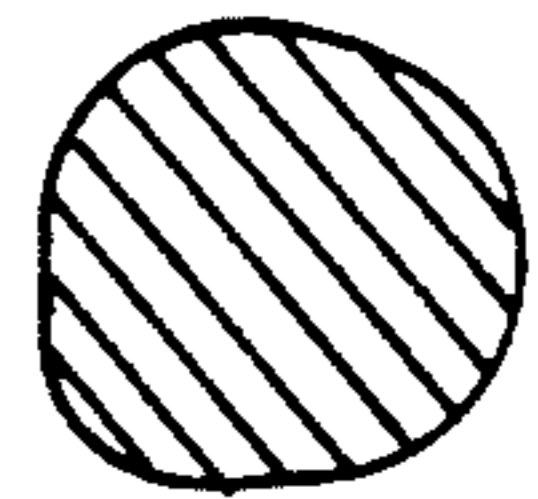


Fig. 8

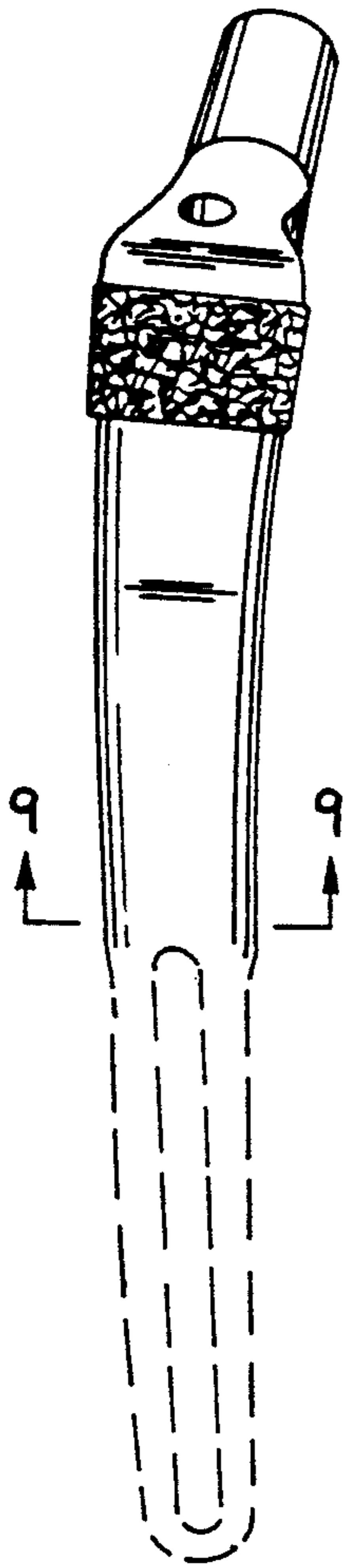


Fig. 3

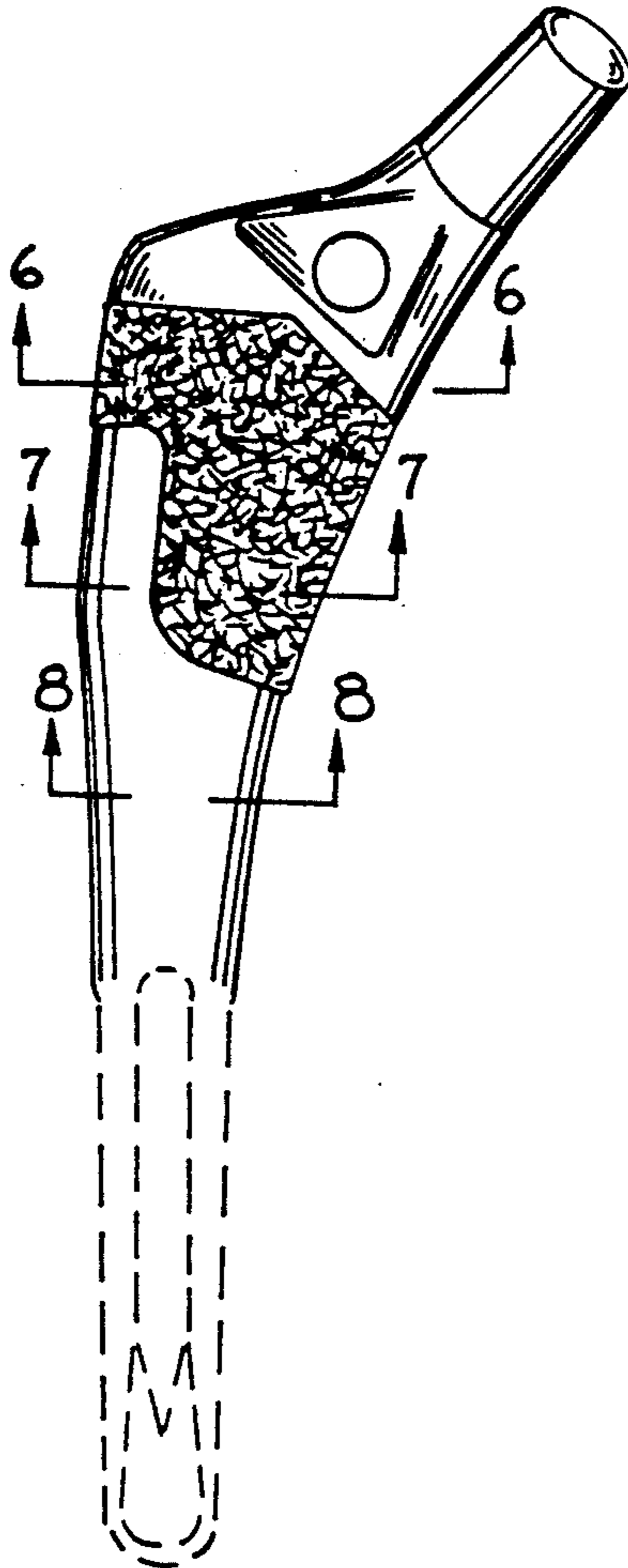


Fig. 4

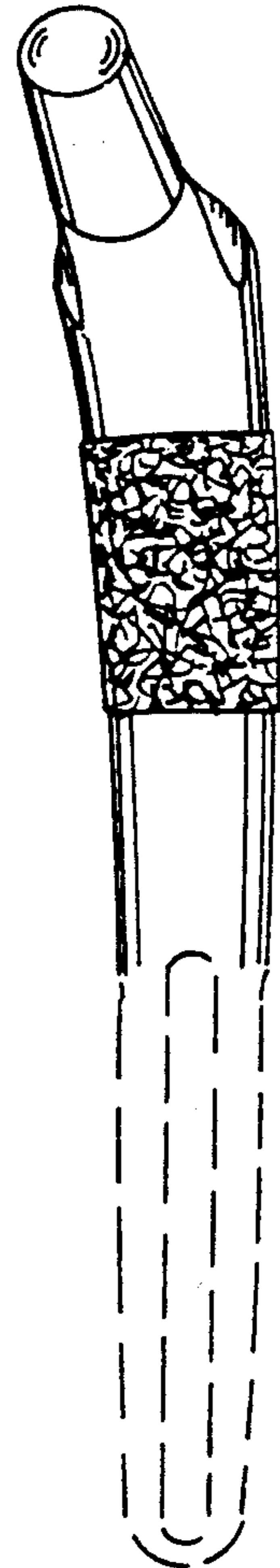


Fig. 5

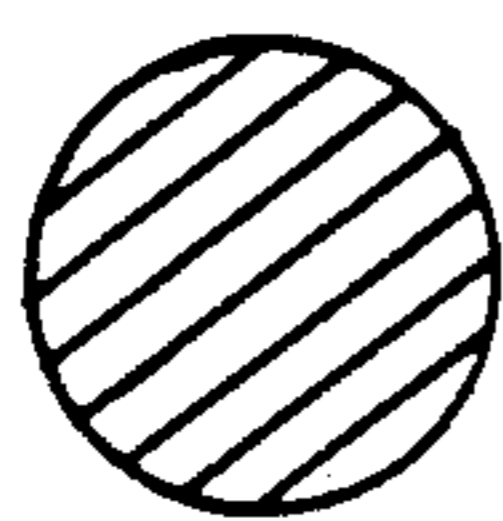


Fig. 9

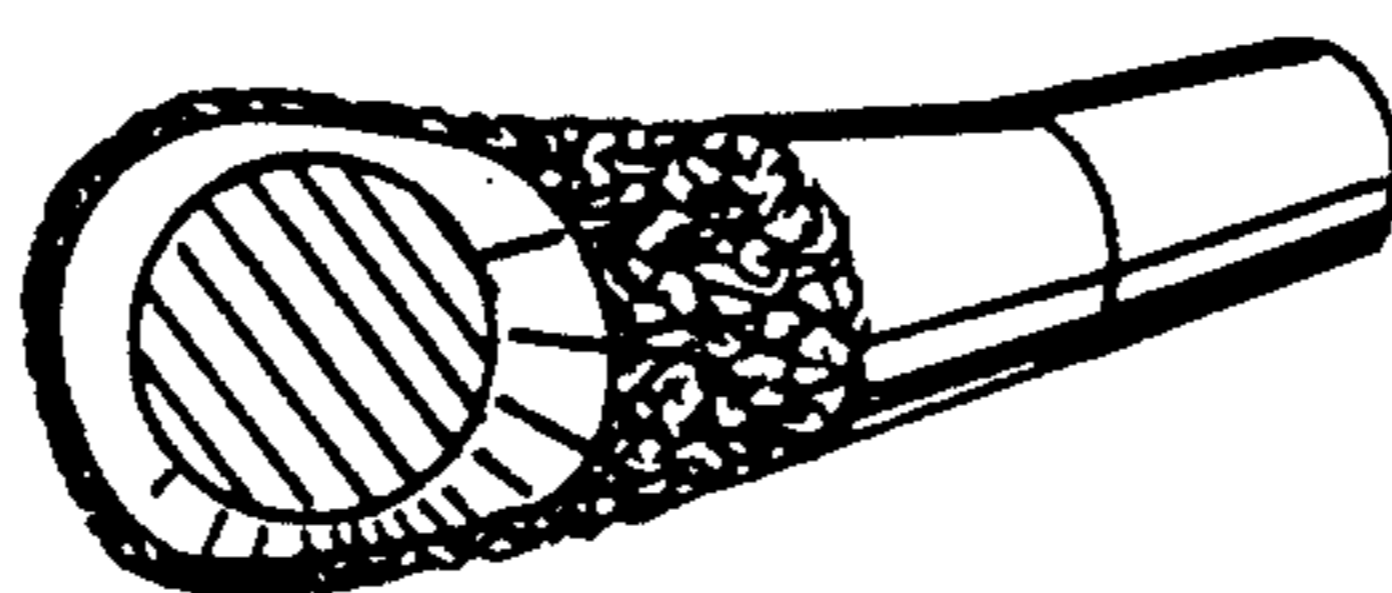


Fig. 10

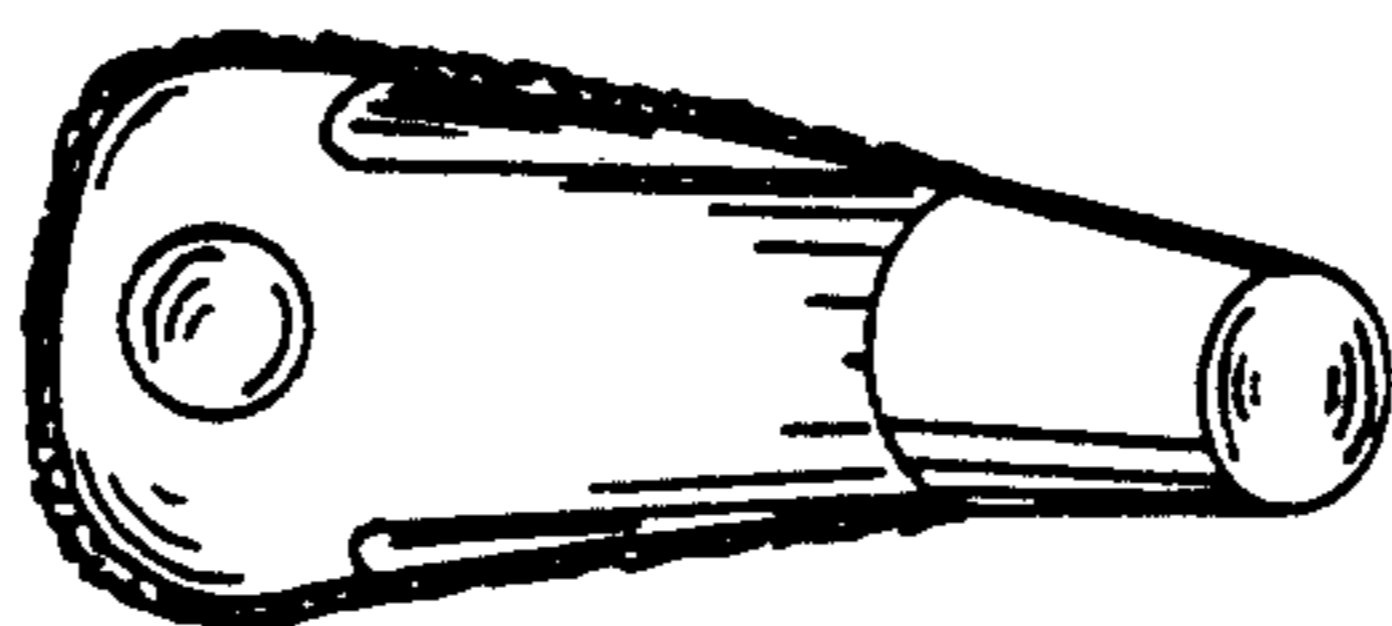


Fig. 11