



US00D339623S

United States Patent [19]

Nolan

[11] Patent Number: **Des. 339,623**

[45] Date of Patent: **** Sep. 21, 1993**

[54] **CHILD'S SWING SEAT WITH VERTICALLY DISPOSED FOOT SUPPORTS**

[75] Inventor: **Robert J. Nolan, Columbus, Miss.**

[73] Assignee: **Par Industries, Inc., Medina, Ohio**

[**] Term: **14 Years**

[21] Appl. No.: **917,474**

[22] Filed: **Jul. 20, 1992**

[52] U.S. Cl. **D21/246**

[58] Field of Search **D21/240-244, D21/246; 472/118-125**

[56] **References Cited**

U.S. PATENT DOCUMENTS

- D. 200,542 3/1965 Scanlon D21/246
- D. 221,877 9/1971 Richardson D21/246
- 2,059,777 11/1936 Denney D21/246 X
- 3,712,614 1/1973 Sherman et al. 472/118

OTHER PUBLICATIONS

- Medart Playground Apparatus 1919, p. 103.
- American Playground Products Co. 1945, p. 12 as shown.

Je Burke Co. 1963, p. 38, as shown.
Mexico Forge Cat 1968, p. 18, as shown.

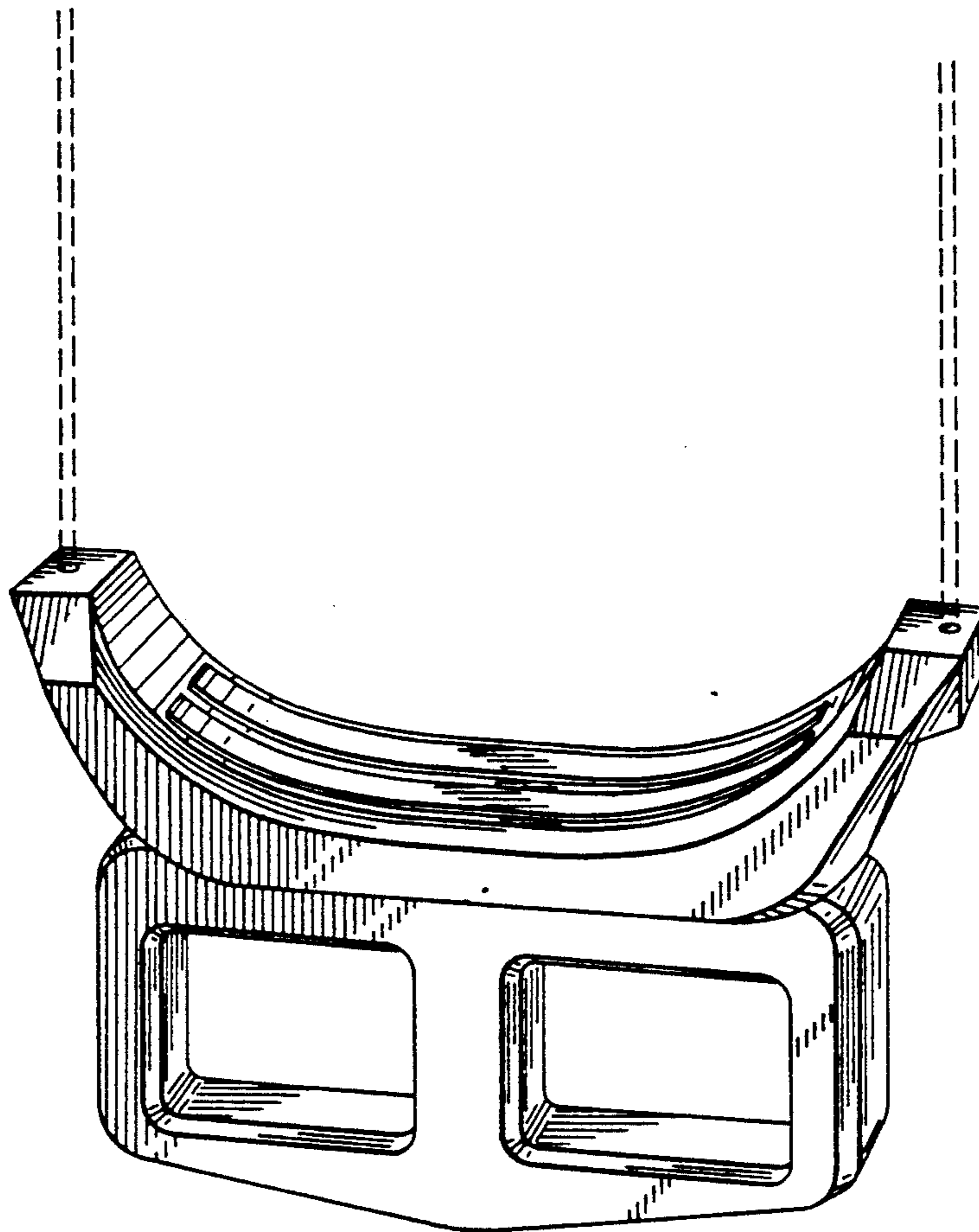
Primary Examiner—Bernard Ansher
Assistant Examiner—Prabhakar Deshmurh
Attorney, Agent, or Firm—Renner, Kenner, Greive, Bobak, Taylor & Weber

[57] **CLAIM**

The ornamental design for a child's swing seat with vertically disposed foot supports, as shown and described.

DESCRIPTION

FIG. 1 is a perspective view of a child's swing seat with vertically disposed foot supports showing my new design;
 FIG. 2 is a bottom plan view thereof;
 FIG. 3 is a top plan view thereof;
 FIG. 4 is a front elevational view thereof, the rear elevational view thereof being a mirror image of that shown; and,
 FIG. 5 is a side elevational view thereof, the opposite side being a mirror image of that shown.
 The broken line showing of a support structure is for an environmental purpose only and forms no part of the claim.



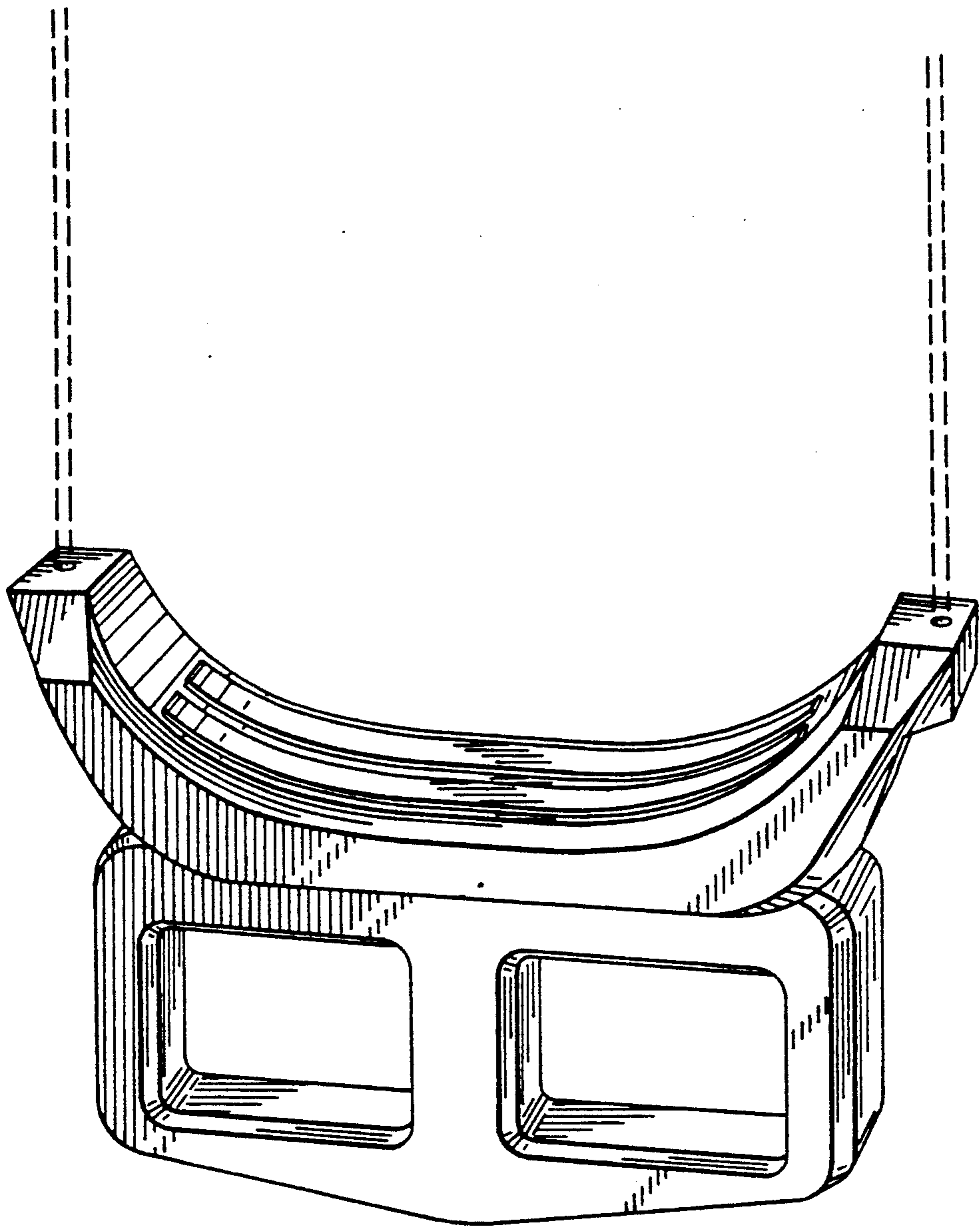


FIG. 1




FIG. 2

FIG. 3




FIG. 4

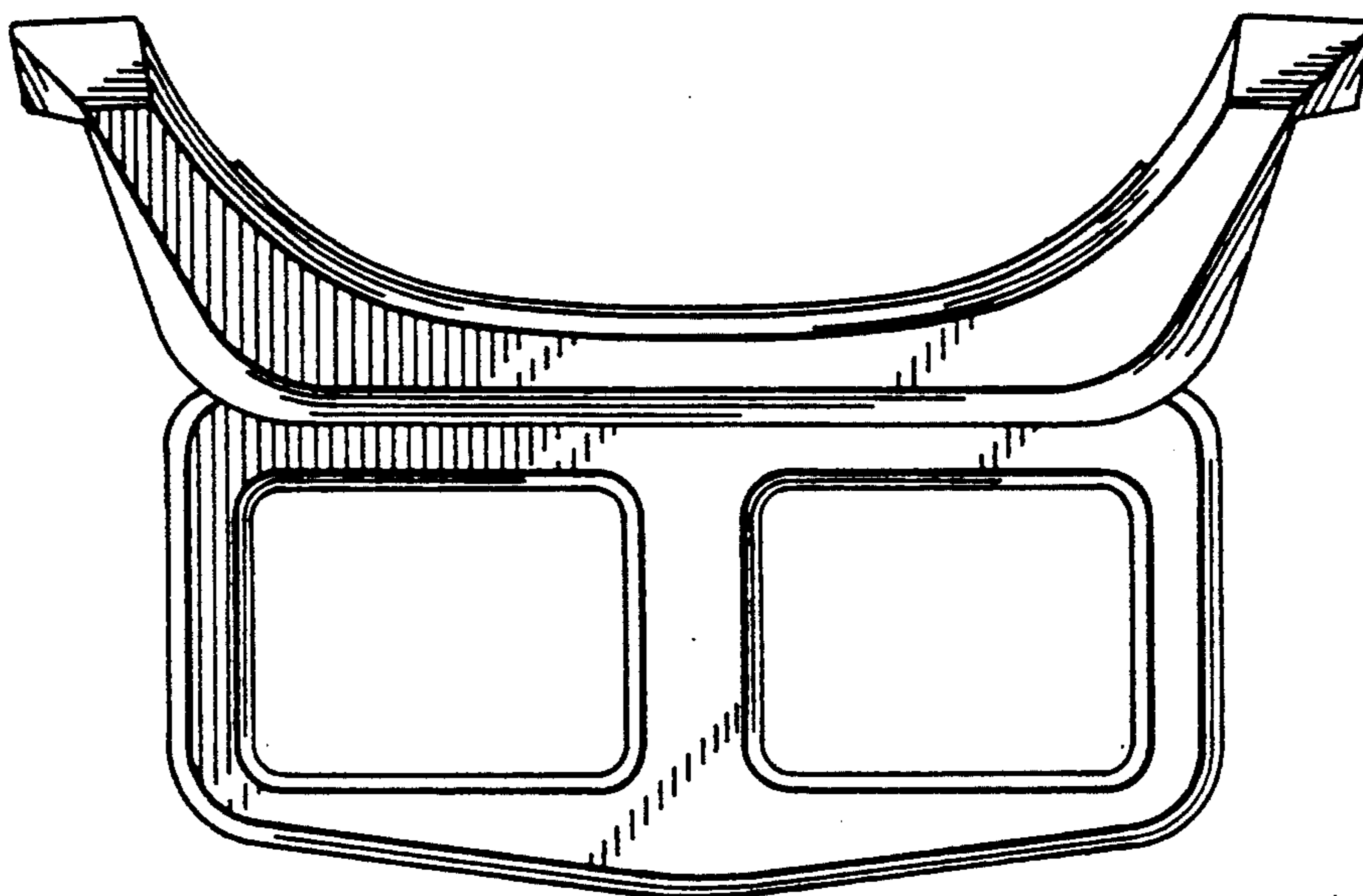


FIG. 5

