



US00D339621S

# United States Patent [19]

**Briden**

[11] **Patent Number: Des. 339,621**

[45] **Date of Patent: \*\* Sep. 21, 1993**

[54] **PRACTICE BAT**

4,898,384 2/1990 Beach ..... 273/26 B  
5,014,984 5/1991 Brockoff ..... 273/26 B

[76] **Inventor: Paul Briden, Rte. 1, Box 112, Escondido, Calif. 92025**

### OTHER PUBLICATIONS

Best Catalog, 1989-1990, p. 281, No. 17 and 21 Spinning Collar Weights.

[\*\*] **Term: 14 Years**

*Primary Examiner*—Bernard Ansher  
*Assistant Examiner*—Philip Hyder  
*Attorney, Agent, or Firm*—Henri J. A. Charmasson

[21] **Appl. No.: 832,772**

[22] **Filed: Feb. 10, 1992**

[52] **U.S. Cl. .... D21/198; D21/211**

[58] **Field of Search ..... D21/196, 197, 198, 211; 273/26 B; 482/107, 109**

### [57] CLAIM

The ornamental design for a practice bat, as shown and described.

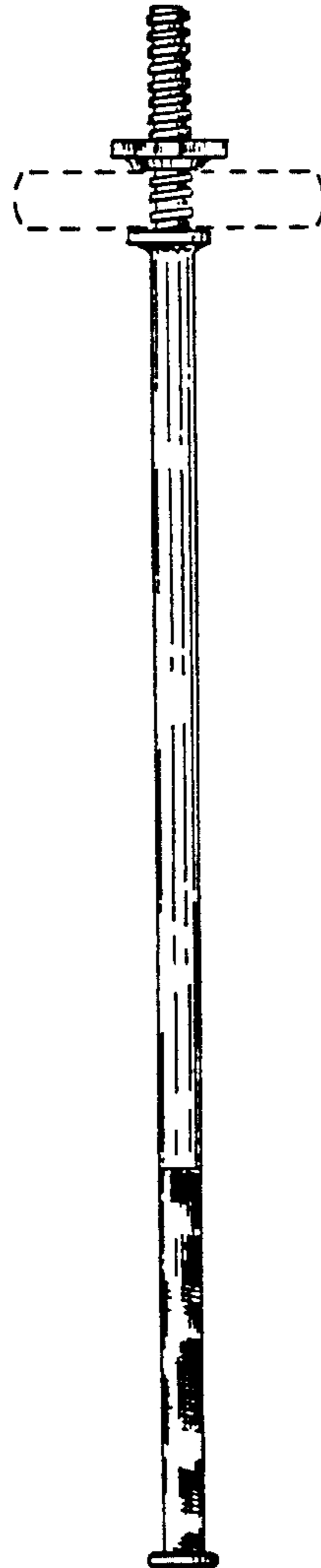
### [56] References Cited

#### U.S. PATENT DOCUMENTS

D. 259,501	6/1981	Salisbury .....	D21/211
D. 274,171	6/1984	Gabrielidis .....	D21/198
3,944,225	3/1976	Greaney .....	273/26 B
4,399,996	8/1983	Boyce .....	273/26 B
4,444,396	4/1984	Wendt .....	482/109
4,555,111	11/1985	Alvarez .....	273/26 B
4,634,121	1/1987	Sasaki .....	482/109
4,819,935	4/1989	Dirk .....	273/26 B

### DESCRIPTION

FIG. 1 is a perspective view of a practice bat, showing my new design;  
FIG. 2 is a front elevational view thereof shown on enlarged scale, all other sides being identical; and,  
FIG. 3 is a top plan view thereof.  
The broken line showing a weight in FIG. 2 is for illustrative purposes only and forms no part of the claimed design.



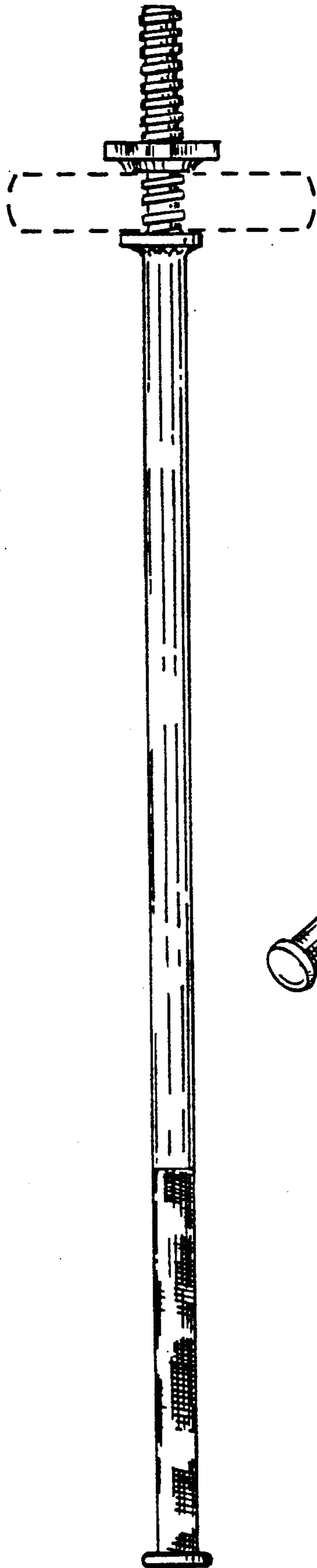


FIG. 2

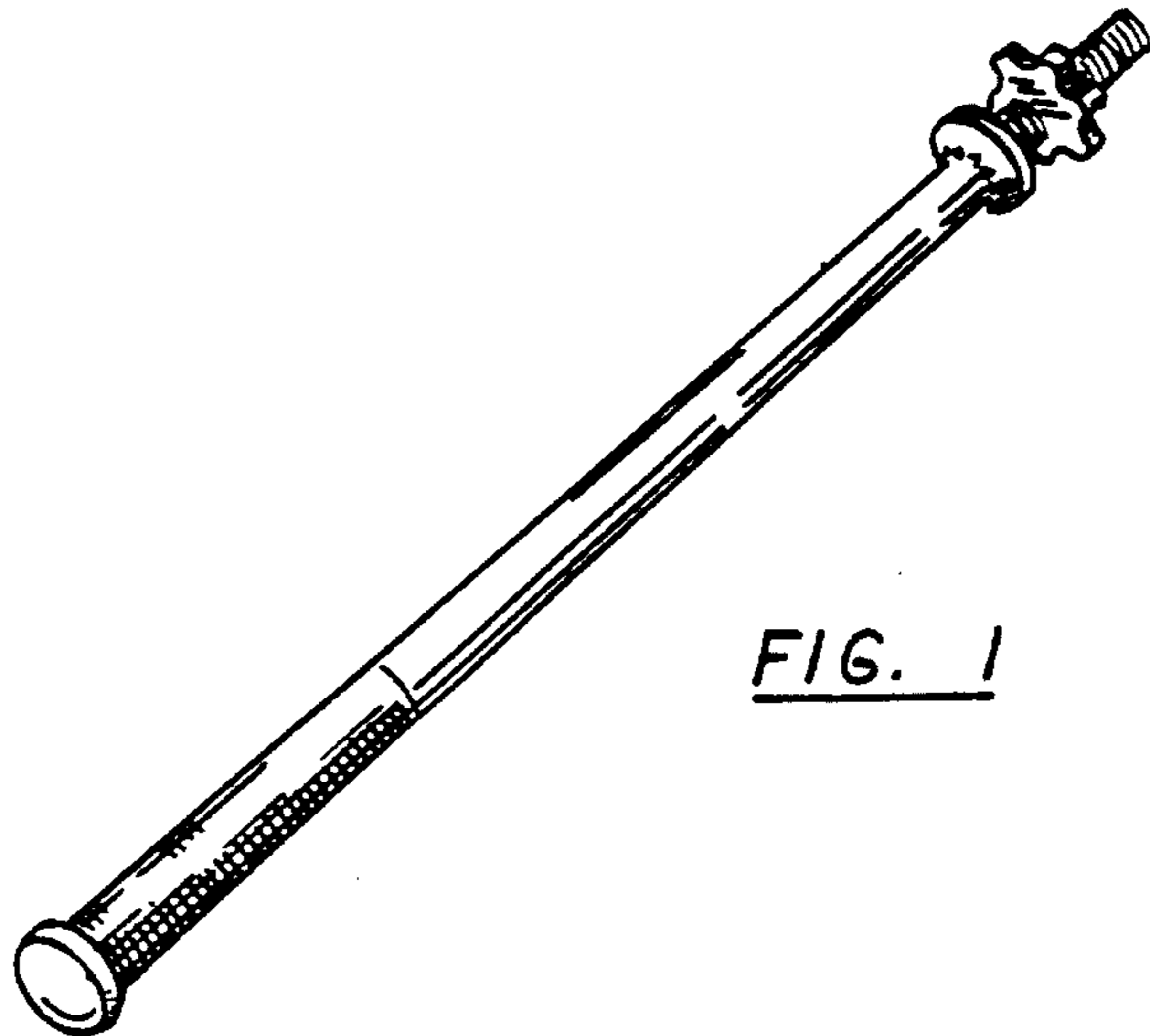


FIG. 1

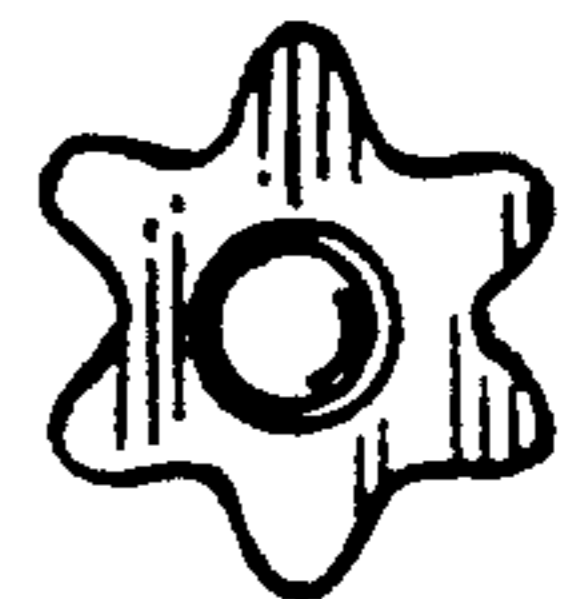


FIG. 3