



US00D339607S

# United States Patent [19]

[11] Patent Number: **Des. 339,607**

White et al.

[45] Date of Patent: **\*\* Sep. 21, 1993**

[54] **COMBINED FOUNTAIN PEN AND CAP**

[75] Inventors: **Robert White, Cholsey; John M Talbot, Gosport, both of United Kingdom**

[73] Assignee: **The Gillette Company, Boston, Mass.**

[\*\*] Term: **14 Years**

[21] Appl. No.: **745,132**

[22] Filed: **Jul. 31, 1991**

[30] **Foreign Application Priority Data**

Jan. 31, 1991 [GB] United Kingdom ..... 201273

Jan. 31, 1991 [GB] United Kingdom ..... 201274

[52] U.S. Cl. .... **D19/48; D19/43; D19/56; D19/57**

[58] Field of Search ..... **D19/35, 36, 41-51, D19/54-58, 81-85; 401/221, 222, 223, 243-247**

[56] **References Cited**

**U.S. PATENT DOCUMENTS**

D. 280,737 9/1985 Verhaeque ..... D19/48

D. 323,186 1/1992 Clark ..... D19/43 X  
D. 325,932 5/1992 Redfern ..... D19/55  
D. 328,919 8/1992 Bulgari ..... D19/48 X  
D. 329,460 9/1992 Rousseau ..... D19/43 X  
D. 329,461 9/1992 Katami ..... D19/43 X  
D. 329,873 9/1992 Tu ..... D19/48

*Primary Examiner*—Nelson C. Holtje  
*Assistant Examiner*—Martha Thompson

[57] **CLAIM**

The ornamental design for a combined fountain pen and cap, as shown and described.

**DESCRIPTION**

FIG. 1 is a front elevational view of a combined fountain pen and cap showing our new design; FIG. 2 is a left side elevational view, the right side being a mirror image thereof; FIG. 3 is a left side elevational view with the cap member in a stored position, the right side being a mirror image thereof; FIG. 4 is a top plan view of FIG. 2; and, FIG. 5 is a bottom plan view of FIG. 3.

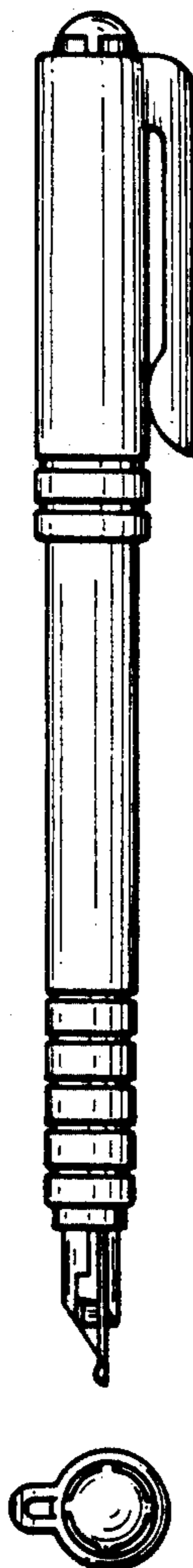


FIG-1




FIG-2

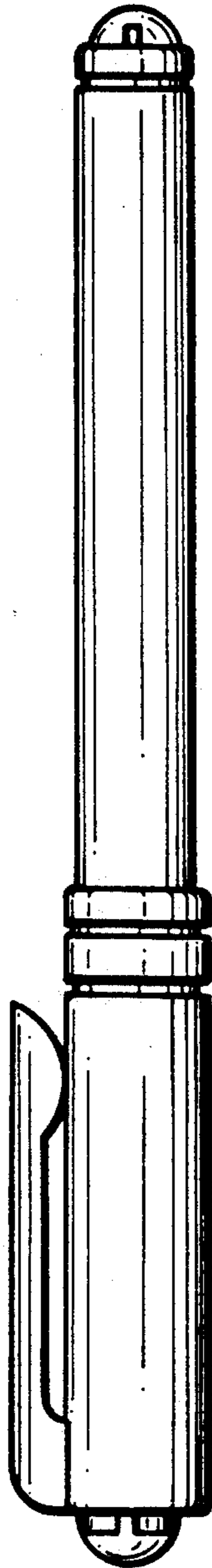


FIG-3

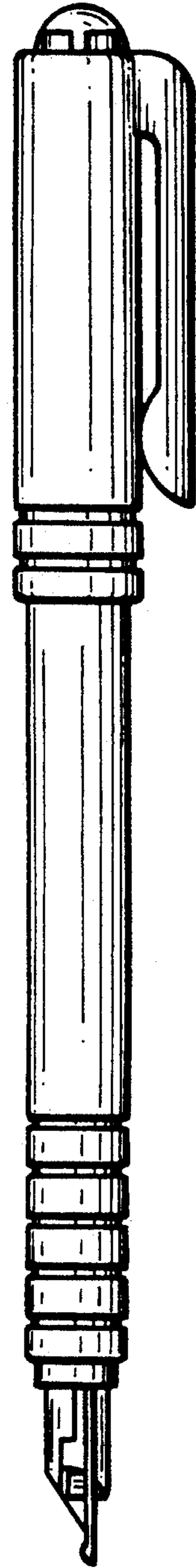


FIG-4

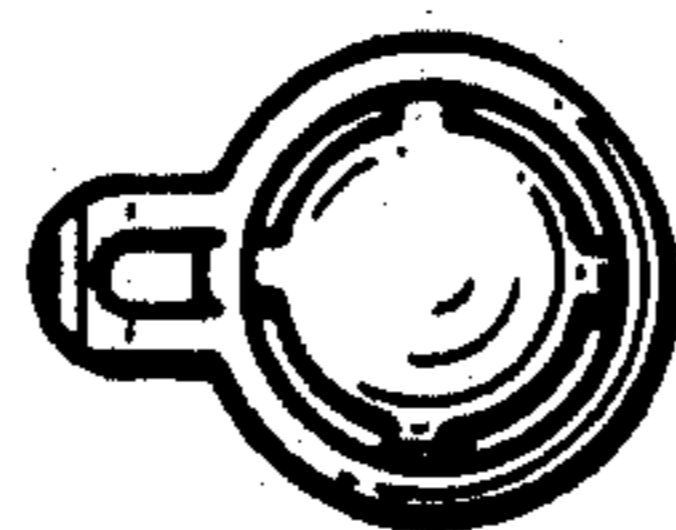


FIG-5

