



US00D339606S

United States Patent [19]

[11] Patent Number: **Des. 339,606**

Podobrin

[45] Date of Patent: **** Sep. 21, 1993**

[54] **FOUNTAIN PEN**

[75] Inventor: **Brigitta Podobrin, Münster, Fed. Rep. of Germany**

[73] Assignee: **Rotring-Werke Riepe, KG, Hamburg, Fed. Rep. of Germany**

[**] Term: **14 Years**

[21] Appl. No.: **880,018**

[22] Filed: **May 8, 1992**

[30] **Foreign Application Priority Data**

Nov. 8, 1991 [DE] Fed. Rep. of Germany 9107854
[52] U.S. Cl. **D19/43; D19/49; D19/51; D19/57**

[58] Field of Search **D19/35, 36, 41-51, D19/54-58, 81-85; 401/221-224, 243, 244, 245, 246, 247**

[56] **References Cited**

U.S. PATENT DOCUMENTS

D. 82,309	10/1930	Bloser	D19/51
D. 87,523	8/1932	Kahn	D19/49
D. 121,087	6/1940	Andrews	D19/51
D. 132,663	6/1942	Dreyfuss	D19/51
D. 138,544	8/1944	Rohrer	D19/51

D. 182,162	2/1958	Carreiro	D19/51
D. 182,216	2/1958	Zierhut	D19/47 X
D. 187,831	5/1960	Buryan	D19/47 X
284,582	7/1986	Bruhn	D19/48

FOREIGN PATENT DOCUMENTS

2622512 5/1989 France D19/47

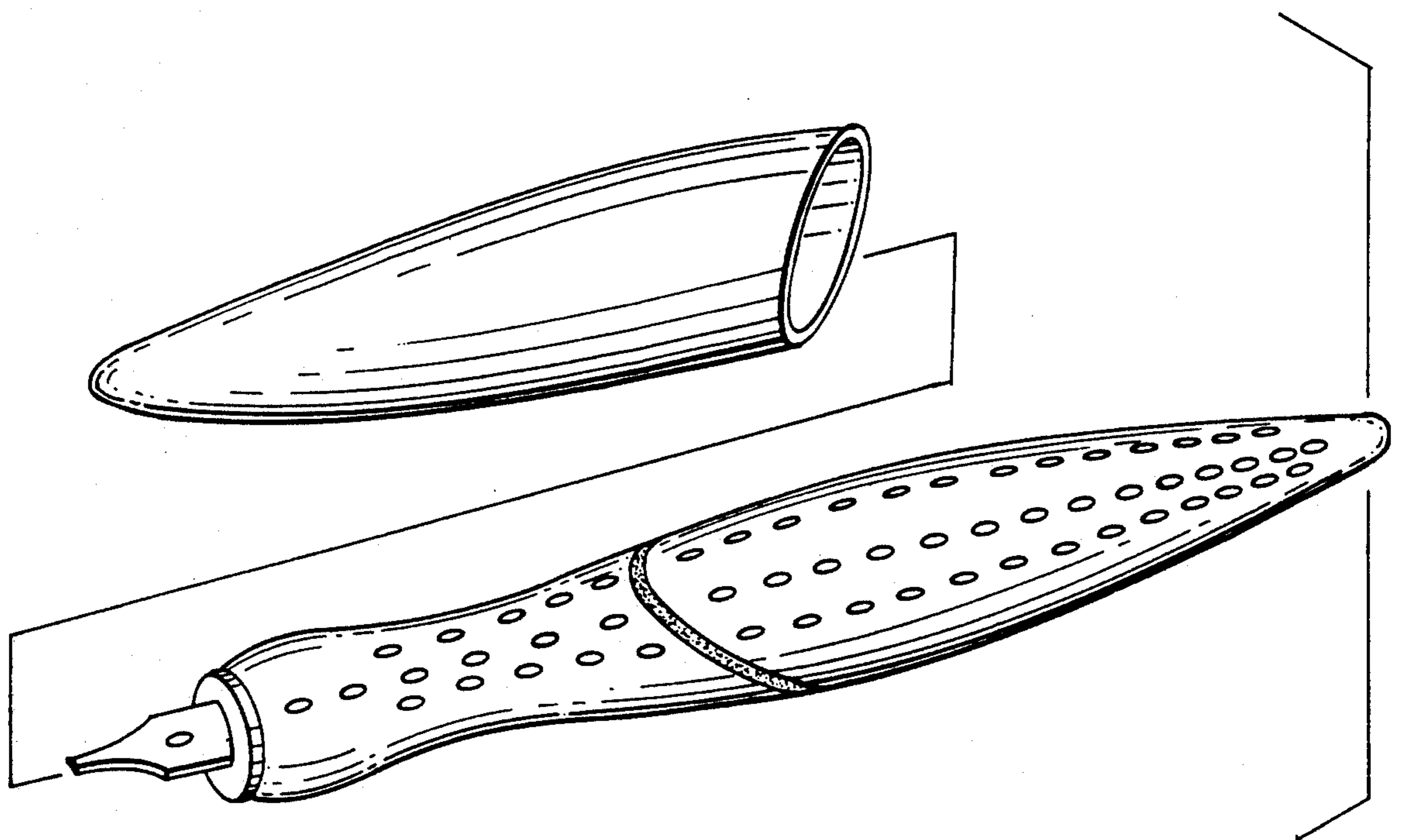
Primary Examiner—Nelson C. Holtje
Assistant Examiner—Martha Thompson
Attorney, Agent, or Firm—Fitzpatrick, Cella, Harper & Scinto

[57] **CLAIM**

The ornamental design for a fountain pen, as shown and described.

DESCRIPTION

FIG. 1 is a right front perspective view of a fountain pen showing my new design;
FIG. 2 is an exploded right front perspective view thereof, with the cap removed to expose the conventional nib element;
FIG. 3 is a top plan view thereof;
FIG. 4 is a right side elevation view, the left side being a mirror image thereof;
FIG. 5 is a bottom plan view thereof;
FIG. 6 is a left side elevation end view thereof; and,
FIG. 7 is a right side elevation end view thereof.



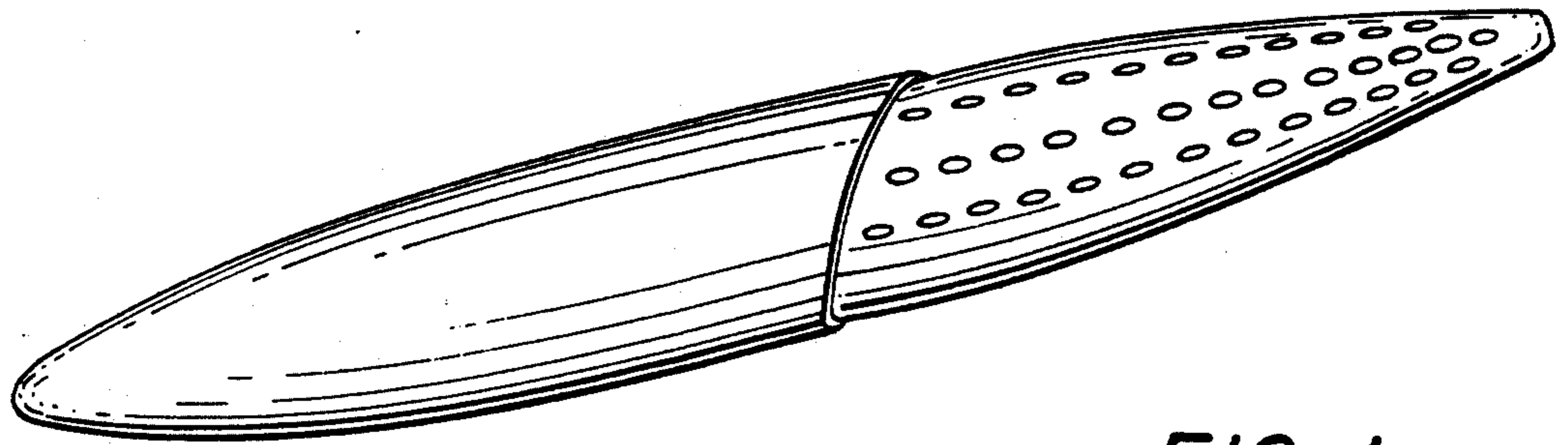


FIG. 1

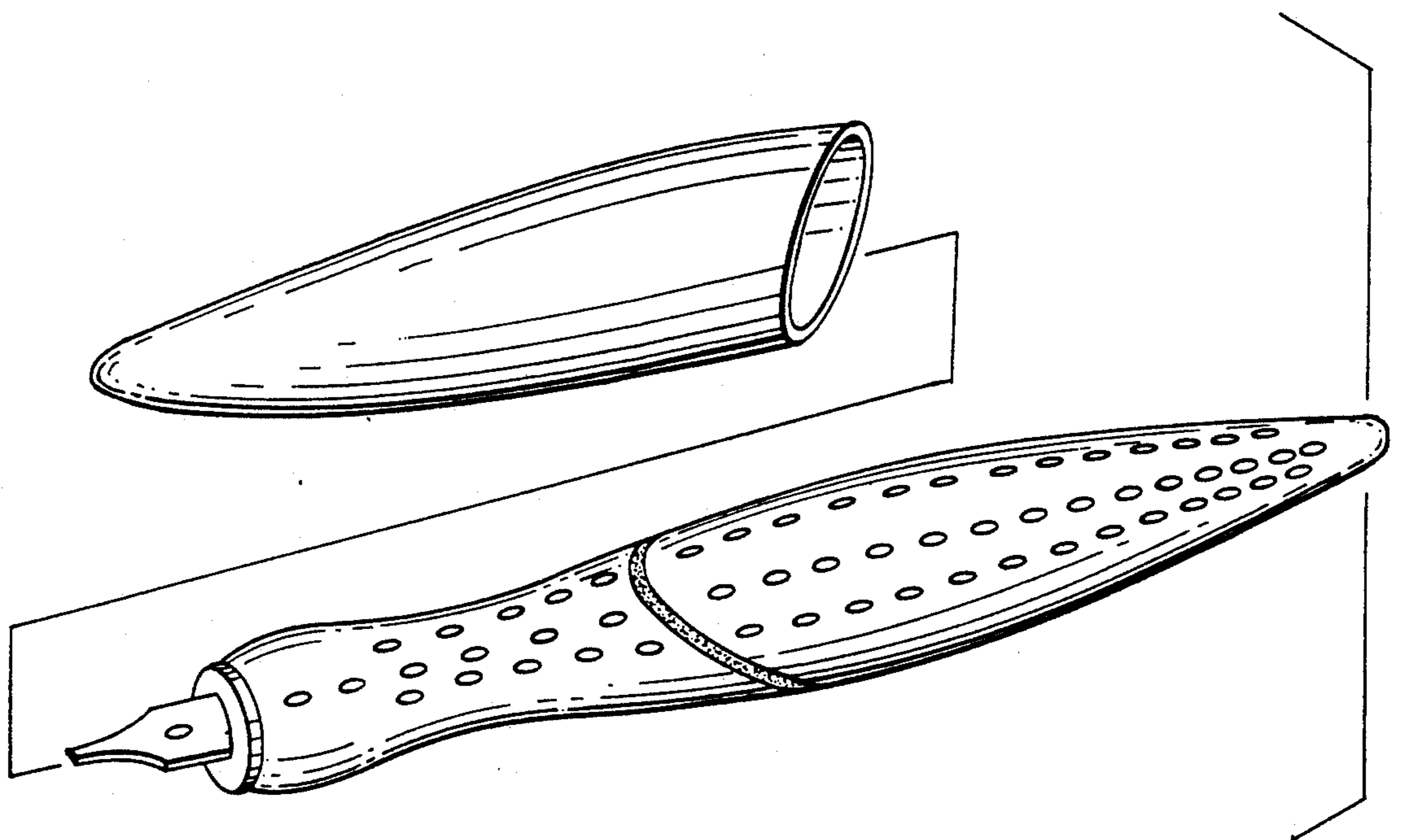


FIG. 2

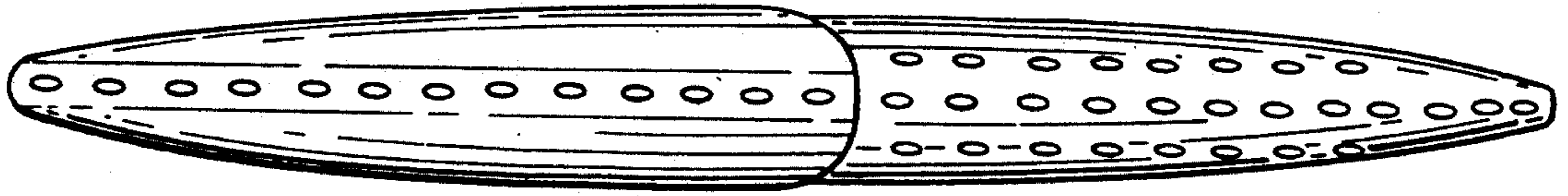


FIG. 3

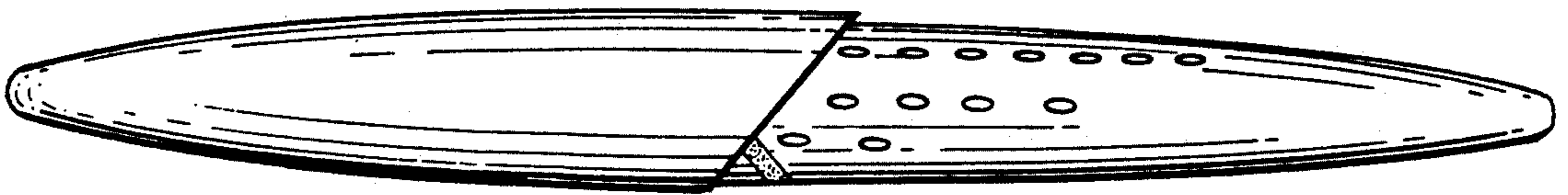


FIG. 4

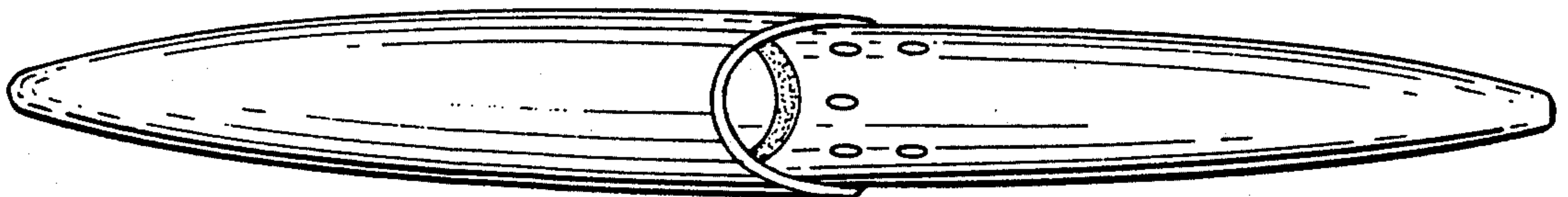


FIG. 5

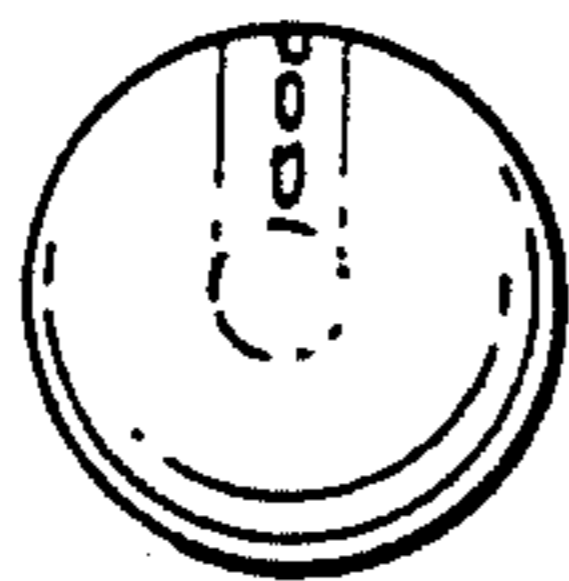


FIG. 6

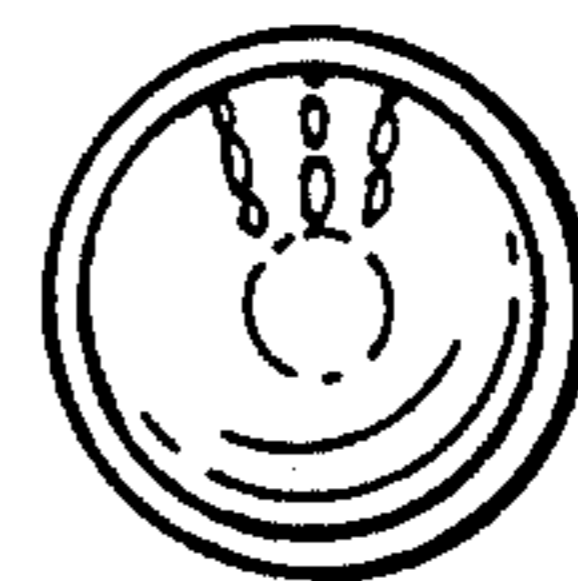


FIG. 7