



US00D339594S

United States Patent [19]

[11] Patent Number: **Des. 339,594**

Rivière

[45] Date of Patent: **** Sep. 21, 1993**

[54] **HELICAL END MILL CUTTER**

[75] Inventor: **Bertrand Rivière, Bourges, France**

[73] Assignee: **Seco Tools AB, Fagersta, Sweden**

[**] Term: **14 Years**

[21] Appl. No.: **622,805**

[22] Filed: **Dec. 4, 1990**

[30] **Foreign Application Priority Data**

Jun. 6, 1990 [SE] Sweden 90-1260

[52] U.S. Cl. **D15/139**

[58] Field of Search **D15/138, 139, 199;**
407/42, 53, 59, 113

[56] **References Cited**

U.S. PATENT DOCUMENTS

3,540,103	11/1970	Saari	407/59 X
4,093,392	6/1978	Hopkins	407/59 X
4,182,587	1/1980	Strigt	407/59 X

4,285,618	8/1981	Shanley, Jr.	D15/139 X
4,325,664	4/1982	Mori	D15/139 X
4,790,693	12/1988	Koblesky	407/113 X
5,083,887	1/1992	Dotany	407/59

Primary Examiner—Alan P. Douglas
Assistant Examiner—Antoine D. Davis
Attorney, Agent, or Firm—Burns, Doane, Swecker & Mathis

[57] **CLAIM**

The ornamental design for a helical end mill cutter, as shown and described.

DESCRIPTION

FIG. 1 is a side elevational view of a helical end mill cutter according to the present invention; and, FIG. 2 is an end, perspective view thereof.

The lower portion of the helical end mill cutter of the present invention is essentially symmetrical and therefore the other side is not illustrated. The upper portion thereof is conical and substantially planar and therefore is not illustrated.

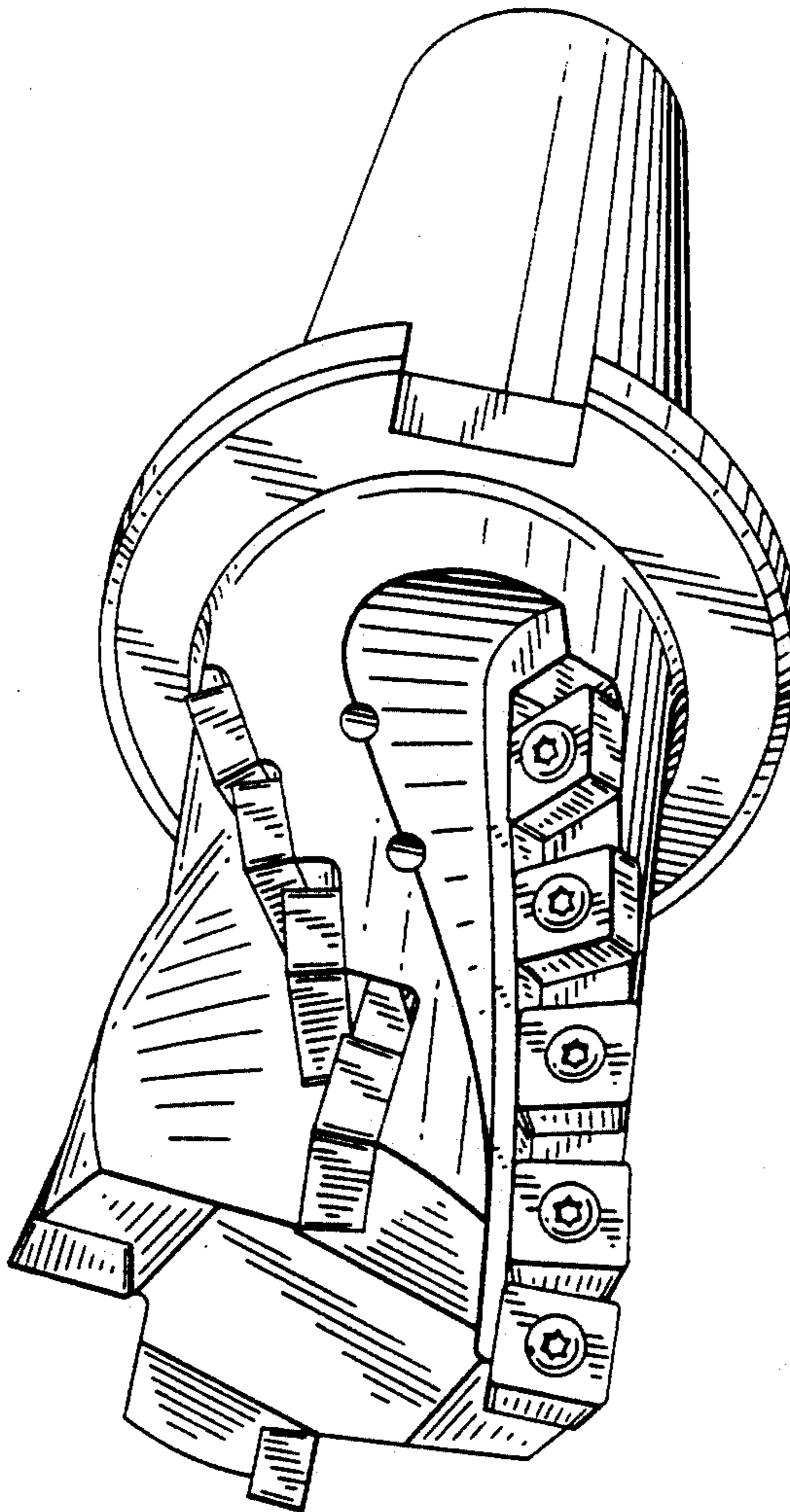



FIG. 1



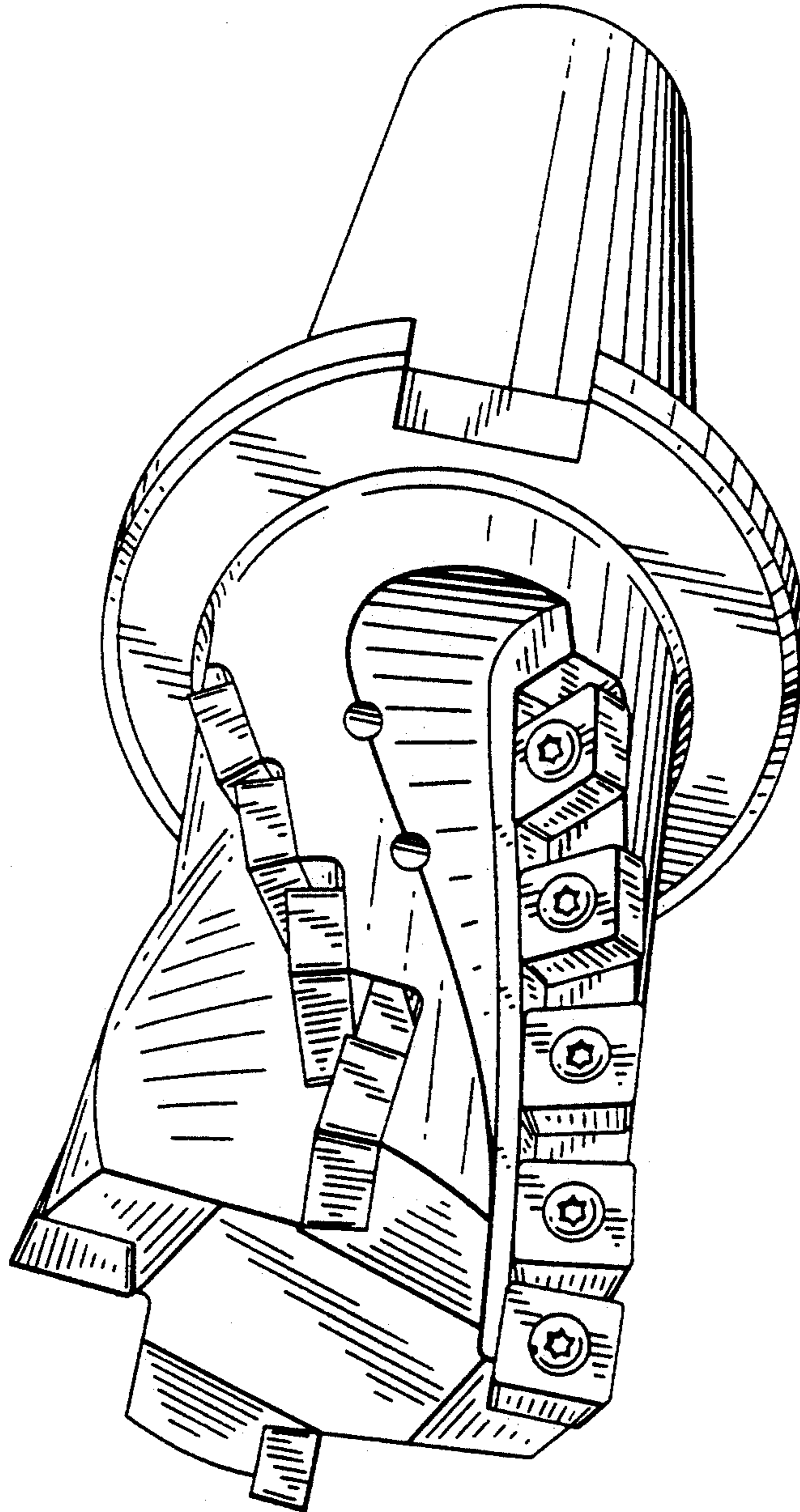


FIG. 2