



US00D339588S

United States Patent [19]

[11] Patent Number: **Des. 339,588**

Jung

[45] Date of Patent: **** Sep. 21, 1993**

[54] **SOUND CONCENTRATING AND DIRECTING HORN ATTACHMENT FOR LOUDSPEAKERS**

[76] Inventor: **Gin Kon Jung, 93-7 3GA Jung Ang Dong, Iri City, Jungbuk 570-120, Rep. of Korea**

[*] Notice: The portion of the term of this patent subsequent to Aug. 17, 2007 has been disclaimed.

[**] Term: **14 Years**

[21] Appl. No.: **639,179**

[22] Filed: **Jan. 9, 1991**

[52] U.S. Cl. **D14/208**

[58] Field of Search **D14/204, 207, 208, 216; 181/122, 152, 159**

[56] **References Cited**

U.S. PATENT DOCUMENTS

- D. 68,985 12/1925 Polydoroff D14/208
- D. 92,962 8/1934 Holtz D14/207
- D. 92,963 8/1934 Holtz D14/207

- D. 126,873 4/1941 O'Neil et al. D14/208
- D. 329,237 9/1992 Ishikawa D14/216
- 896,672 8/1908 Terhune D14/208
- 1,825,166 9/1931 Sullivan 181/159
- 1,930,915 10/1933 Wentz 181/159
- 3,866,710 2/1975 Cesati 181/159
- 5,103,482 4/1992 Fabri-Conti 181/152


Primary Examiner—Bernard Ansher
Assistant Examiner—Sandra Morris
Attorney, Agent, or Firm—Pennie & Edmonds

[57] **CLAIM**

The ornamental design of a sound concentrating and directing horn attachment for loudspeaker, as shown and described.

DESCRIPTION

FIG. 1 is a perspective view of a sound concentrating and directing horn attachment for loudspeakers, showing my new design;
FIG. 2 is a front elevational view thereof;
FIG. 3 is a right side elevational view thereof;
FIG. 4 is a top plan view thereof; and,
FIG. 5 is a bottom plan view thereof.



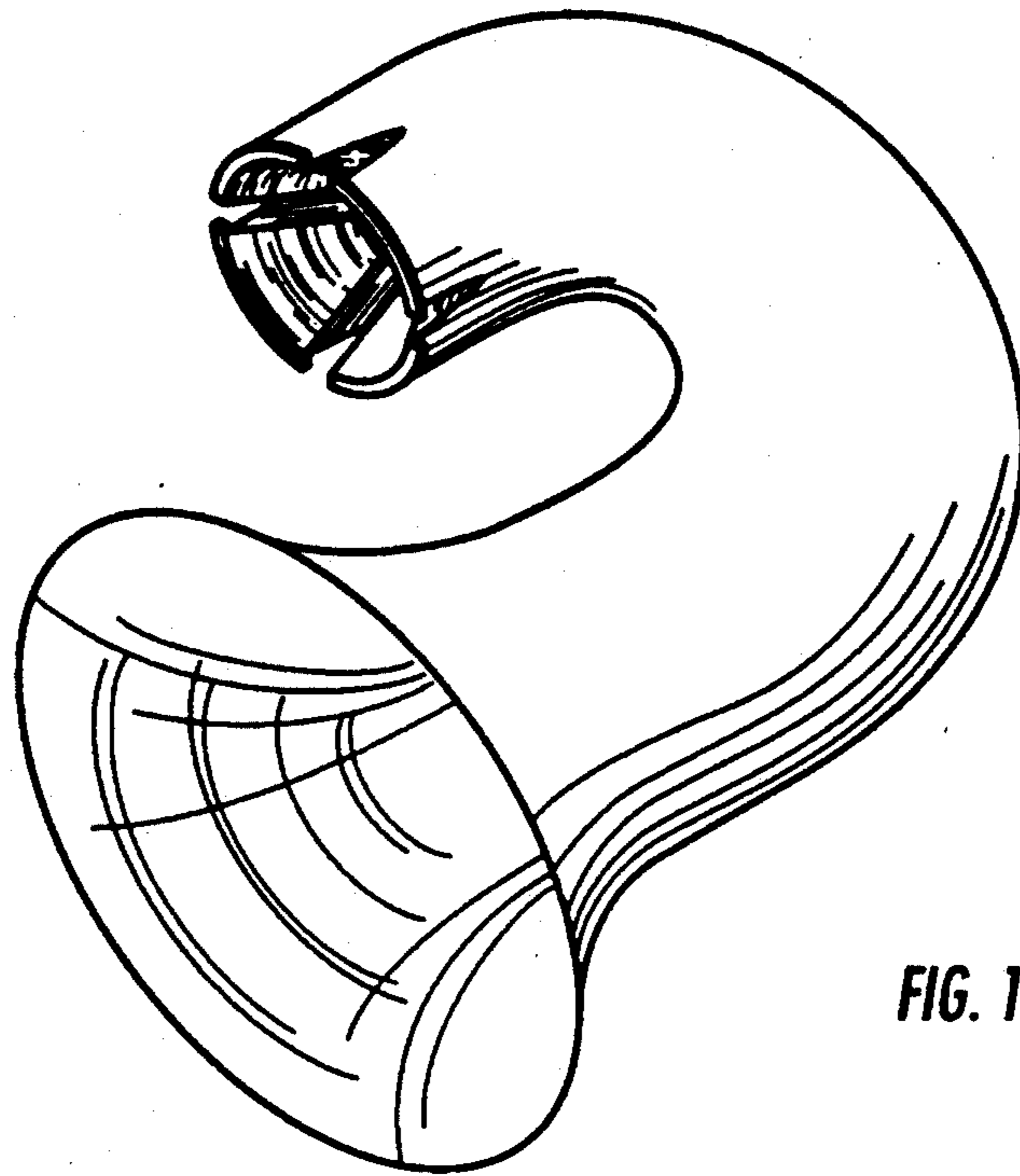


FIG. 1

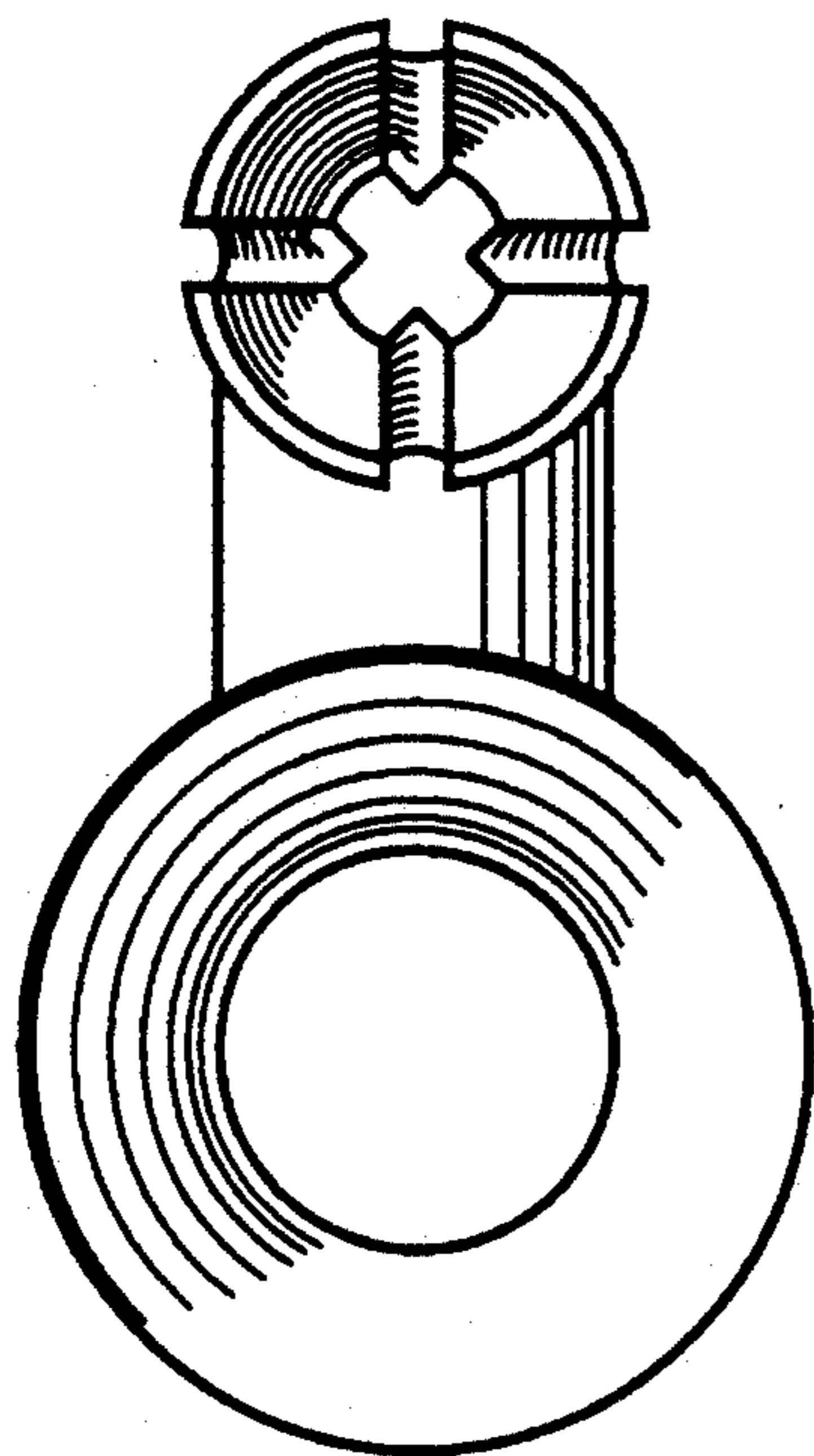


FIG. 2




FIG. 3

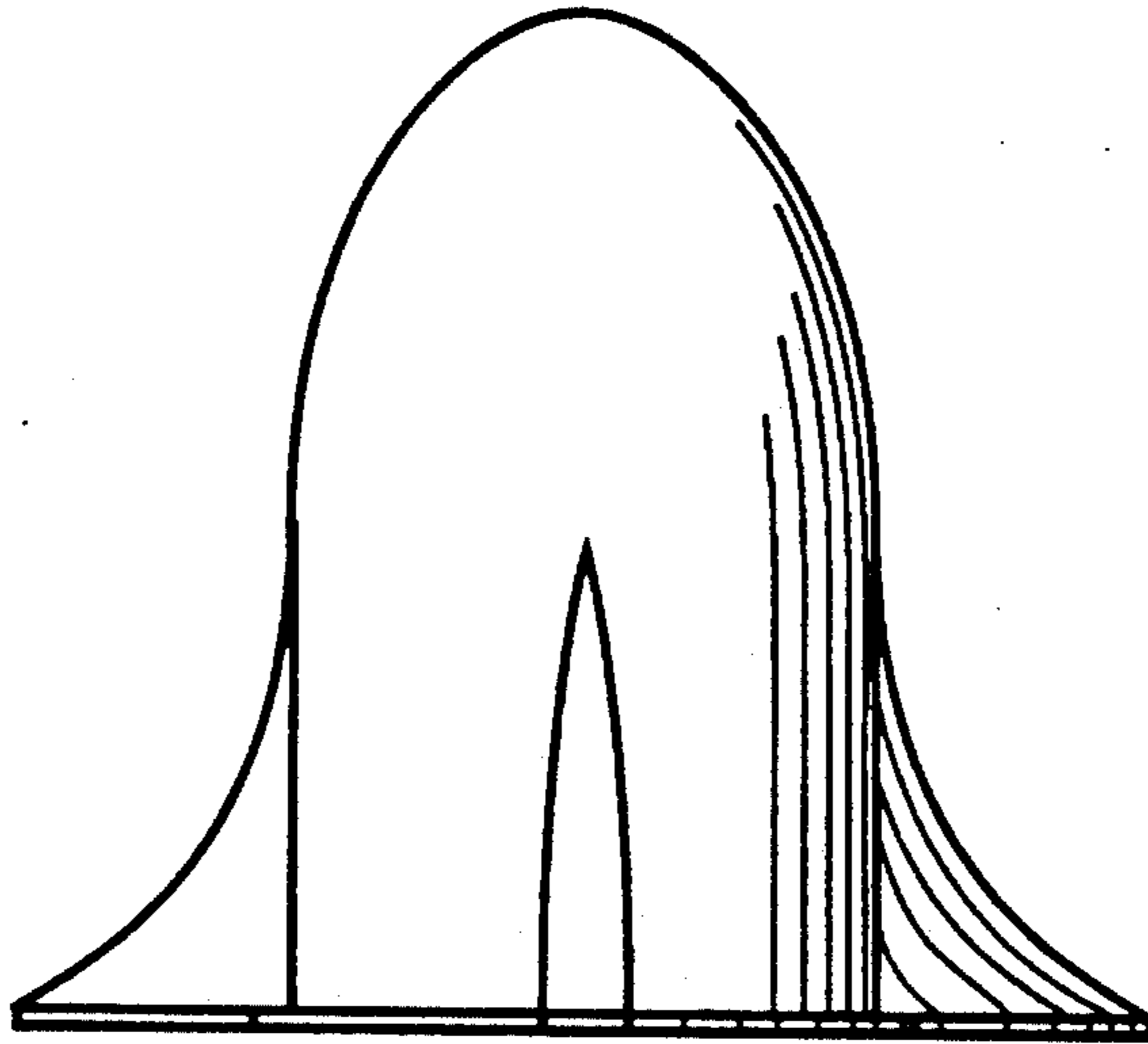


FIG. 4

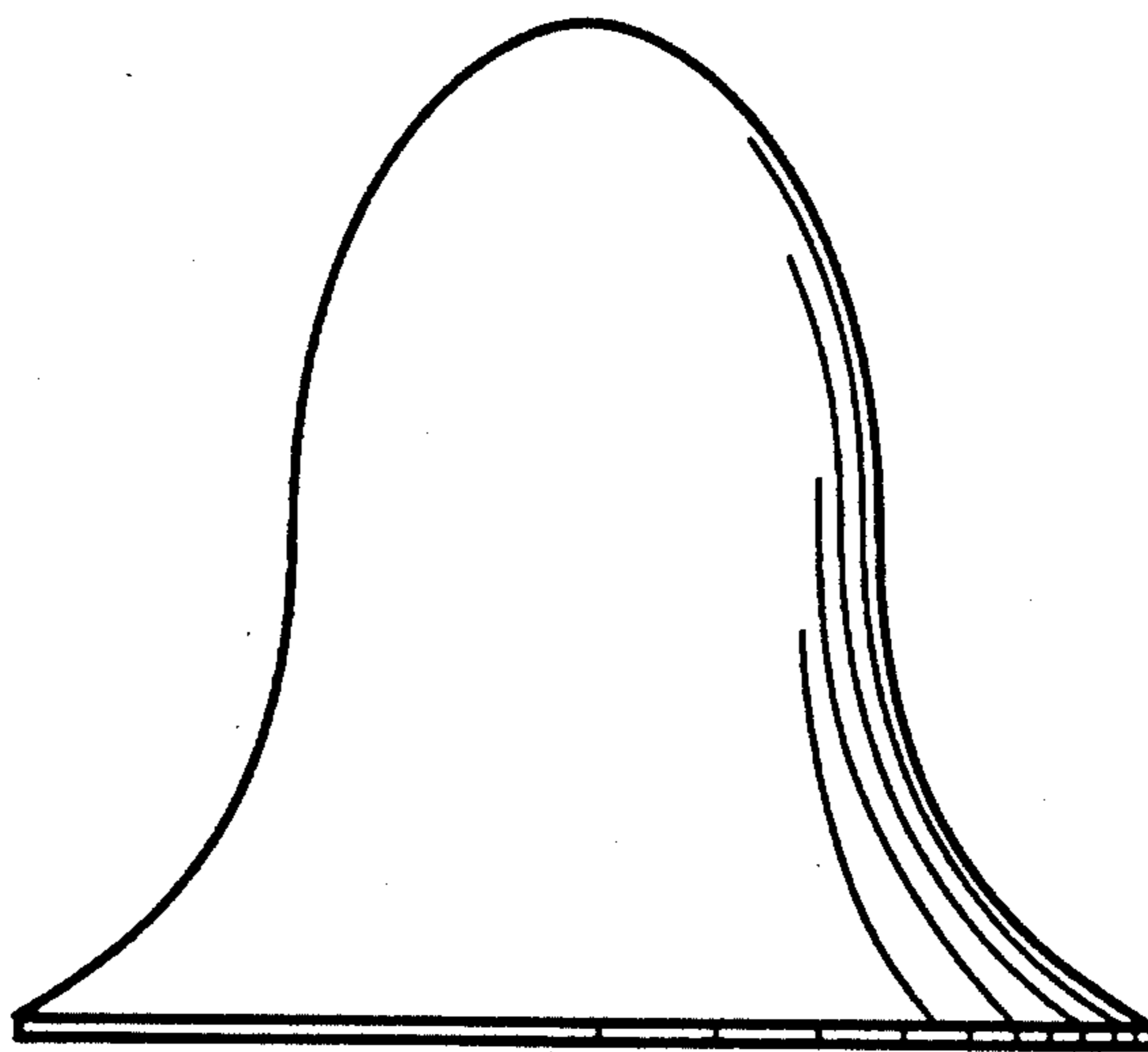


FIG. 5