



US00D339581S

# United States Patent [19]

[11] Patent Number: **Des. 339,581**

**Mischenko**

[45] Date of Patent: **\*\* Sep. 21, 1993**

[54] **TELEPHONE HANDSET PANEL**

[75] Inventor: **Nicholas Mischenko, Mt. Prospect, Ill.**

[73] Assignee: **Motorola, Inc., Schaumburg, Ill.**

[\*\*] Term: **14 Years**

[21] Appl. No.: **878,026**

[22] Filed: **May 4, 1992**

[52] U.S. Cl. .... **D14/148; D14/247**

[58] Field of Search ..... **D14/247, 240, 248, 148, D14/147, 244, 140, 138; 379/59, 60, 440, 419, 433, 420, 478; D21/111**

D. 306,293	2/1990	Nagele et al. ....	D14/148
D. 306,441	3/1990	Taylor et al. ....	D14/138
D. 315,559	3/1991	Taylor et al. ....	D14/138
D. 315,565	3/1991	Taylor ....	D14/247
D. 315,907	4/1991	Wong et al. ....	D14/247
D. 316,859	5/1991	Wong et al. ....	D14/148
D. 322,783	12/1991	Saluja et al. ....	D14/147 X

*Primary Examiner*—Alan P. Douglas  
*Assistant Examiner*—Jeffrey Asch  
*Attorney, Agent, or Firm*—Raymond A. Janski

[57] **CLAIM**

The ornamental design for a telephone handset panel, as shown and described.

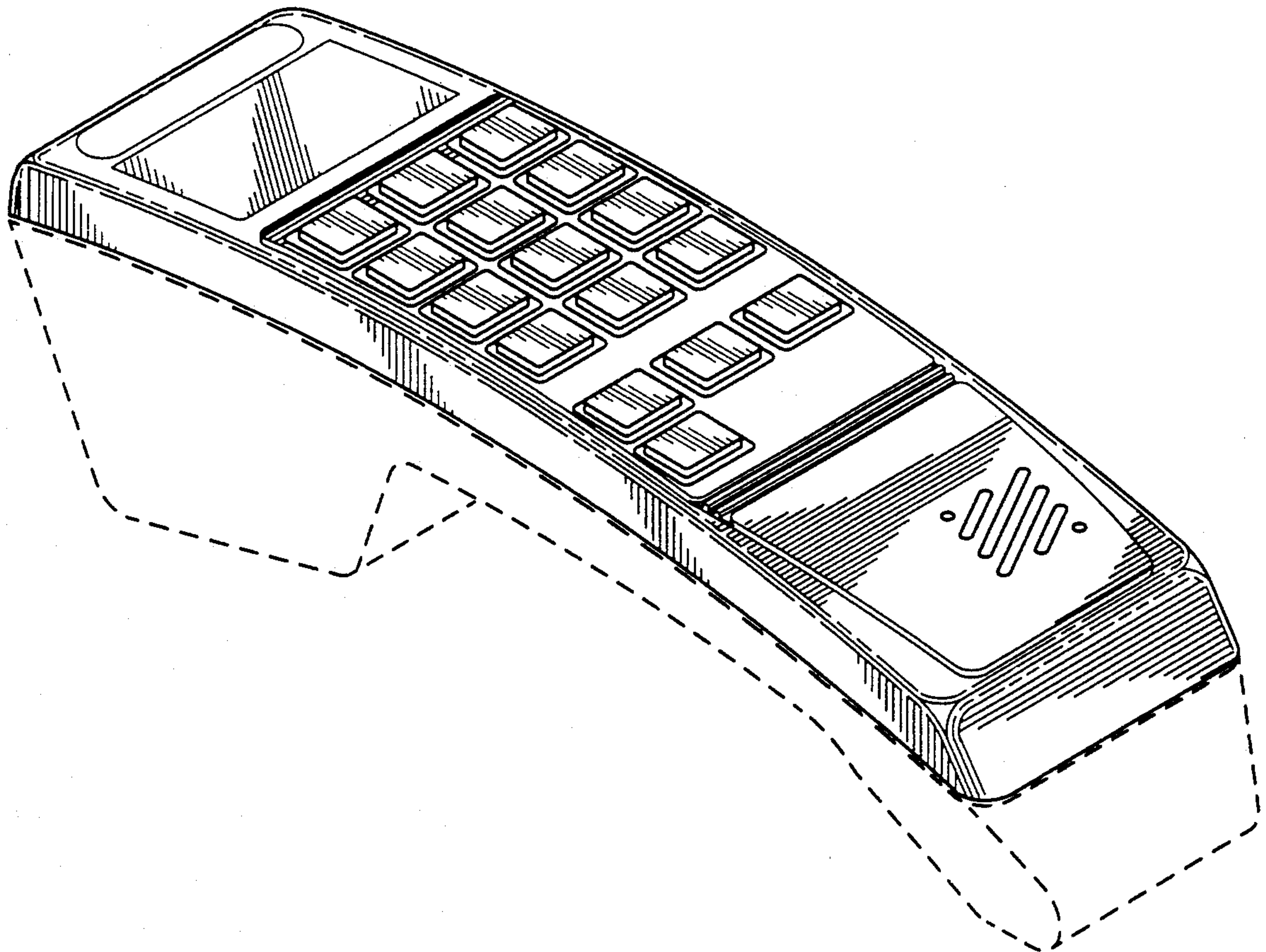
**DESCRIPTION**

FIG. 1 is a top, front, and left side perspective view of said telephone handset panel showing my new design, wherein the dotted line material is for reference purposes only and forms no part of the claimed invention; FIG. 2 is a right side elevational view of my new design, wherein the dotted line material is for reference purposes only and forms no part of the claimed invention; and, FIG. 3 is a rear elevational view thereof, wherein the dotted line material is for reference purposes only and forms no part of the claimed invention.

[56] **References Cited**

**U.S. PATENT DOCUMENTS**

D. 271,491	11/1983	Taylor .....	D14/76
D. 286,778	11/1986	Beaumont .....	D14/64
D. 292,578	11/1987	Taylor .....	D14/62
D. 292,920	11/1987	Taylor .....	D14/62
D. 295,627	5/1988	Nagele .....	D14/138
D. 295,973	5/1988	Nagele .....	D14/66
D. 295,975	5/1988	Taylor et al. ....	D14/64
D. 302,015	7/1989	Taylor .....	D14/247
D. 303,259	9/1989	Deighan .....	D14/138



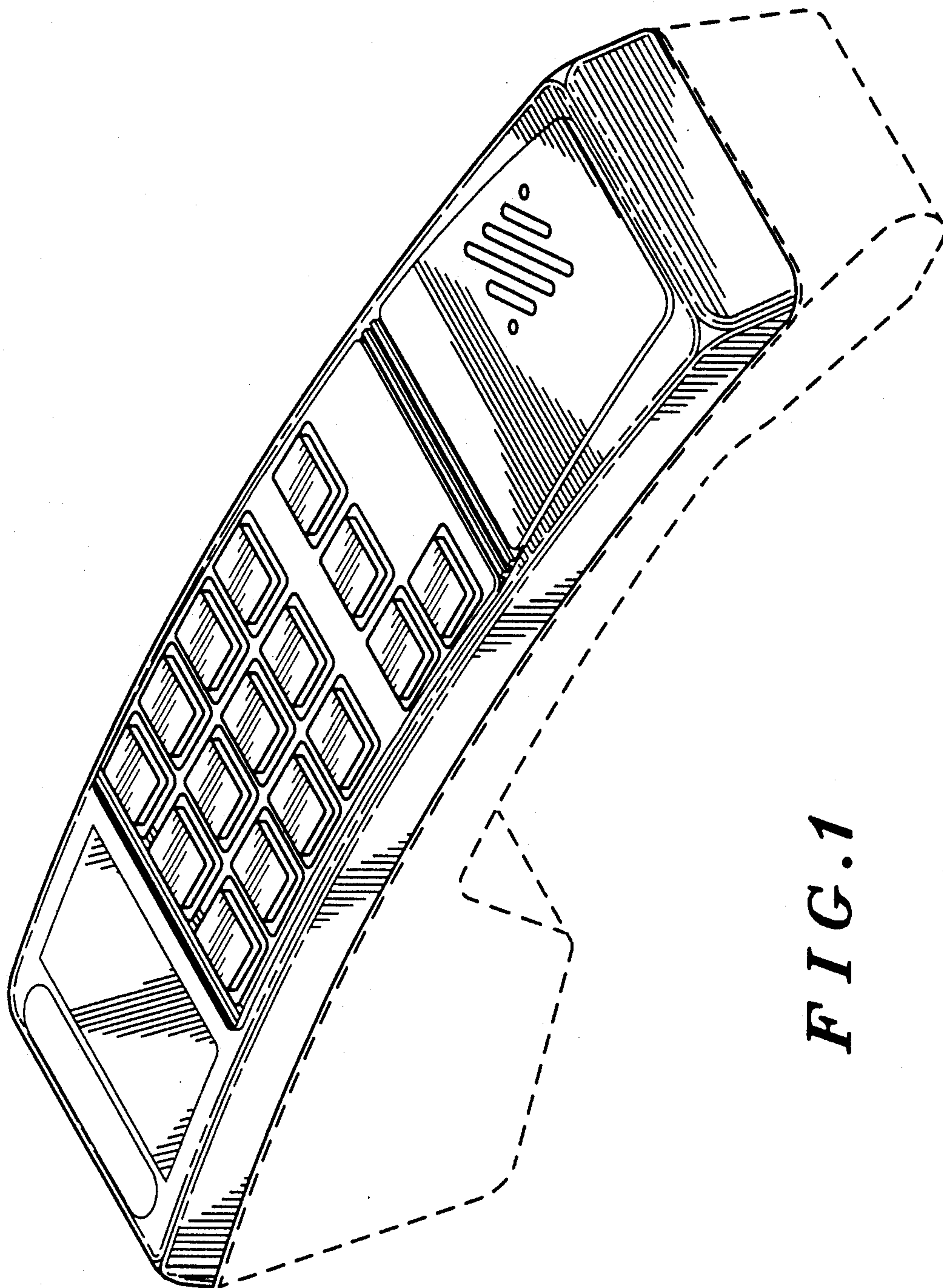


FIG. 1



FIG. 2

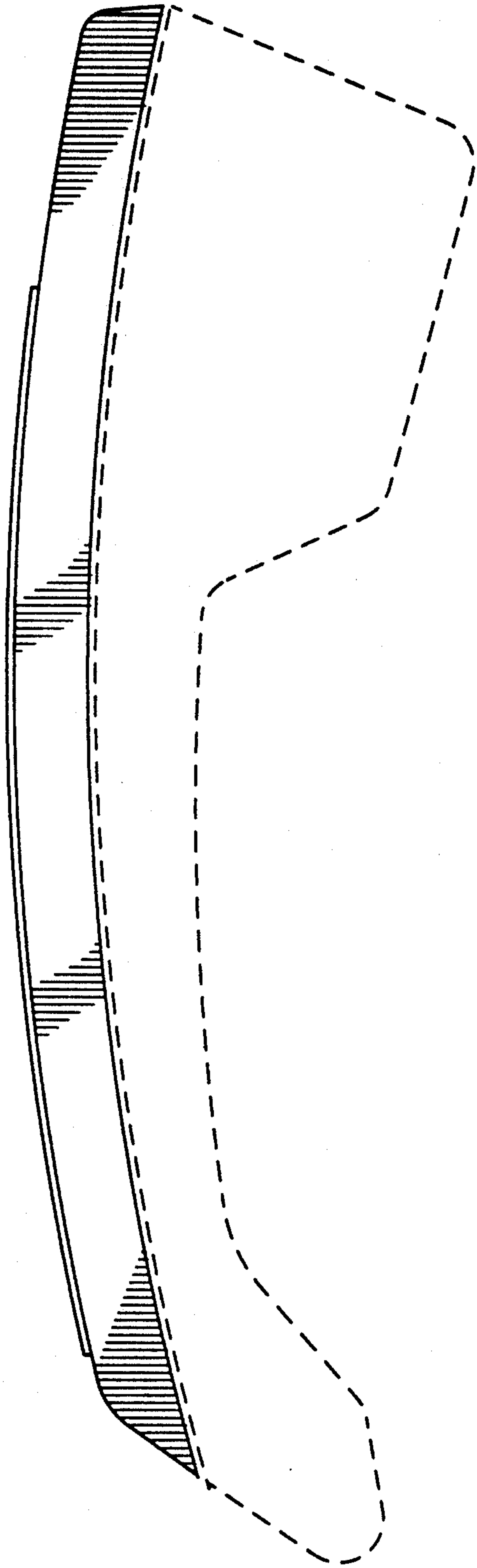


FIG. 3

