



US00D339551S

# United States Patent [19]

[11] Patent Number: **Des. 339,551**

Weder

[45] Date of Patent: **\*\* Sep. 21, 1993**

[54] **FLOWER POT COVER**

[75] Inventor: **Donald E. Weder, Highland, Ill.**

[73] Assignee: **Highland Supply Corporation, Highland, Ill.**

[\*\*] Term: **14 Years**

[21] Appl. No.: **907,192**

[22] Filed: **Jun. 30, 1992**

**Related U.S. Application Data**

[62] Division of Ser. No. 603,825, Oct. 24, 1990, Pat. No. Des. 329,405, which is a division of Ser. No. 357,103, May 25, 1989, Pat. No. Des. 319,991, which is a continuation-in-part of Ser. No. 108,316, Oct. 13, 1987, Pat. No. Des. 316,838, which is a continuation-in-part of Ser. No. 613,053, May 22, 1984, Pat. No. Des. 293,224.

[52] U.S. Cl. .... **D11/164; D11/151**

[58] Field of Search ..... **D11/143, 149, 152, 153, D11/155, 156, 164, 151; 47/66, 72; 206/423; 215/100.5; 229/4.5, 922; 248/27.8; 428/35.1, 542.6**

[56] **References Cited**

**U.S. PATENT DOCUMENTS**

- D. 292,183 10/1987 Weder et al. .... D11/164
- D. 292,188 10/1987 Weder et al. .... D11/164
- D. 293,304 12/1987 Weder et al. .... D11/164

- D. 293,305 12/1987 Weder et al. .... D11/164
- D. 293,308 12/1987 Weder et al. .... D11/164
- D. 298,017 10/1988 Weder et al. .... D11/164
- D. 313,376 5/1989 Weder ..... D11/164
- 2,355,559 8/1944 Renner ..... 47/72
- 4,216,620 8/1980 Weder et al. .... 47/72
- 4,413,725 11/1983 Bruno et al. .... 206/423
- 4,835,834 6/1989 Weder et al. .... 206/423

*Primary Examiner*—B. J. Bullock  
*Attorney, Agent, or Firm*—Dunlap, Coddling & Lee

[57] **CLAIM**


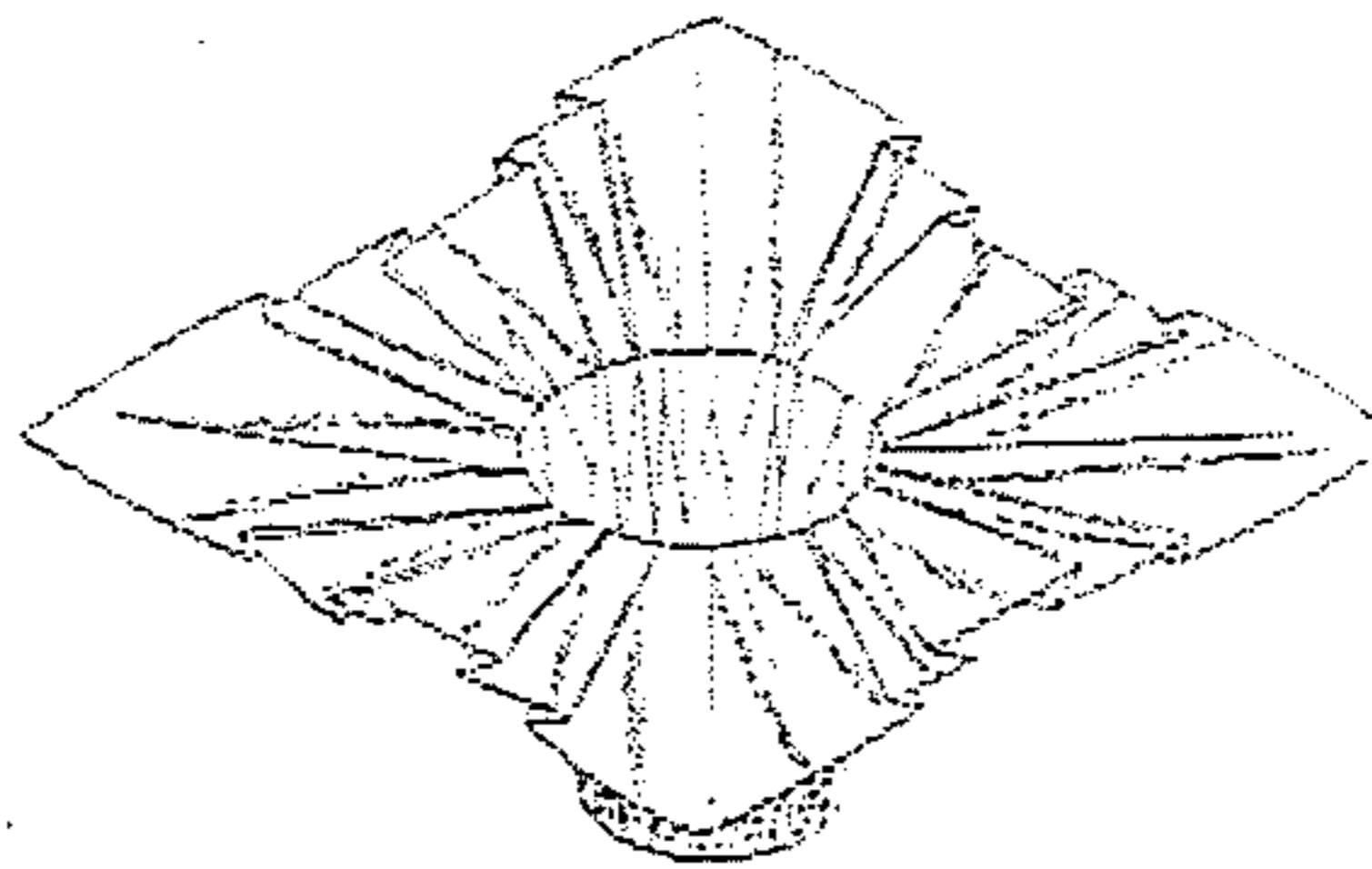
The ornamental design for a flower pot cover, as shown and described.

**DESCRIPTION**

FIG. 1 is a perspective view of a flower pot cover showing my new design;  
FIG. 2 is a top plan view thereof;  
FIG. 3 is a bottom plan view thereof;  
FIG. 4 is a side elevational view thereof, all sides being identical; and,  
FIG. 5 is an enlarged plan view of the embossed pattern shown in FIG. 4.

The embossed pattern fragmentarily shown in FIGS. 1, 3 and 4 is understood to repeat uniformly across the circumscribed surfaces and represents the embossed pattern shown in FIG. 5.

The flower pot cover shown in FIGS. 1, 3 and 4 has no substantial thickness.



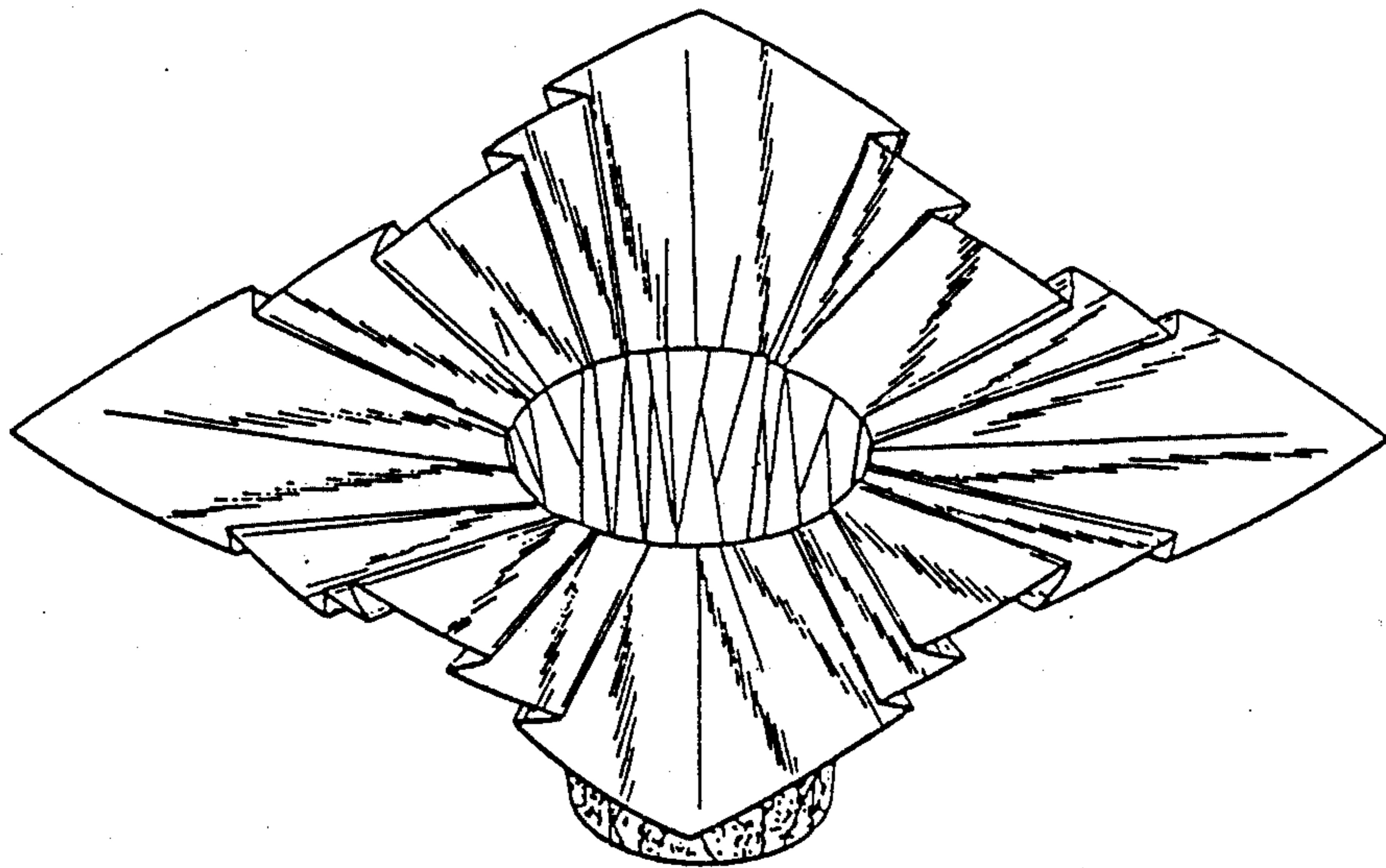


FIG. 1

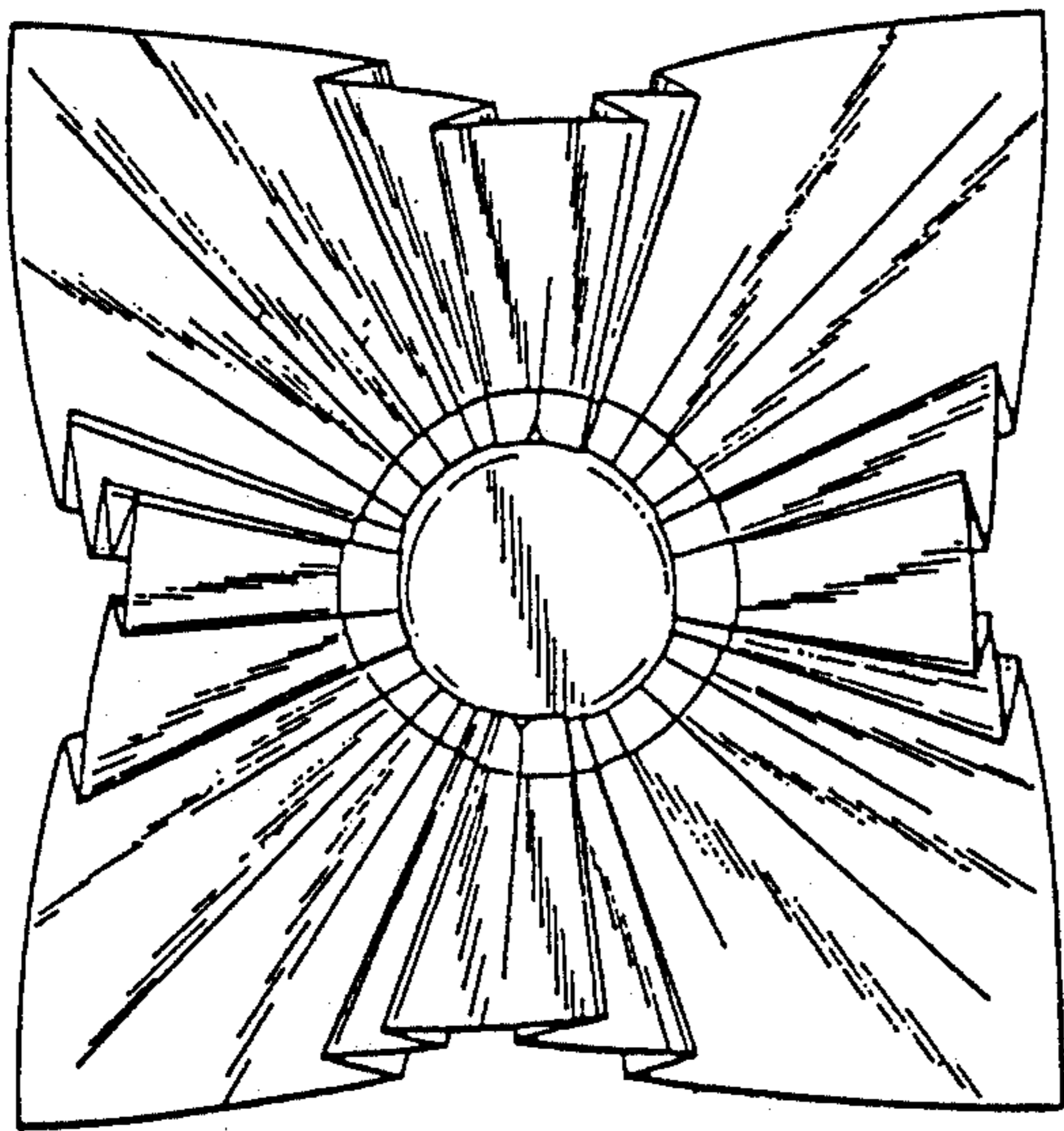


FIG. 2

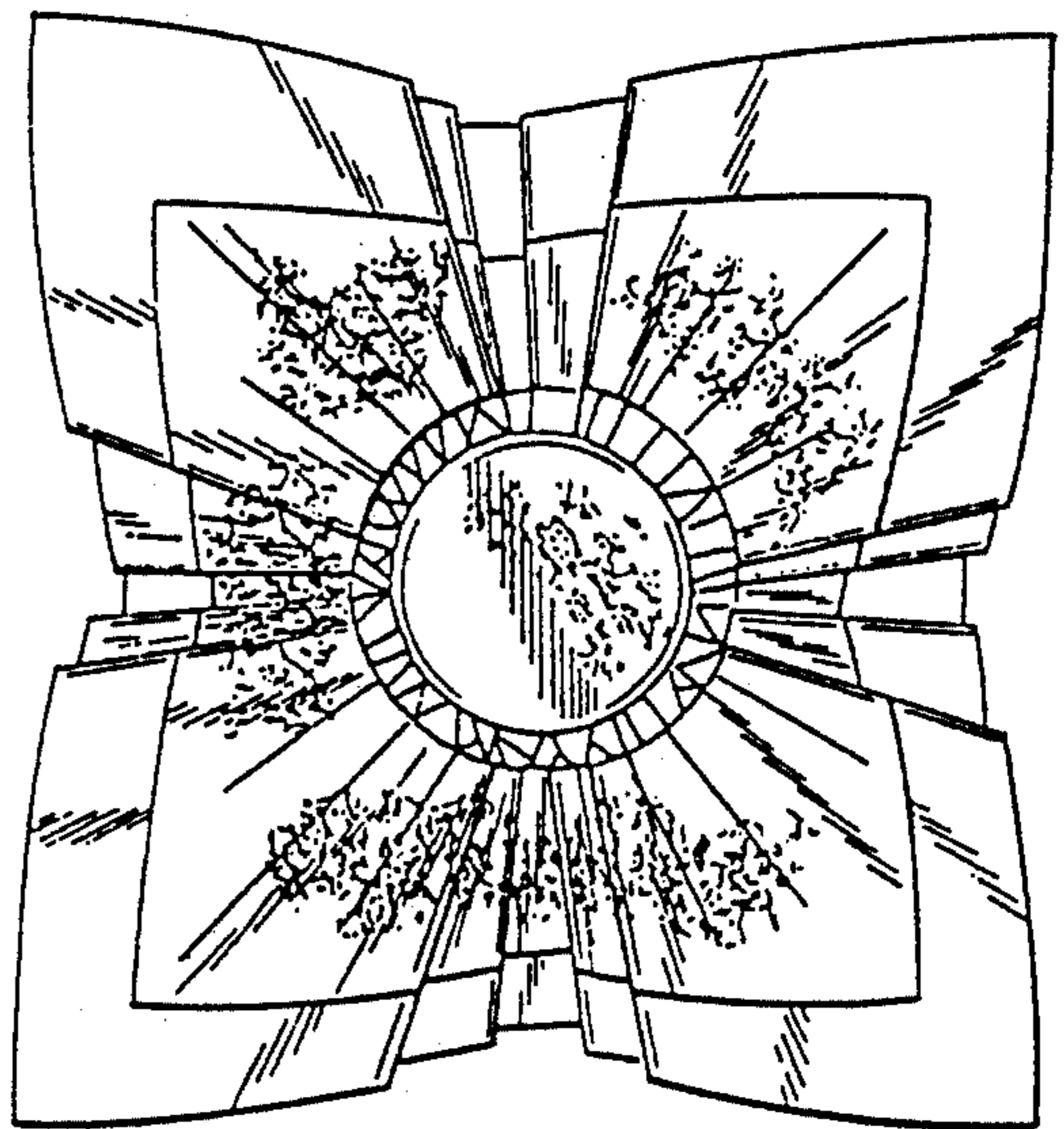


FIG. 3

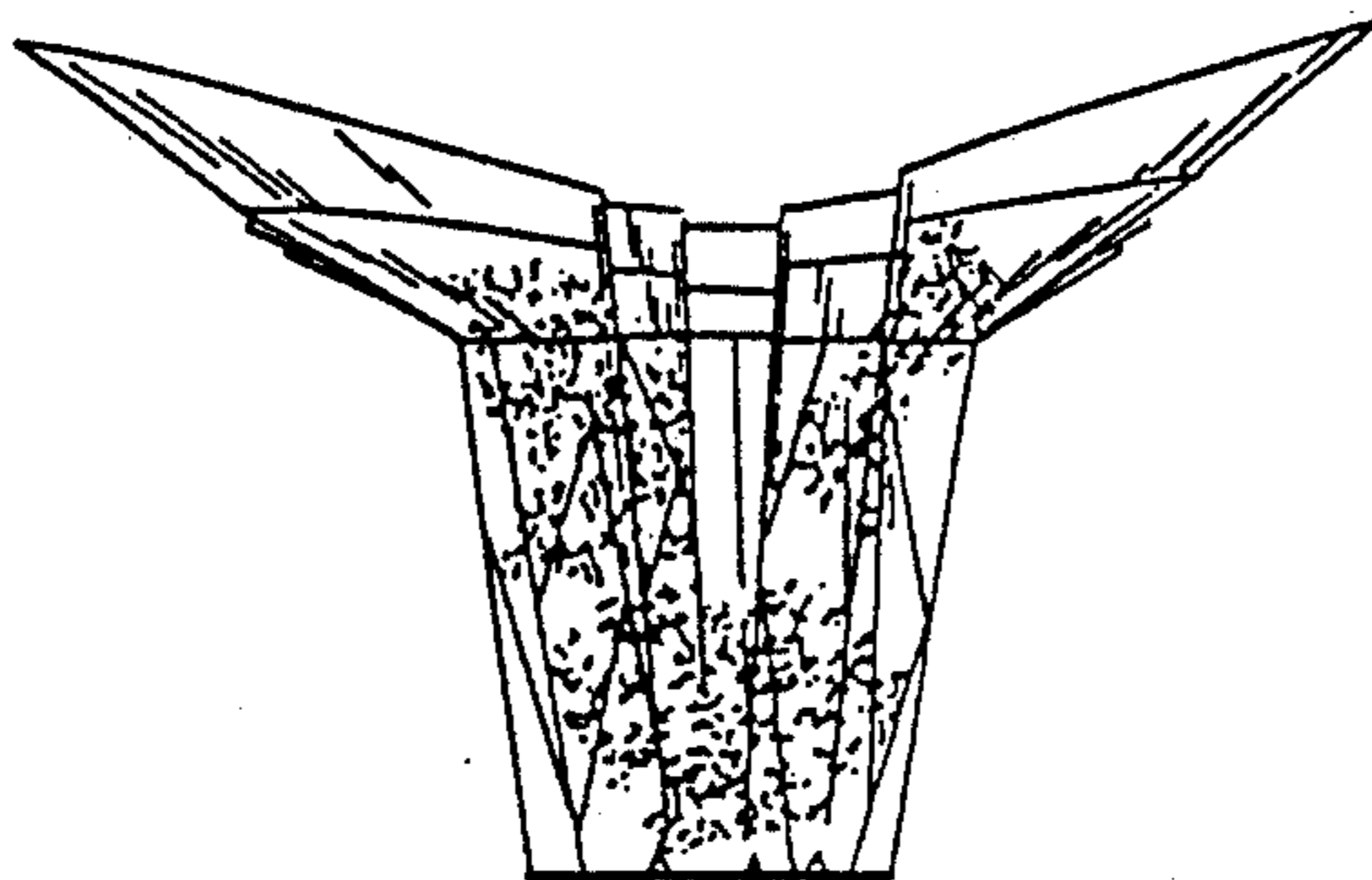


FIG. 4


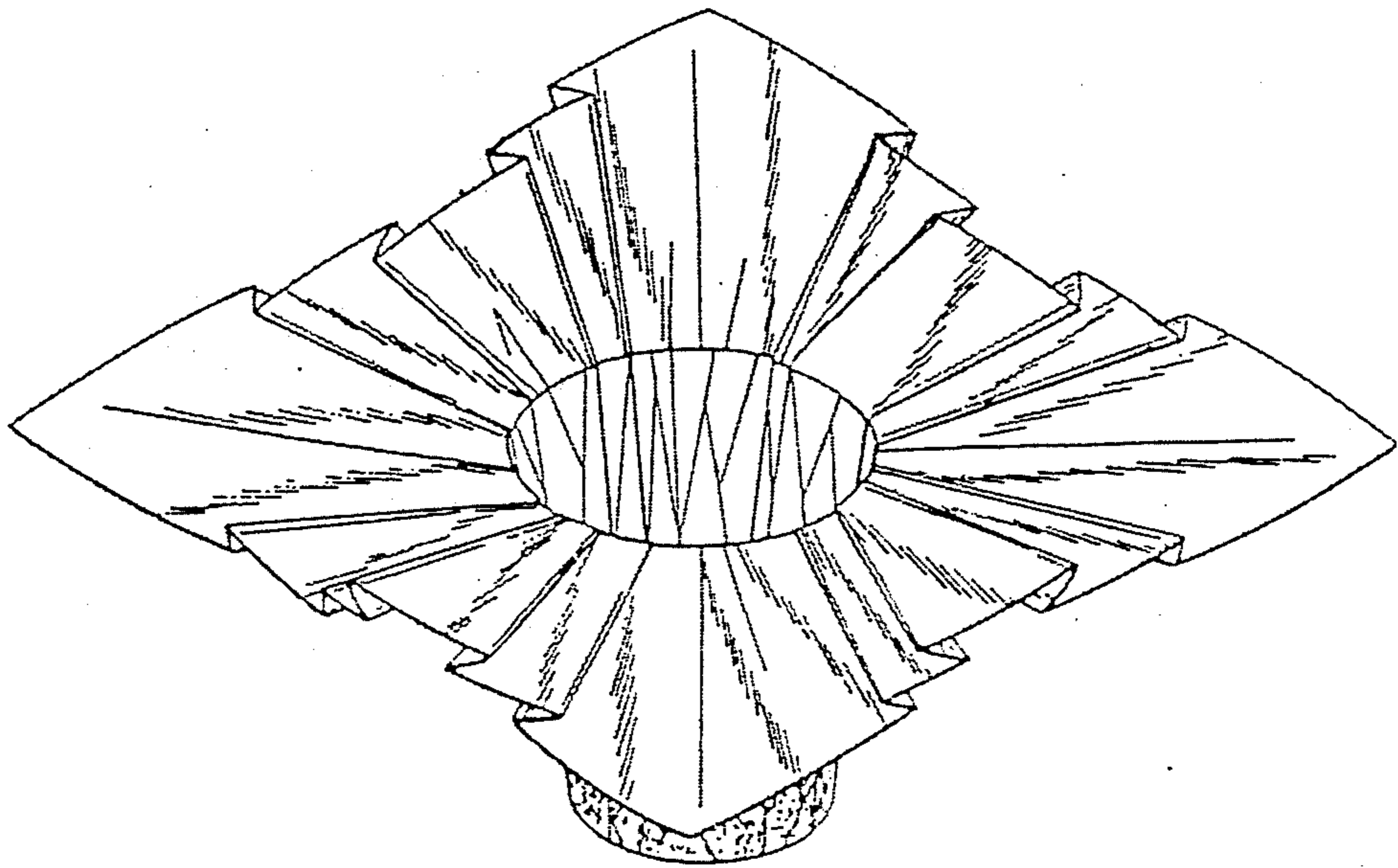


FIG. 5