



US00D339533S

# United States Patent [19]

[11] Patent Number: **Des. 339,533**

**Frappe**

[45] Date of Patent: **\*\* Sep. 21, 1993**

## [54] WRIST WATCH

[75] Inventor: **Dominique Frappe**, Croissy s/Seine, France

[73] Assignee: **Vacheron Constantin**, Paris, France

[\*\*] Term: **14 Years**

[21] Appl. No.: **775,365**

[22] Filed: **Oct. 15, 1991**

### [30] Foreign Application Priority Data

Apr. 12, 1991 [WO] World Int. Prop. O. ... DM/019 374

[52] U.S. Cl. .... **D10/39; D10/128**

[58] Field of Search ..... **D10/1-39, D10/122-126, 128, 129; 368/276-278, 280-282, 285, 318, 322, 323; D11/1-7, 15-18**

### [56] References Cited

#### U.S. PATENT DOCUMENTS

D. 65,623	9/1924	Strasser .....	D10/38
D. 103,952	4/1937	Ornstein .....	D10/38
D. 144,716	5/1946	Hurd .....	D10/30 X
D. 152,356	1/1949	Pennino .....	D10/38 X
D. 156,744	1/1950	Kent .....	D10/32
D. 295,386	4/1988	Miyama .....	D10/30

## OTHER PUBLICATIONS

Swiss Watch & Jewelry Journal, Jun. 1979, p. 545, see jeweled watch, center page.

Jeweler's Circular—Keystone, Aug. 1977, p. 103, see jeweled-faced watch upper left.

*Primary Examiner*—Nelson C. Holtje

*Assistant Examiner*—Martha Thompson

*Attorney, Agent, or Firm*—Jacobson, Price, Holman & Stern

## [57] CLAIM

The ornamental design for a wrist watch, as shown and described.

## DESCRIPTION

FIG. 1 is a front elevational view of a wrist watch showing my new design;

FIG. 2 is a left side elevational view;


FIG. 3 is a rear elevational view;

FIG. 4 is a right side elevational view;

FIG. 5 is a top plan view; and,

FIG. 6 is a bottom plan view thereof.

The fragmentary watchband portions depicted by means of broken lines in FIG. 1 have been shown for environmental purposes only and form no part of the claimed design.






FIG. 1




FIG. 2

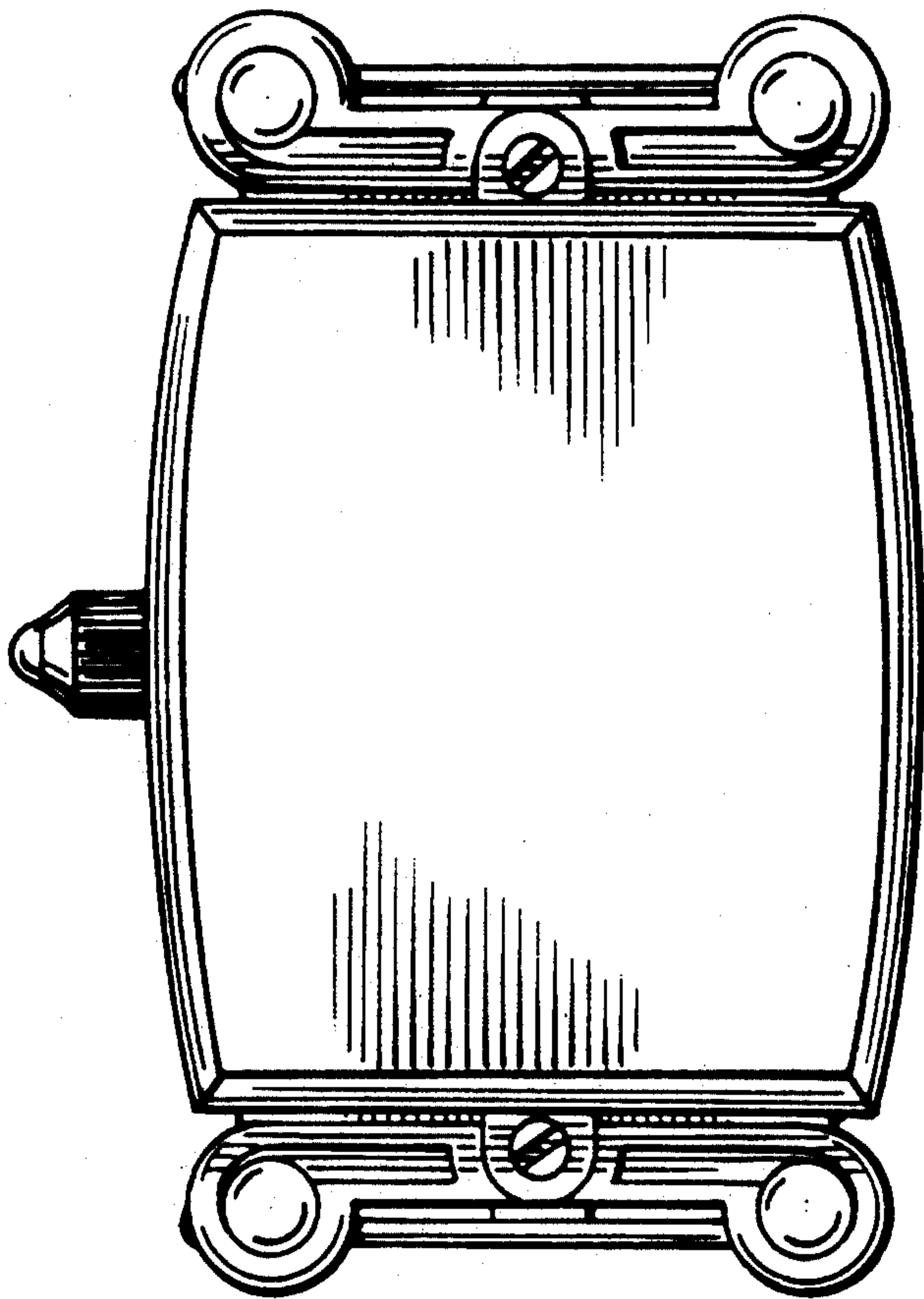


FIG. 3




FIG. 4




FIG. 5

FIG. 6

