



US00D339532S

United States Patent [19]

[11] Patent Number: Des. 339,532

Frappe

[45] Date of Patent: ** Sep. 21, 1993

[54] WRIST WATCH

[75] Inventor: **Dominique Frappe**, Croissy s/Seine, France

[73] Assignee: **Vacheron Constantin**, Paris, France

[**] Term: **14 Years**

[21] Appl. No.: **775,361**

[22] Filed: **Oct. 15, 1991**

[30] Foreign Application Priority Data

Apr. 12, 1991 [WO] World Int. Prop. O. ... DM/019 374

[52] U.S. Cl. **D10/39; D10/126**

[58] Field of Search D10/1-39, D10/122-126, 128, 129; D11/1-7, 15-18; 368/276-278, 280-282, 285, 318, 322, 323

[56] References Cited

U.S. PATENT DOCUMENTS

D. 122,218	8/1940	Markle	D10/31 X
D. 130,411	11/1941	Ornstein	D10/31
D. 150,628	8/1948	Goodkind	D10/30 X
D. 179,372	12/1956	Bauer	D10/39
D. 214,179	5/1969	Daher et al.	D10/21
D. 218,468	8/1970	Bergman	D10/21
D. 250,809	1/1979	Perrin	D10/39
D. 325,877	5/1992	Fong	D10/32

OTHER PUBLICATIONS

Goldschmiede Zeitung, Jun. 1984, p. 34, see circled wrist watch, lower left.

Hong Kong Enterprise, Jul. 1988, p. 92, see circled wrist watch, lower center.

Swiss Watch & Jewelry Journal, Jun. 1979, p. 603, see jeweled wrist watch, left center (circled).

Primary Examiner—Nelson C. Holtje
Assistant Examiner—Martha Thompson
Attorney, Agent, or Firm—Jacobson, Price, Holman & Stern

[57] CLAIM

The ornamental design for a wrist watch, as shown and described.

DESCRIPTION

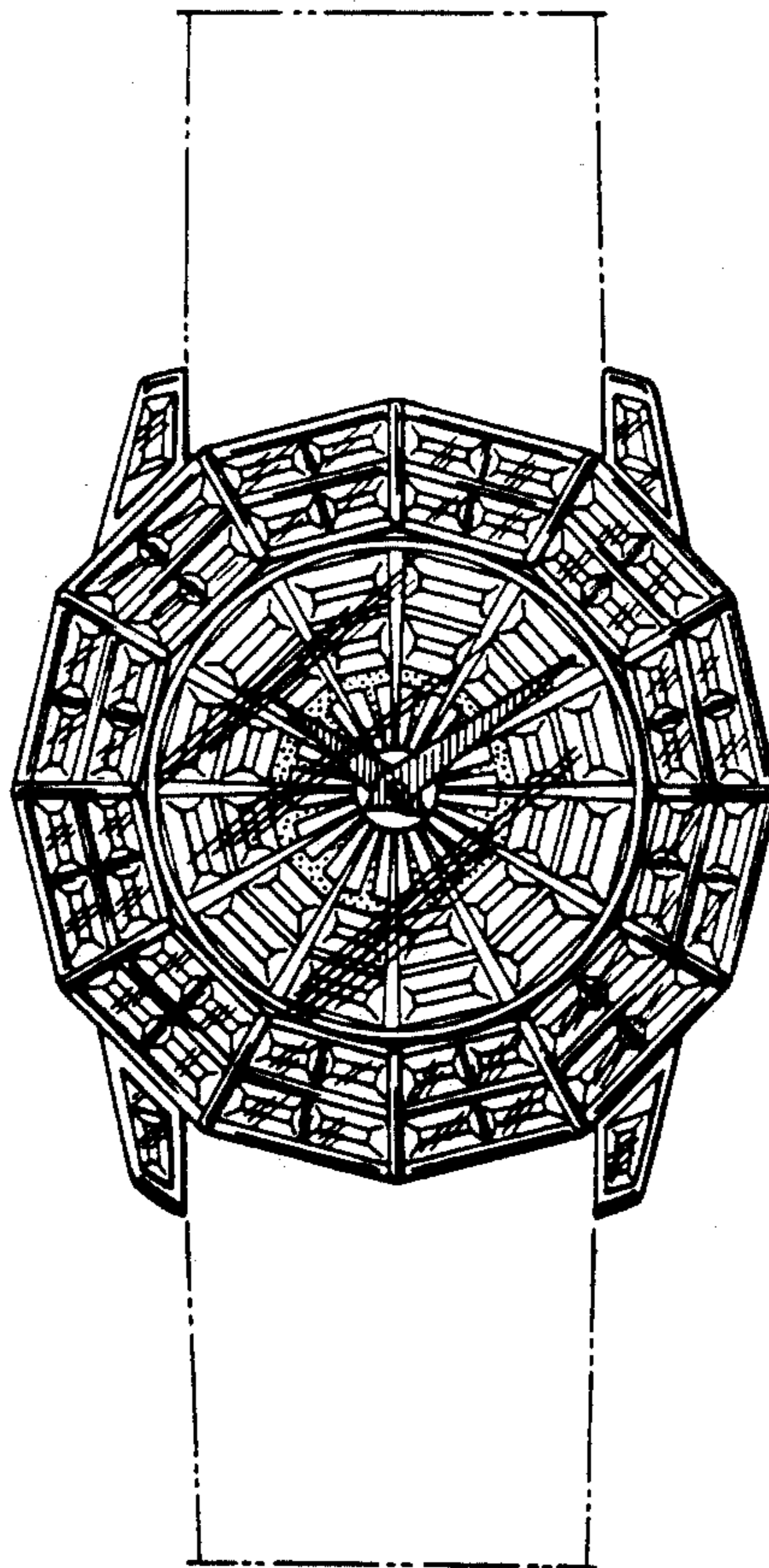
FIG. 1 is a front elevational view of a wrist watch showing my new design;

FIG. 2 is a right side elevational view, the left side being a mirror image thereof;

FIG. 3 is a rear elevational view; and,

FIG. 4 is a bottom plan view, the top plan view being a mirror image thereof.

The fragmentary watchband portions depicted by means of broken lines in FIG. 1 have been shown for environmental purposes only and form no part of the claimed design.



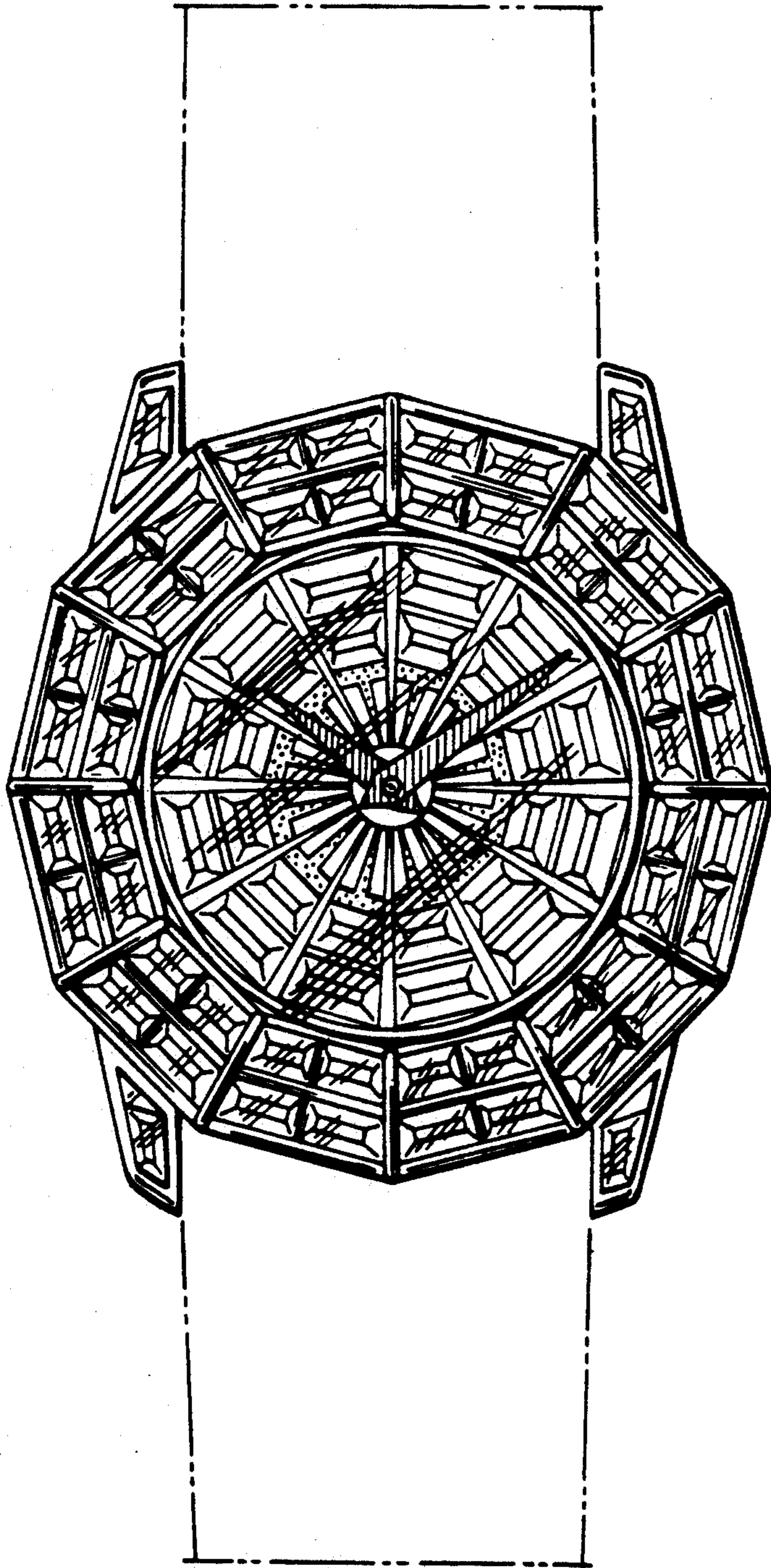


FIG. 1

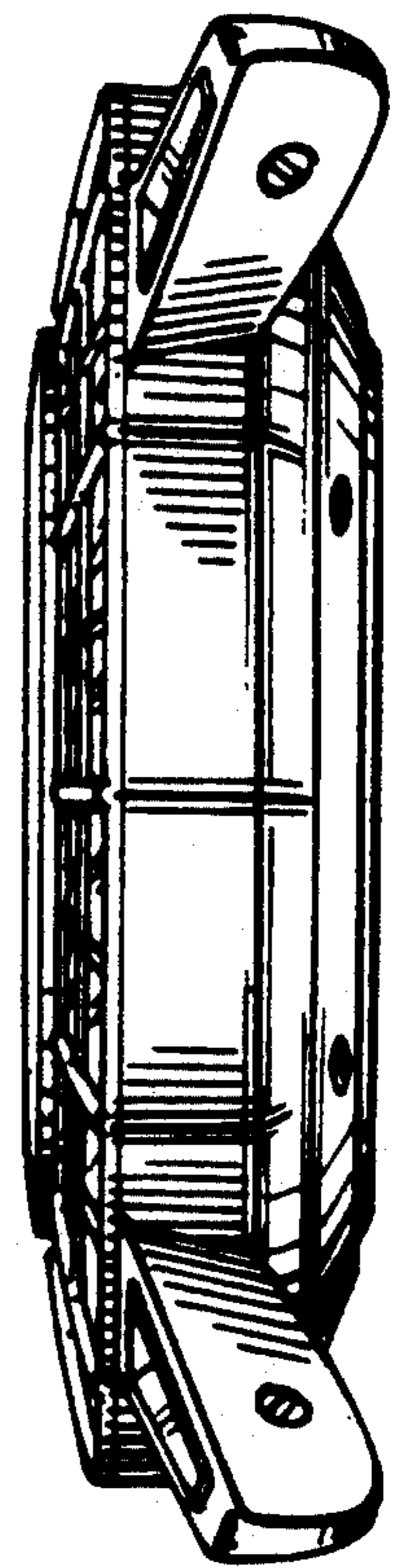


FIG. 2




FIG. 3

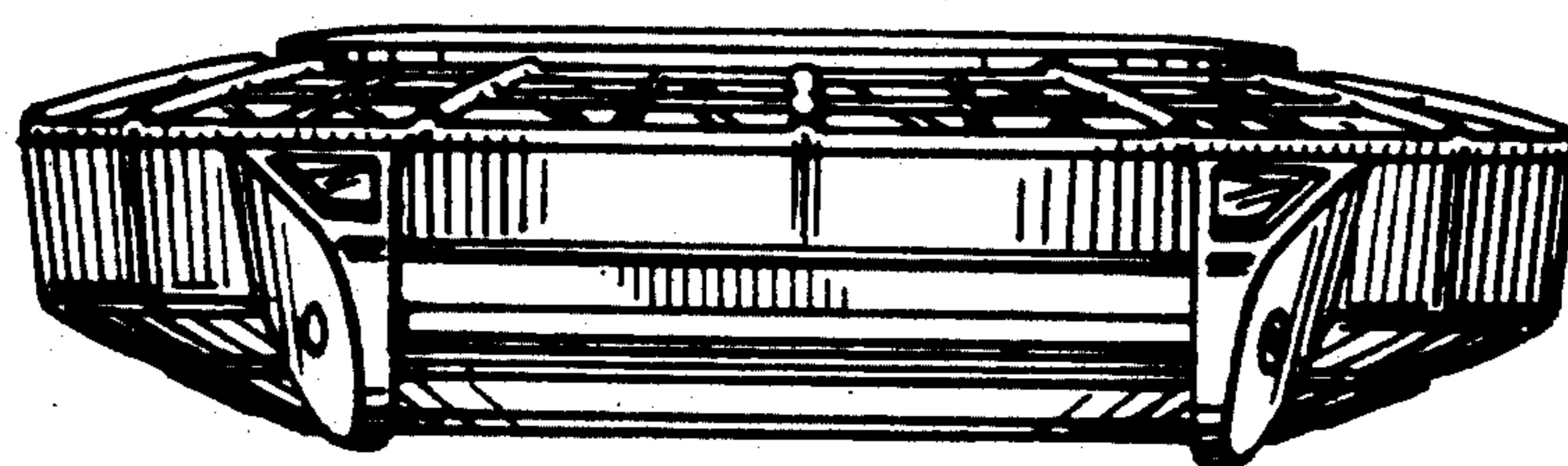


FIG. 4