



US00D339528S

United States Patent [19]

[11] Patent Number: **Des. 339,528**

Rueppel

[45] Date of Patent: **** Sep. 21, 1993**

[54] **COMBINED CONTAINER AND VALVE CLOSURE**

[75] Inventor: **Margarete E. Rueppel,**
Traben-Trarbach, Fed. Rep. of
Germany

[73] Assignee: **Zeller Plastik GmbH, Zell/Mosel,**
Fed. Rep. of Germany

[**] Term: **14 Years**

[21] Appl. No.: **715,372**

[22] Filed: **Jul. 11, 1991**

[30] **Foreign Application Priority Data**

Dec. 14, 1990 [DE] Fed. Rep. of
Germany M9008374.1

[52] U.S. Cl. **D9/515; D9/443;**
D9/449; D9/573

[58] Field of Search **D9/573, 515, 574, 529,**
D9/435, 443, 447, 449, 450, 520; 215/1 C, 1 R;
222/142.8, 559, 142.1

[56] **References Cited**

U.S. PATENT DOCUMENTS

D. 203,360 12/1965 Becker D9/573

D. 219,909 2/1971 Hambley et al. D9/573
D. 256,886 9/1980 DiScala D9/529
D. 280,295 8/1985 de Mouy et al. D9/573
823,823 6/1906 Sutherland 222/559
2,152,600 3/1939 Morrison 222/559
3,315,851 4/1967 Ayotle 222/559


Primary Examiner—Bernard Ansher
Assistant Examiner—Lucy Lieberman

[57] **CLAIM**

An ornamental design for combined container and valve closure, as shown and described.

DESCRIPTION

FIG. 1 is a top front perspective view of a combined container and valve closure showing my new design; FIG. 2 is a bottom and front perspective view thereof; FIG. 3 is a front elevation thereof, the rear elevation is the same; FIG. 4 is a side elevation thereof, the opposite side is the same; FIG. 5 is a top plan view thereof with the valve slide in a closed position; FIG. 6 is a top plan view thereof with valve slide in an open position; and, FIG. 7 is a bottom plan view thereof.



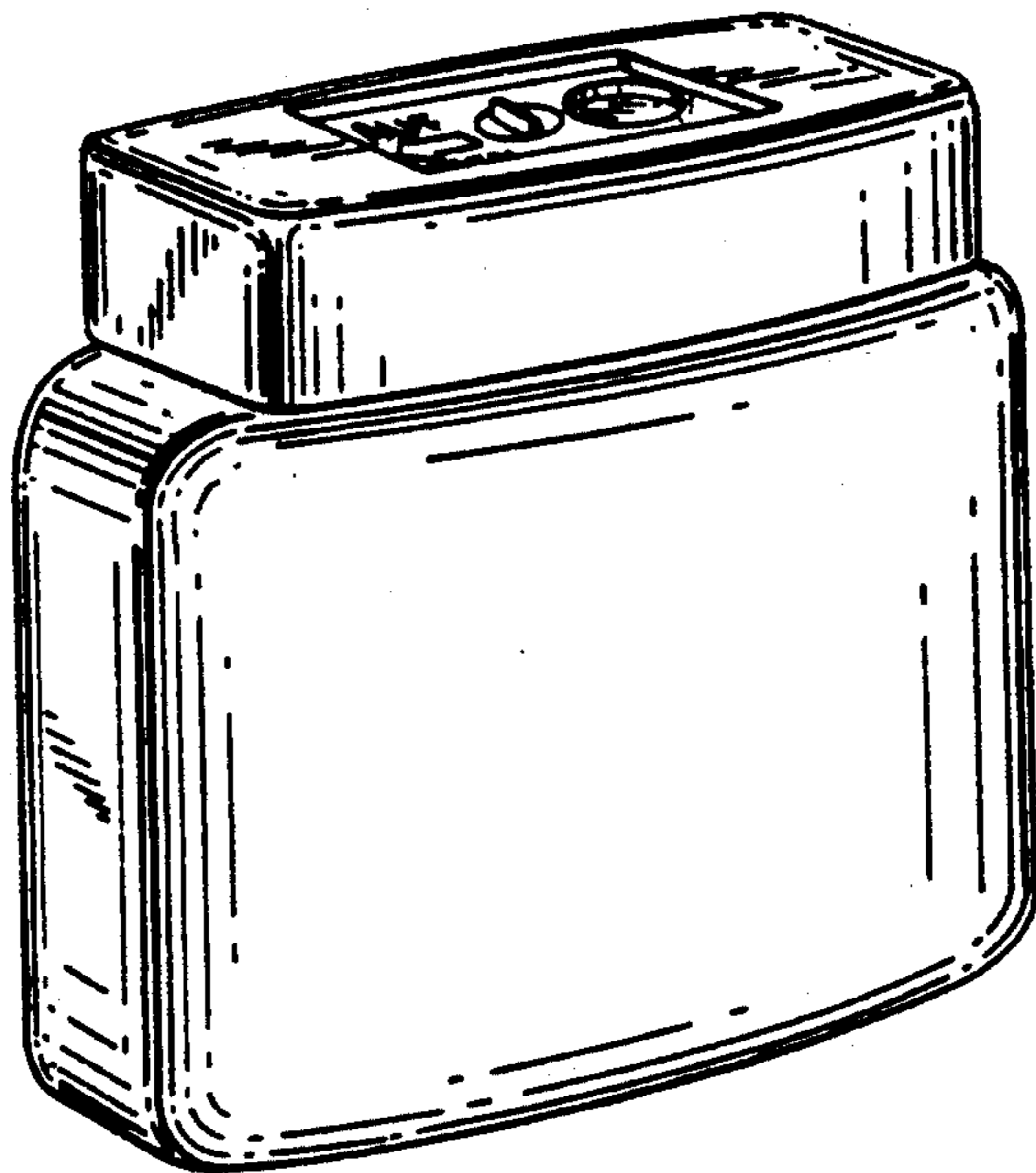


FIG. 1

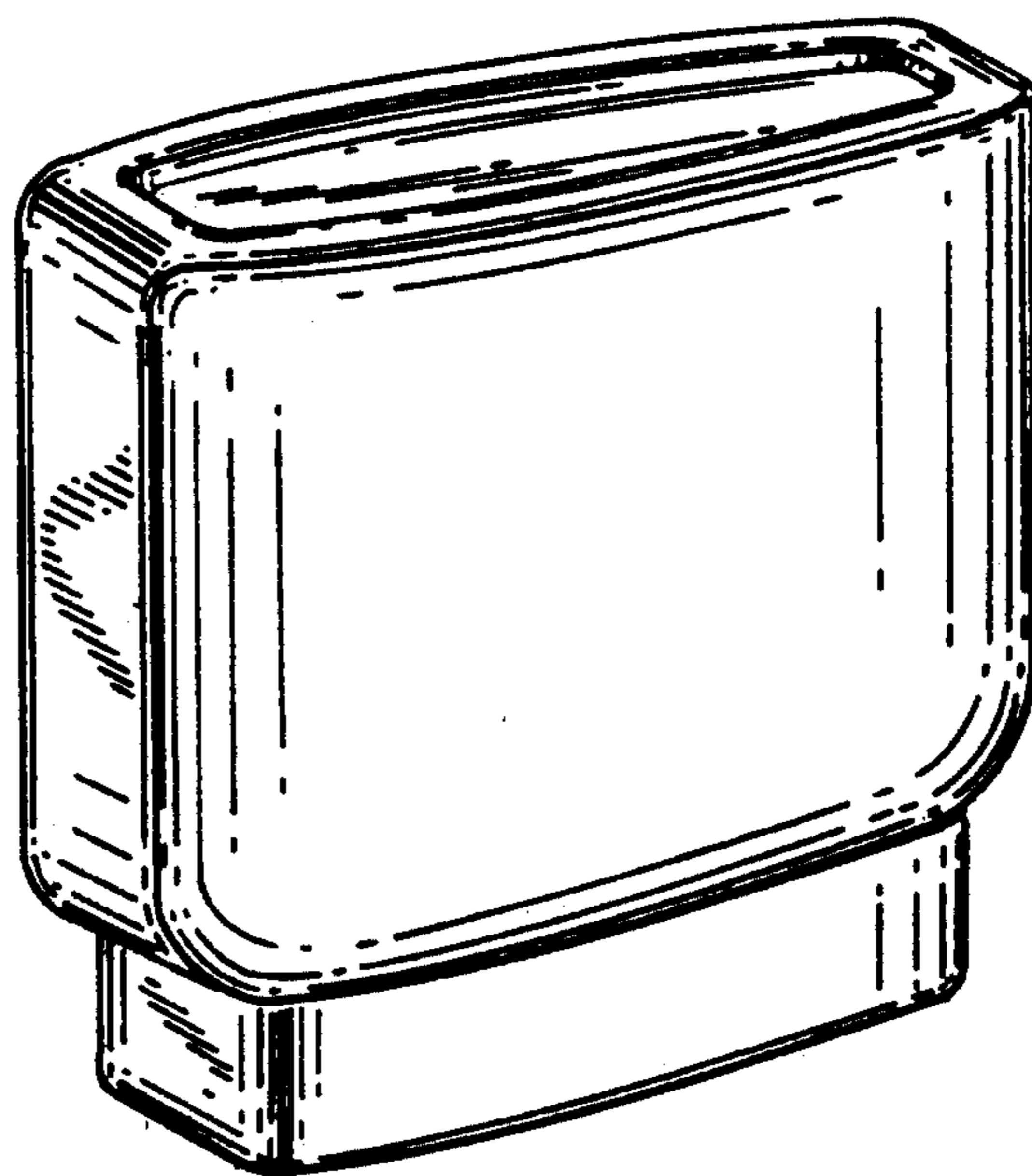


FIG. 2




FIG. 3

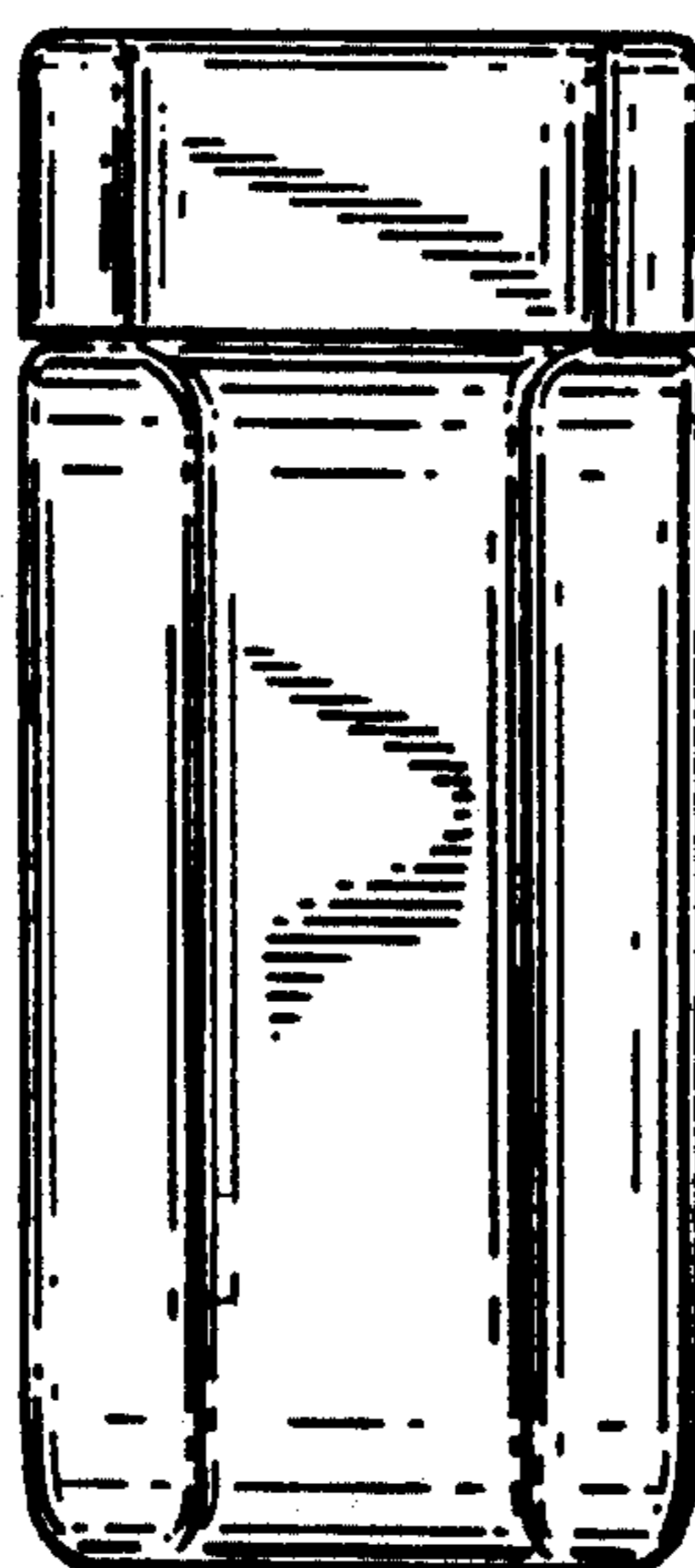


FIG. 4




FIG. 5




FIG. 6



FIG. 7