



US00D339518S

United States Patent [19]

[11] Patent Number: **Des. 339,518**

Bisbing

[45] Date of Patent: **** Sep. 21, 1993**

[54] **ADJUSTABLE HINGE**

4,785,498 11/1988 Brotschi 16/DIG. 39

[75] Inventor: **Robert H. Bisbing**, Springfield, Pa.

FOREIGN PATENT DOCUMENTS

[73] Assignee: **Southco, Inc.**, Concordville, Pa.

2434254 4/1980 France 16/265

[**] Term: **14 Years**

Primary Examiner—B. J. Bullock
Attorney, Agent, or Firm—Paul & Paul

[21] Appl. No.: **775,055**

[57] CLAIM

[22] Filed: **Oct. 11, 1991**

The ornamental design for an adjustable hinge, as shown.

Related U.S. Application Data

DESCRIPTION

[63] Continuation of Ser. No. 728,346, Jul. 11, 1991, Pat. No. 5,150,500.

[52] U.S. Cl. **D8/323**

[58] Field of Search **D8/323, 327-329; 16/239, 247, 262, 265, 386, 387, DIG. 39**

FIG. 1 is a perspective view of an adjustable hinge embodying my design;

FIG. 2 is an enlarged top plan view thereof;

FIG. 3 is an enlarged front elevational view thereof;

FIG. 4 is an enlarged left side elevational view thereof;

FIG. 5 is an enlarged right side elevational view thereof;

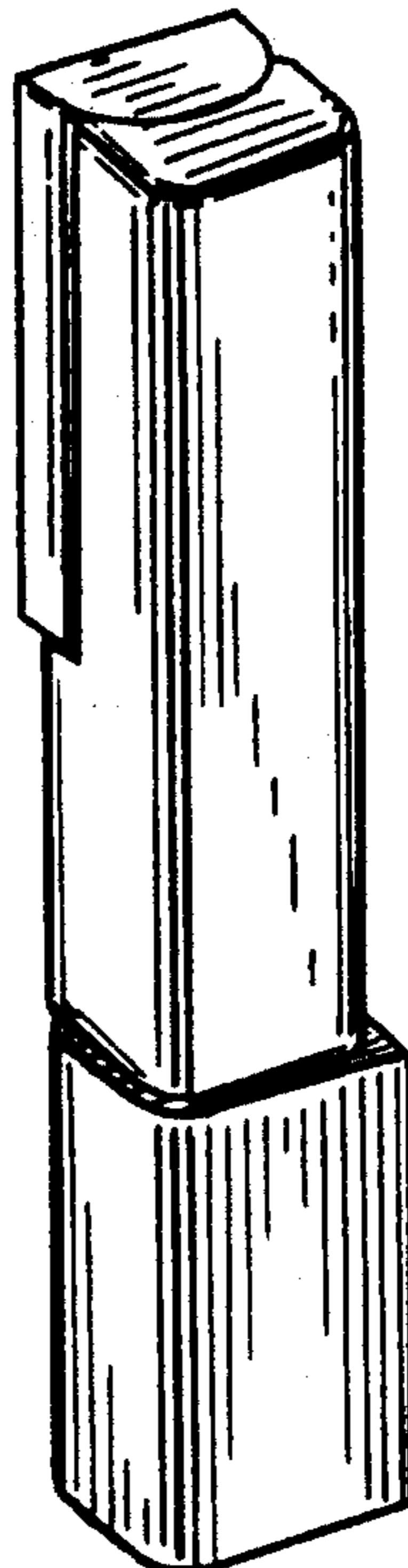
FIG. 6 is an enlarged rear elevational view thereof; and,

FIG. 7 is an enlarged bottom plan view thereof.

[56] References Cited

U.S. PATENT DOCUMENTS

- D. 303,491 9/1989 Bisbing D8/323
- D. 303,492 9/1989 Bisbing D8/323



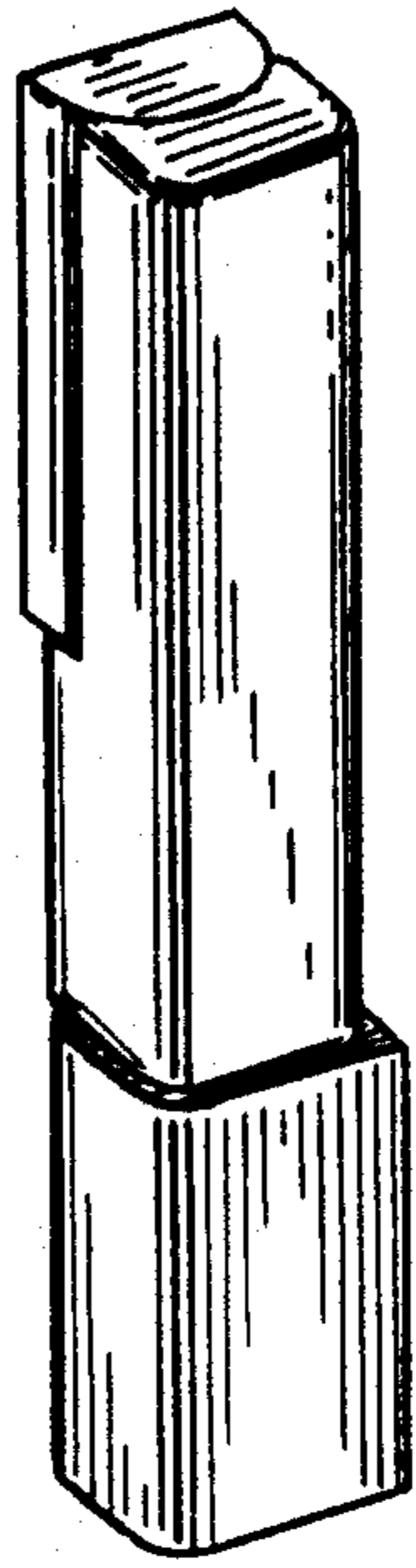


Fig. 1




Fig. 2




Fig. 4

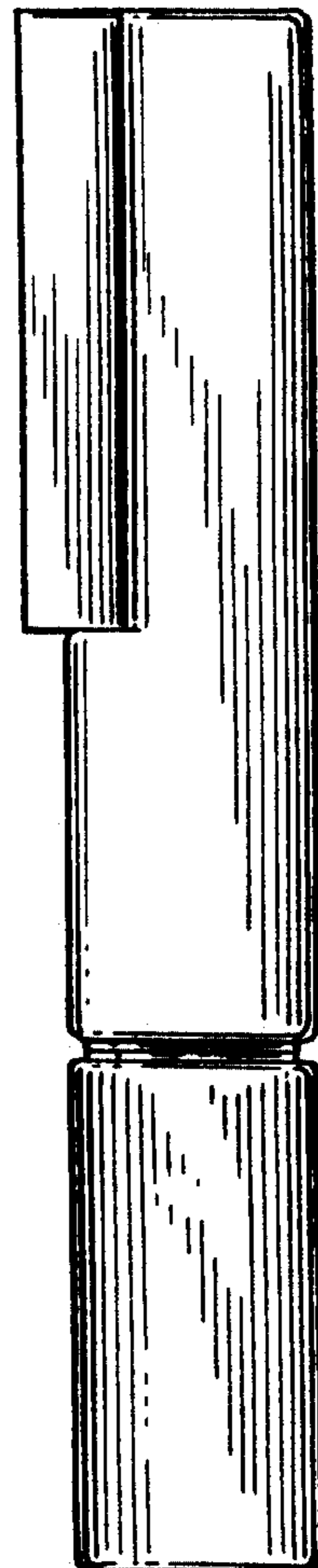


Fig. 3




Fig. 5




Fig. 6

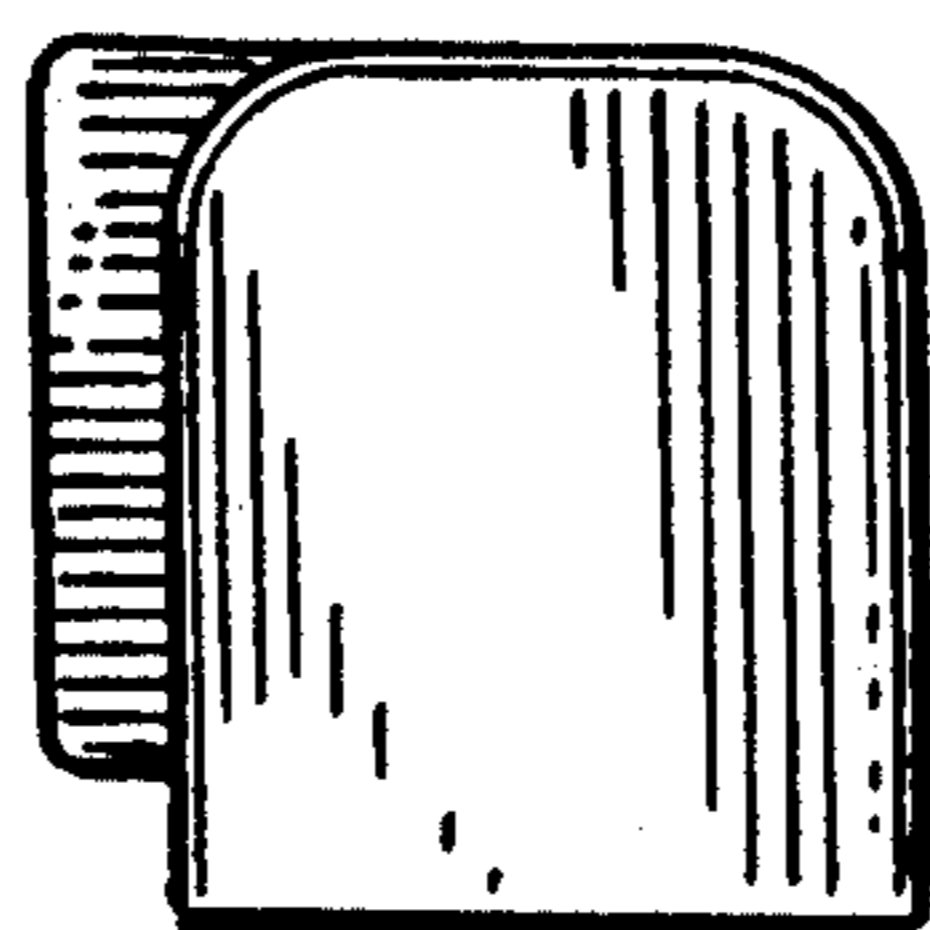


Fig. 7