



US00D339508S

United States Patent [19]

[11] Patent Number: **Des. 339,508**

Zeman

[45] Date of Patent: **** Sep. 21, 1993**

[54] **STAKE FOR ATTACHMENT TO DRIP OR RELATED IRRIGATION TUBING**

[76] Inventor: **David Zeman, P.O. Box 42040, Las Vegas, Nev. 89116**

[**] Term: **14 Years**

[21] Appl. No.: **465,882**

[22] Filed: **Jan. 16, 1990**

D. 285,409	9/1986	Lemkin et al.	D8/356
D. 316,367	4/1991	Olson	D23/217 X
3,193,205	7/1965	Hanson	D23/217 X
3,473,770	10/1969	Edgerton	248/87

FOREIGN PATENT DOCUMENTS

2038974 7/1980 United Kingdom 248/87

Primary Examiner—Wallace R. Burke

Assistant Examiner—M. H. Tung

[57] **CLAIM**

The ornamental design for a stake for attachment to drip or related irrigation tubing, as shown and described.

DESCRIPTION

FIG. 1 is a front elevational view of a stake for attachment to drip or related irrigation tubing showing my new design;

FIG. 2 is a right side elevational view thereof, the left side being a mirror image thereof;

FIG. 3 is a rear elevational view thereof;

FIG. 4 is a top plan view thereof; and,

FIG. 5 is a bottom plan view thereof.

Related U.S. Application Data

[63] Continuation of Ser. No. 192,874, May 10, 1988, abandoned.

[52] U.S. Cl. **D8/1; D23/217**

[58] Field of Search **D23/217; 239/200-202, 239/211, 273, 275-276, 390-392, 456, 468, 505, DIG. 1; D8/356, 1, 391; 248/80, 87, 156, 530**

References Cited

U.S. PATENT DOCUMENTS

D. 231,628	5/1974	Bartels	D8/1
D. 263,903	4/1982	Johnston	D23/217 X
D. 284,785	7/1986	Lemkin et al.	D23/217 X

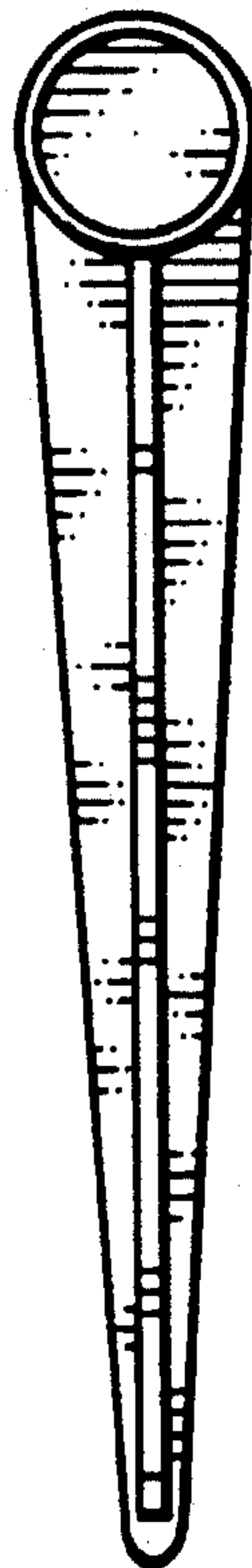
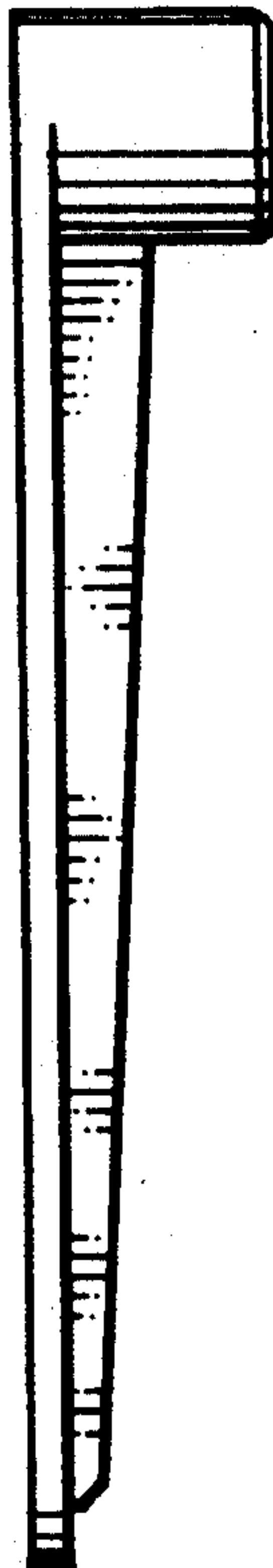


FIG. 1.

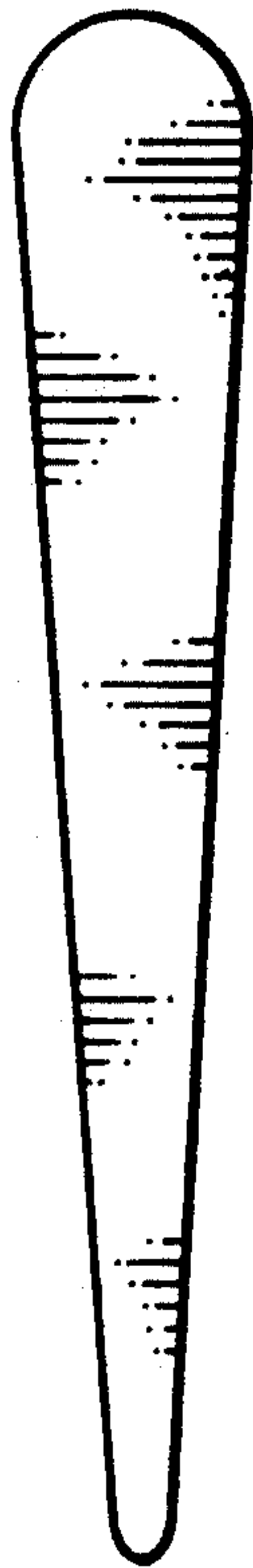


FIG. 2.

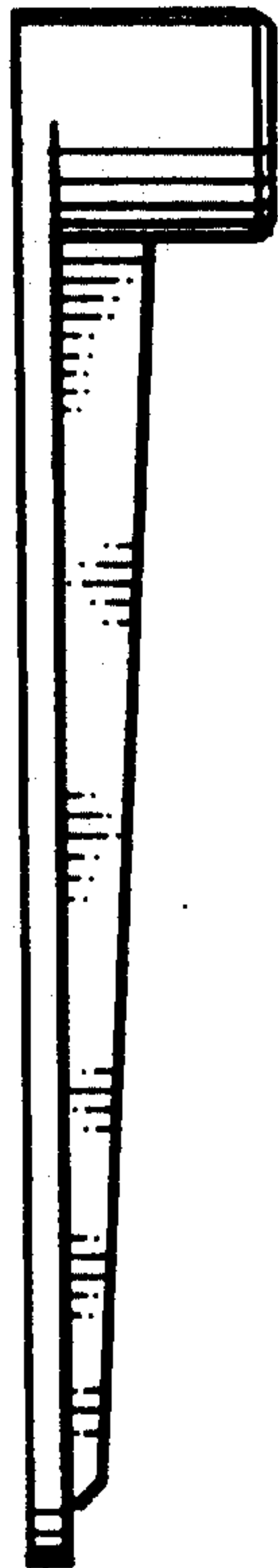


FIG. 3.

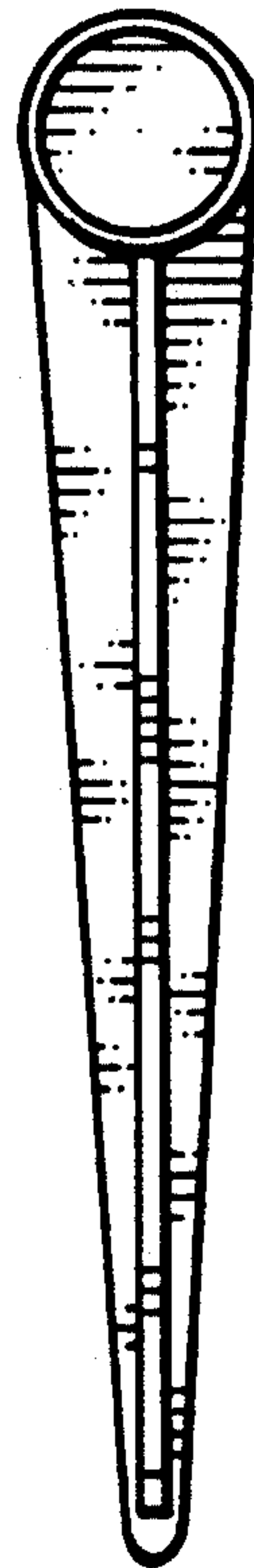


FIG. 4.




FIG. 5.

