



US00D339507S

United States Patent [19]

[11] Patent Number: **Des. 339,507**

Ancona et al.

[45] Date of Patent: **** Sep. 21, 1993**

[54] **CUTTING BOARD**

[76] Inventors: **Bruce Ancona; Jane Ancona**, both of 21 E. 22nd St. Apartment 6K, New York City, N.Y. 10010

[**] Term: **14 Years**

[21] Appl. No.: **915,948**

[22] Filed: **Jul. 24, 1992**

[52] U.S. Cl. **D7/698; D7/553; D7/555**

[58] Field of Search **D7/698, 699, 500, 551-555; D24/226, 227, 229, 230; 209/702; 269/15, 54.5, 289, 291, 302.1, 303, 315, 900; 414/675**

[56] **References Cited**

U.S. PATENT DOCUMENTS

D. 159,881	8/1950	Zekowski	D7/698
D. 258,036	1/1981	Sabin	D7/698
D. 273,070	3/1984	Welsch et al.	D7/698 X
D. 283,777	5/1986	Morin	D7/698
D. 314,693	2/1991	Sata	D7/698

D. 320,537	10/1991	Sauter et al.	D7/698
2,796,902	6/1957	Mercury	D7/698 X
2,825,611	3/1958	Aynesworth	D7/553 X
3,233,563	2/1966	Mauchline	D7/554 X
3,318,456	5/1967	Lipe	D7/554 X
4,653,737	3/1987	Haskins et al.	269/13

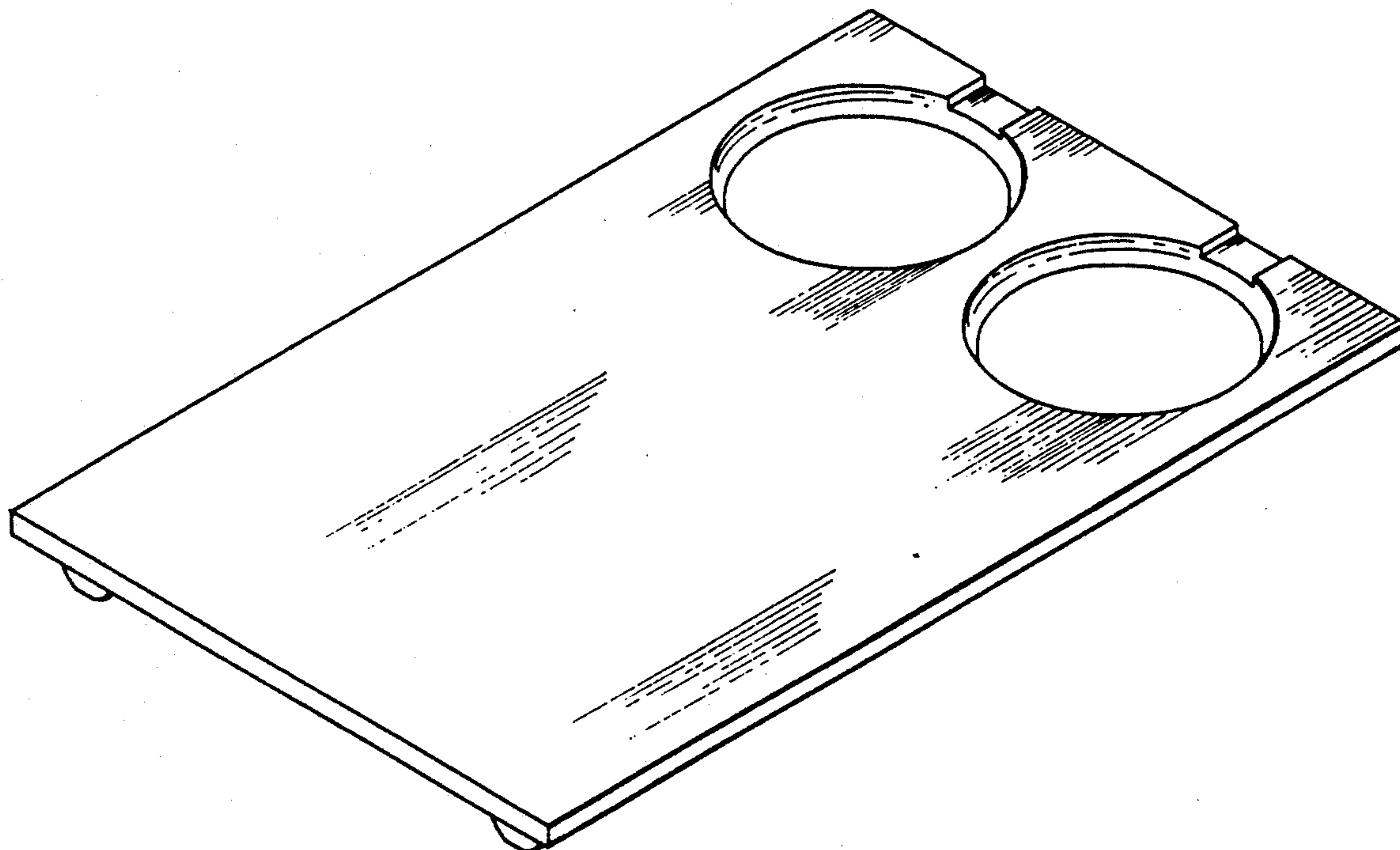
Primary Examiner—Alan P. Douglas
Assistant Examiner—Caron D. Veynar
Attorney, Agent, or Firm—James A. Drobile; Robert A. Koons; Robert Rosenthal

[57] **CLAIM**

The ornamental design for a cutting board, as shown.

DESCRIPTION

FIG. 1 is a perspective view of a cutting board showing my new design;
FIG. 2 is a top plan view thereof;
FIG. 3 is a bottom plan view thereof;
FIG. 4 is a right side elevational view thereof, a left side view thereof being a mirror image;
FIG. 5 is a front elevational view thereof; and,
FIG. 6 is a rear elevational view thereof.






FIG. 1

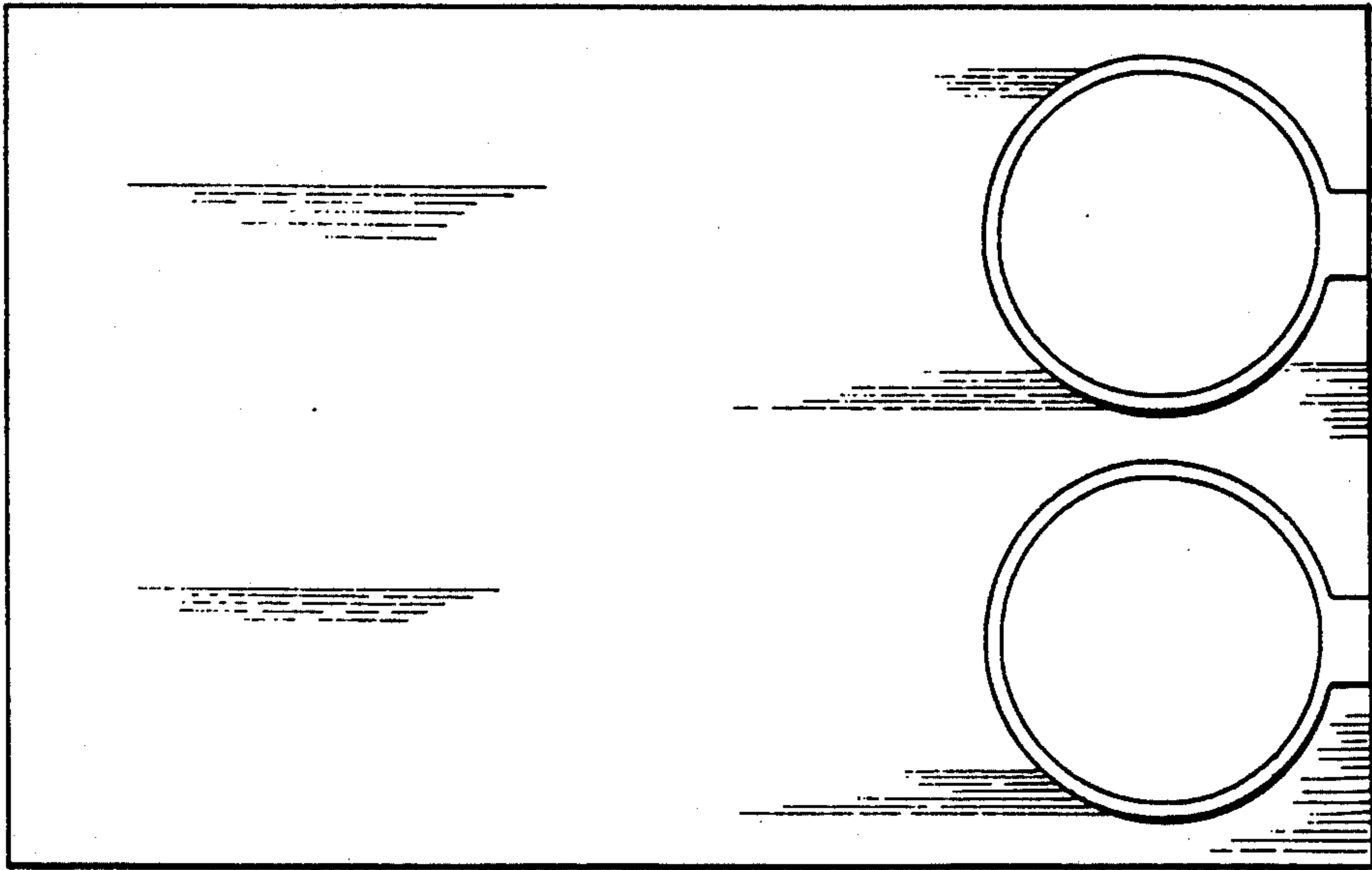


FIG. 2

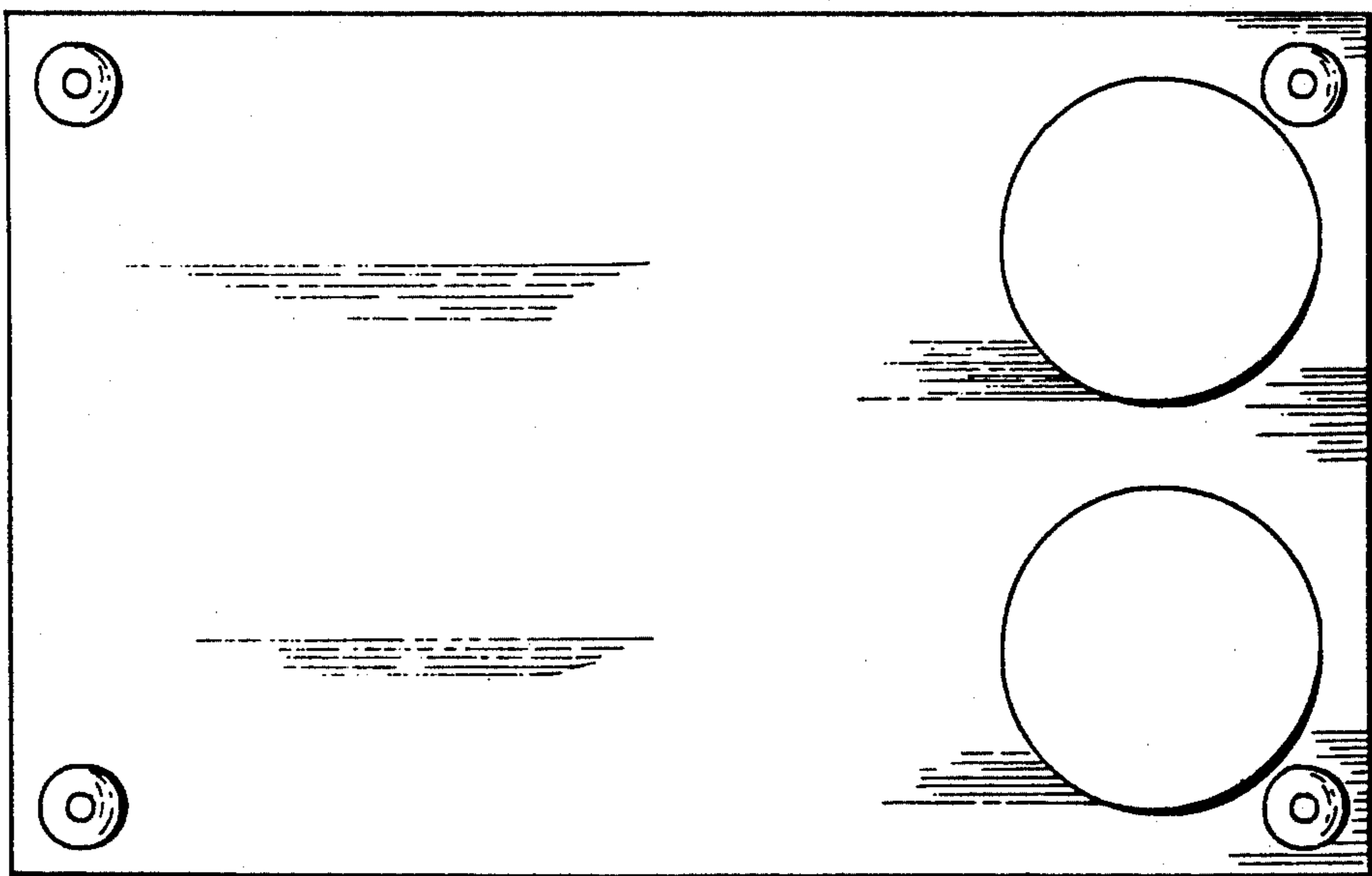


FIG. 3




FIG. 4




FIG. 5




FIG. 6