



US00D339501S

United States Patent [19]

[11] Patent Number: Des. 339,501

Haynes

[45] Date of Patent: ** Sep. 21, 1993

[54] OMELETTE PAN WITH HINGED ELEMENT

[76] Inventor: Mark A. Haynes, 2500 Howard, #4, Everett, Wash. 98203

[**] Term: 14 Years

[21] Appl. No.: 730,302

[22] Filed: Jul. 15, 1991

[52] U.S. Cl. D7/361; D7/354

[58] Field of Search D7/323, 327, 354, 361; 99/324, 325, 339, 340; 126/373; 220/912

[56] References Cited

U.S. PATENT DOCUMENTS

D. 296,647	7/1988	Carman	D7/360
392,239	11/1888	Tracy	99/340
950,844	3/1910	Dolan	D7/357 X
1,072,892	9/1913	Wilson	D7/357 X
1,398,655	11/1921	Smith	D7/361
1,904,925	4/1933	Perks	D7/361
3,425,340	2/1969	Price	D7/361 X

FOREIGN PATENT DOCUMENTS

923503 2/1955 Fed. Rep. of Germany .
1230453 9/1960 France .


Primary Examiner—Alan P. Douglas
Assistant Examiner—Caron D. Veynar
Attorney, Agent, or Firm—Terry M. Gernstein

[57] CLAIM

The ornamental design for a omelette pan with hinged element, as shown and described.

DESCRIPTION

FIG. 1 is a perspective view of the omelette pan with hinged element embodying the design of the present invention;
FIG. 2 is a front elevational view thereof;
FIG. 3 is a rear elevational view thereof;
FIG. 4 is a side elevational view thereof, the side opposite being a mirror image of the side shown in FIG. 4;
FIG. 5 is a top plan view thereof; and,
FIG. 6 is a bottom view thereof.






FIG. 1




FIG. 2




FIG. 3

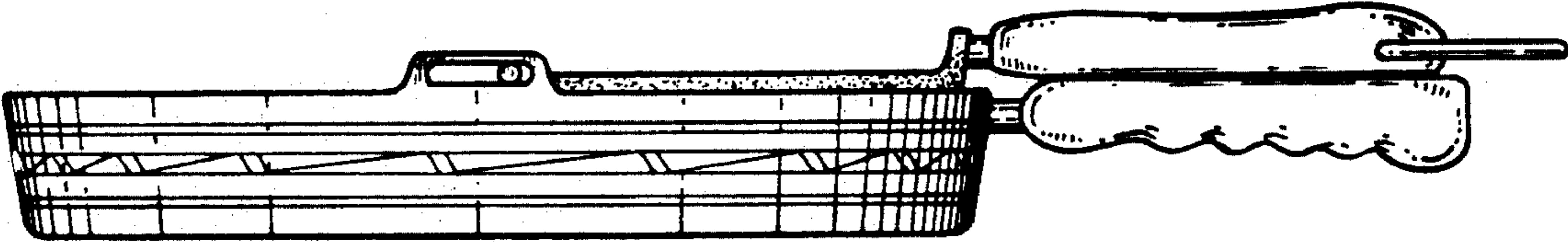


FIG. 4

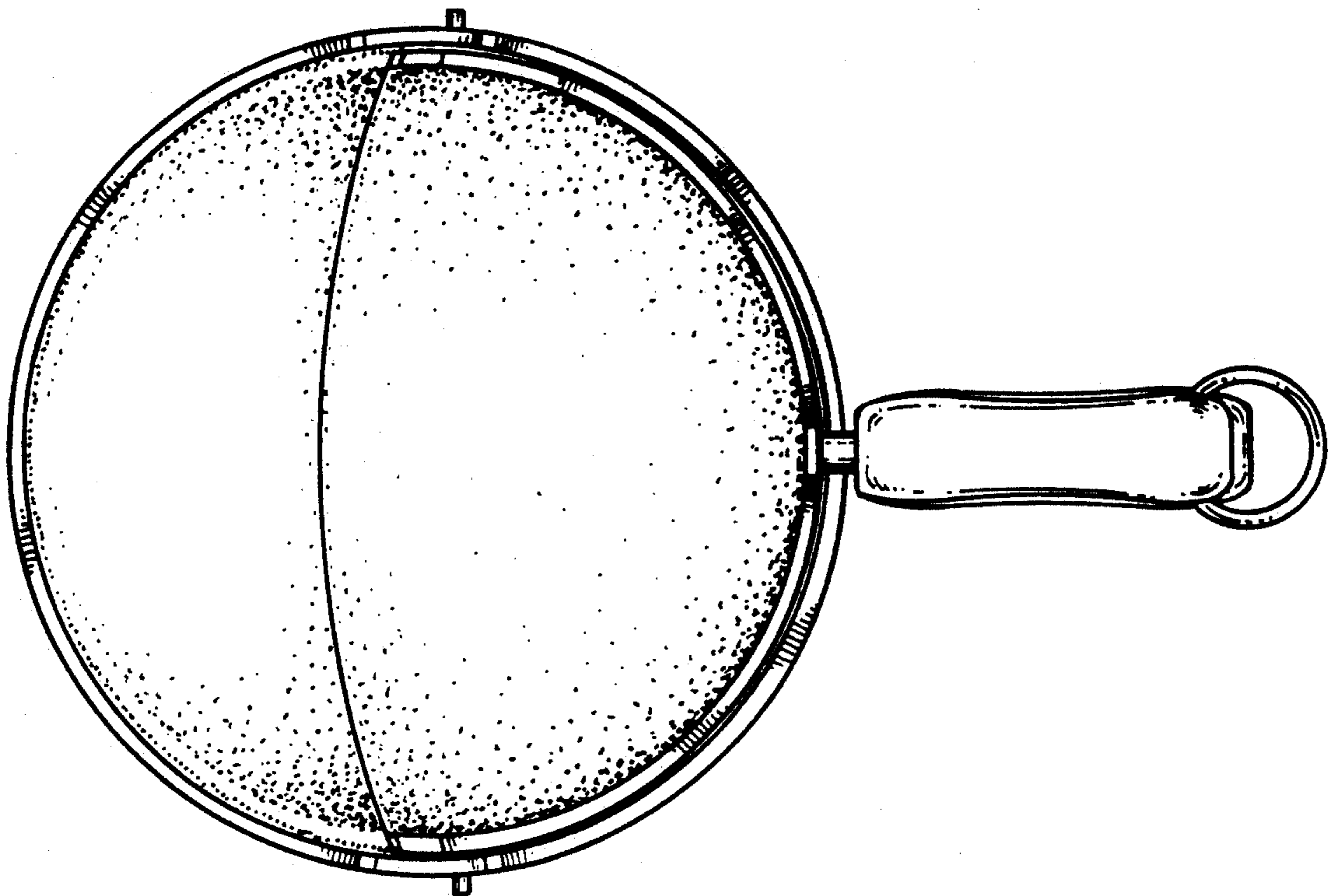


FIG. 5

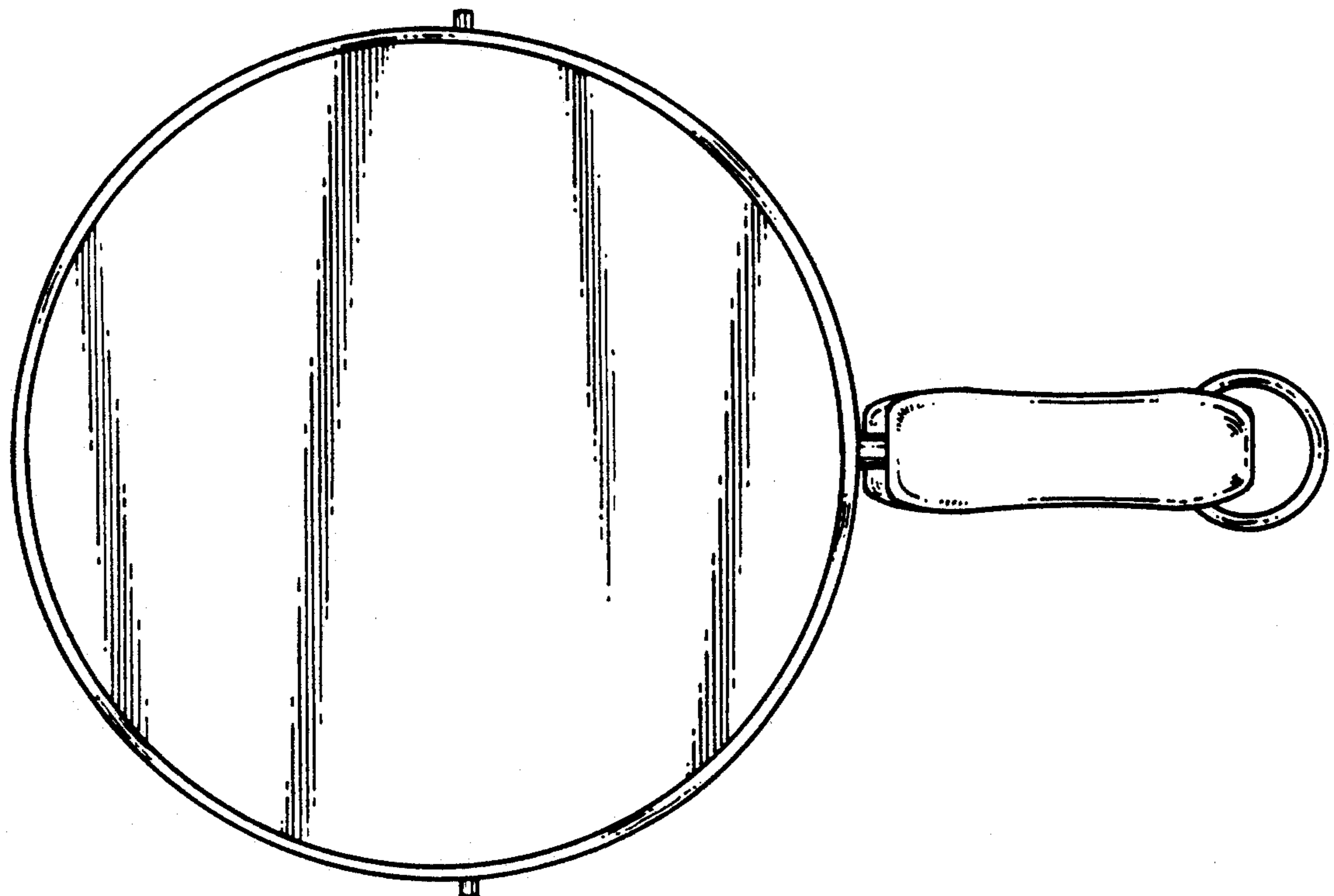


FIG. 6