



US00D339494S

# United States Patent [19]

Kocon

[11] Patent Number: **Des. 339,494**

[45] Date of Patent: **\*\* Sep. 21, 1993**

[54] **GOLF BALL DISPLAY RACK**

[76] Inventor: **Thaddeus F. Kocon**, 405 Montclair, NE., Albuquerque, N. Mex. 87108

[\*] Notice: The portion of the term of this patent subsequent to Sep. 14, 2007 has been disclaimed.

[\*\*] Term: **14 Years**

[21] Appl. No.: **914,938**

[22] Filed: **Jul. 14, 1992**

### Related U.S. Application Data

[63] Continuation-in-part of Ser. No. 819,510, Jan. 10, 1992, Pat. No. Des. 330,325.

[52] U.S. Cl. .... **D6/552; D21/223**

[58] Field of Search ..... **D21/223, 104-107; D9/341, 347; 206/579, 315.9; 224/918, 919; 273/32 D; 211/70.2**

### [56] References Cited

#### U.S. PATENT DOCUMENTS

D. 257,227	10/1980	Youngberg	.....	D9/418
D. 260,488	9/1981	Kinneary	.	
D. 305,733	1/1990	Ferris	.	
D. 314,110	1/1991	Ohno	.....	D6/552
357,923	2/1887	Hanson	.....	D21/104 X
2,768,775	10/1956	Houser	.	
3,753,519	8/1973	Gammon	.....	206/579 X
4,072,256	2/1978	Young	.....	206/315.9 X
4,103,773	8/1978	Haber	.	
4,214,684	7/1980	Galowitz	.....	224/919 X
4,498,615	2/1985	Johnson	.....	224/918 X
4,730,728	3/1988	Larkin	.	

4,850,483 7/1989 Stack .  
4,960,239 10/1990 Wait .  
4,993,548 2/1991 Peterson ..... 224/919 X

### OTHER PUBLICATIONS

Boxboard Container vol. 94, No. 1, Aug. 1986, p. 31, as shown by arrow.

Adult Games Slecht Co., 1973 X'mas Cat. bottom right of the page.

Royal Golf Catalog, May 1983, p. 15.

Par Golf Catalog, 1968, p. 19.

Spalding, 1988 p. 36.

Golf Day Catalog, vol. 105 F, (Winter 1981), p. 32.

Austad's Catalog, (1991 Holiday Catalog), pp. 6-7.

Primary Examiner—Bernard Ansher

Assistant Examiner—Prabhakar Deshmukh

Attorney, Agent, or Firm—Deborah A. Peacock; Dennis F. Armijo

### [57] CLAIM

The ornamental design for a golf ball display rack, as shown and described.

### DESCRIPTION

FIG. 1 is a top plan view of a golf ball display rack showing my new design;

FIG. 2 is a front elevational view thereof;

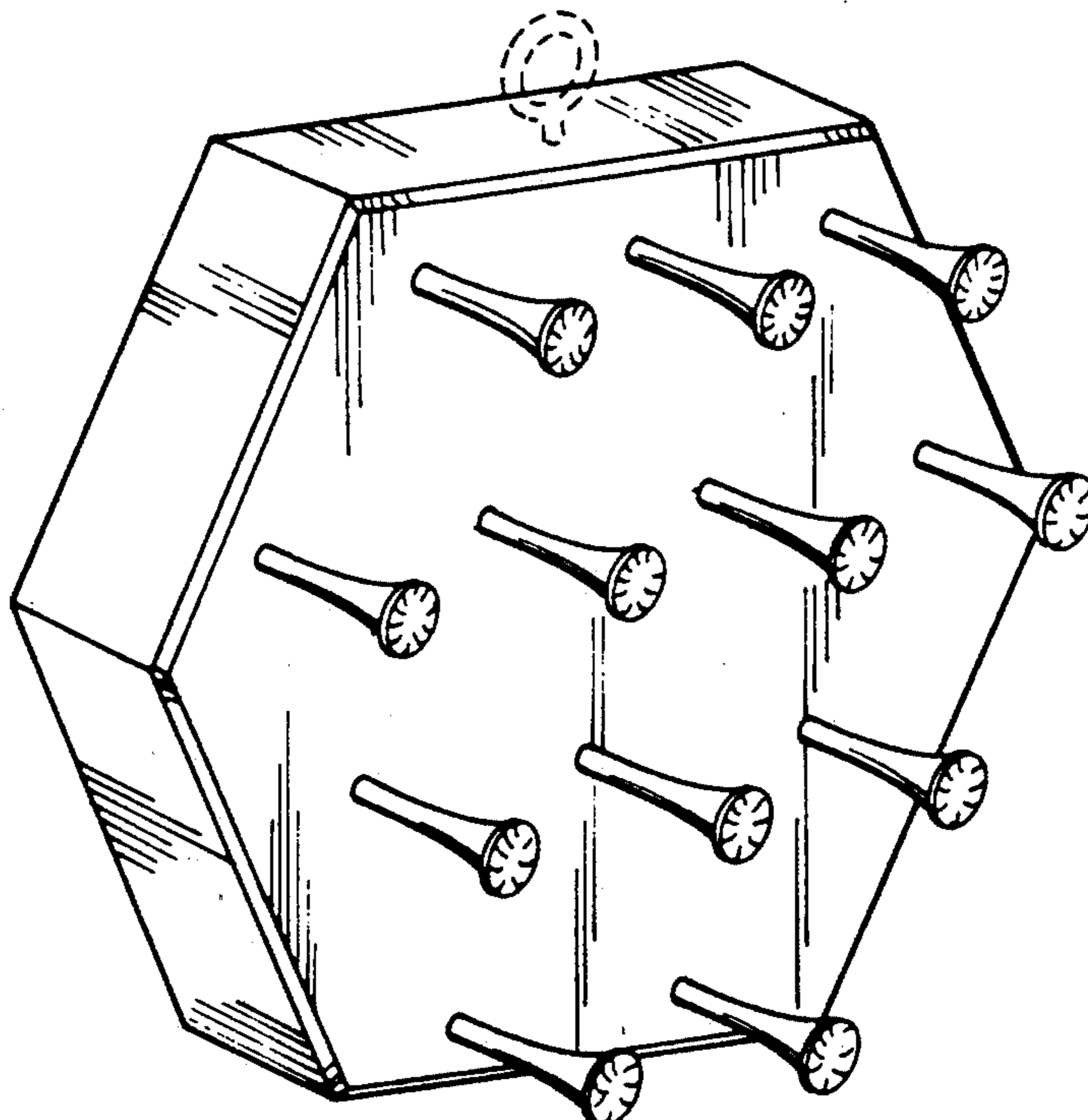
FIG. 3 is a left side elevational view thereof, the right side elevational view being a mirror image thereof;

FIG. 4 is a bottom plan view thereof;

FIG. 5 is a rear elevational view thereof; and,

FIG. 6 is a perspective view thereof.

The broken lines of the golf balls and hanging hook are shown for illustrative purpose only and form no part of the claim.






FIG-1

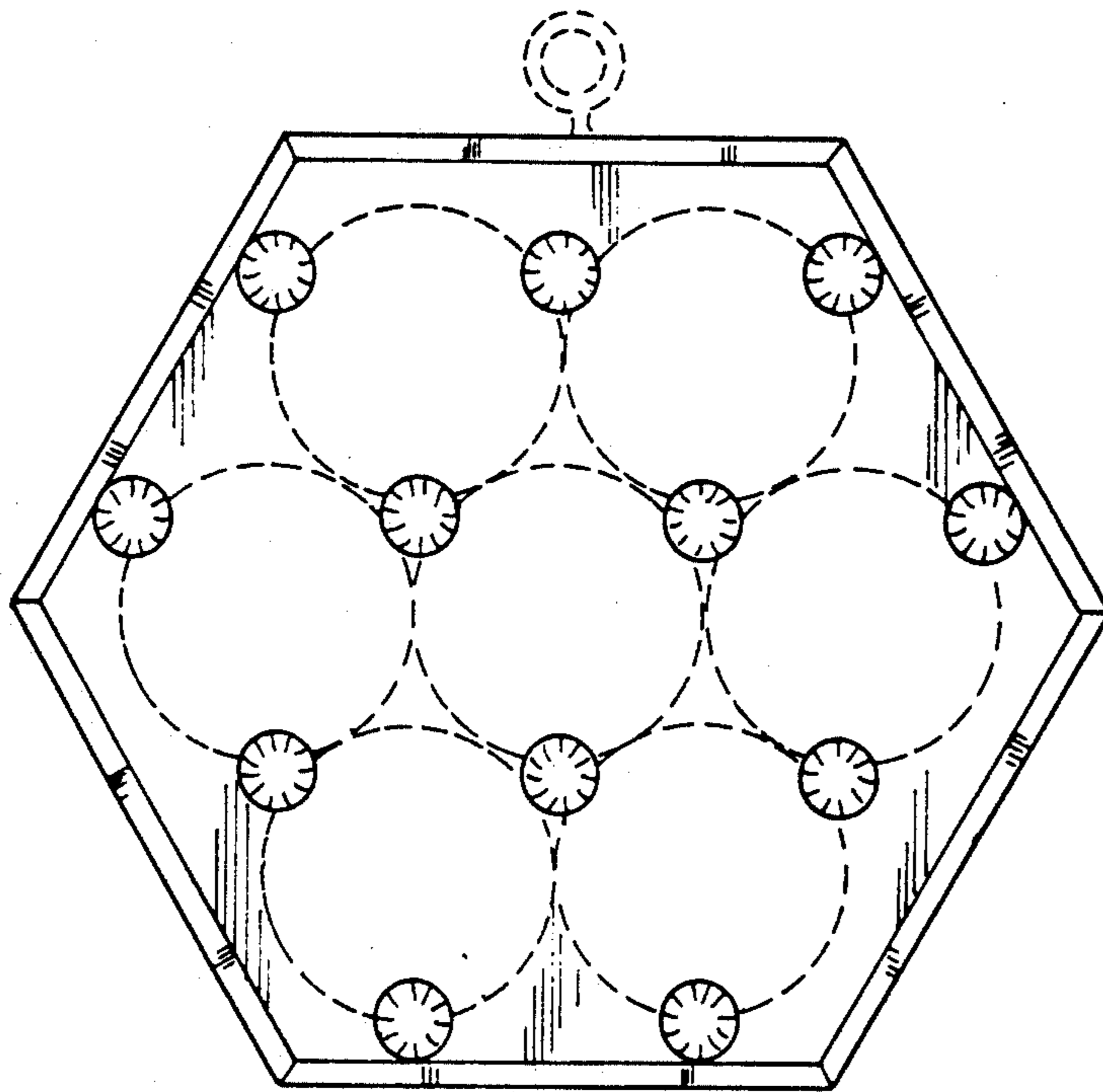


FIG-2

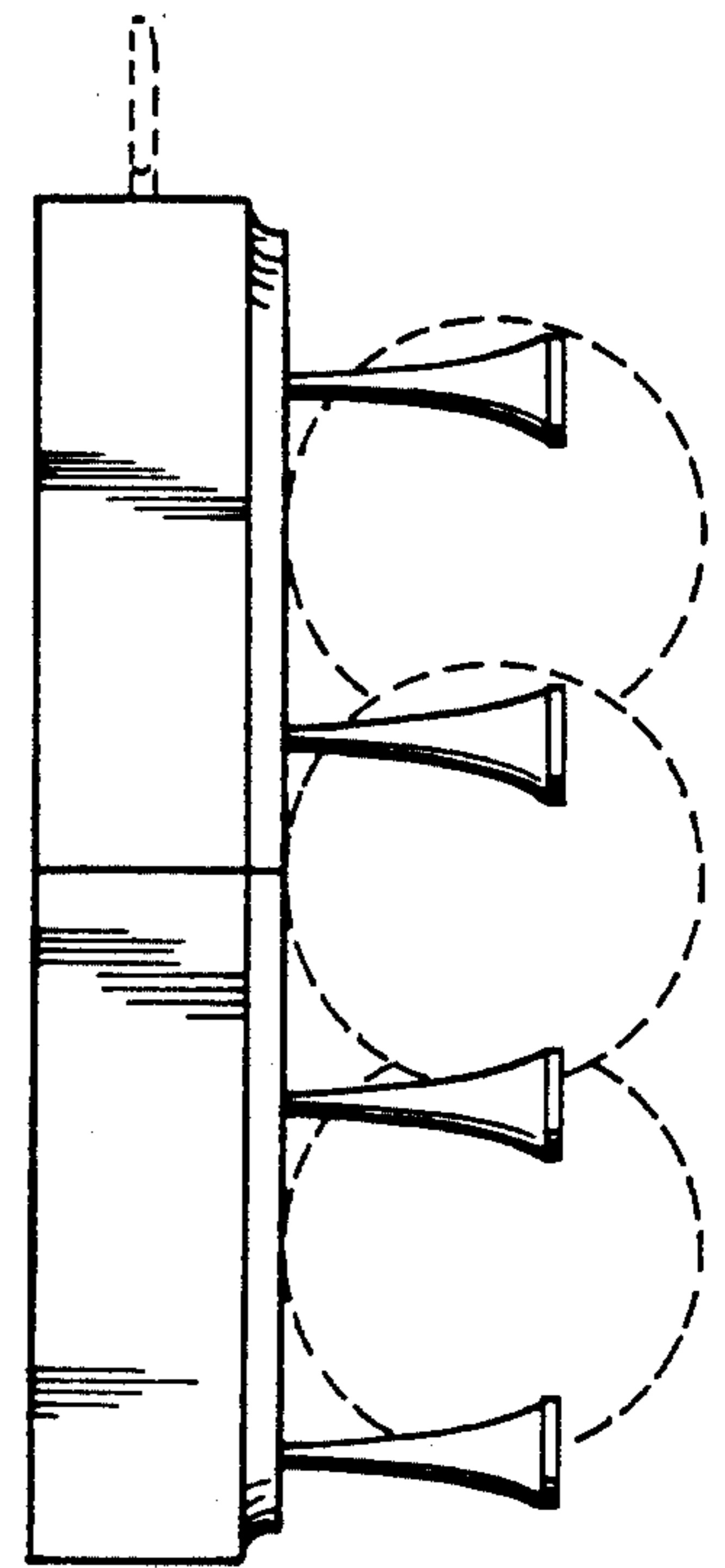


FIG-3

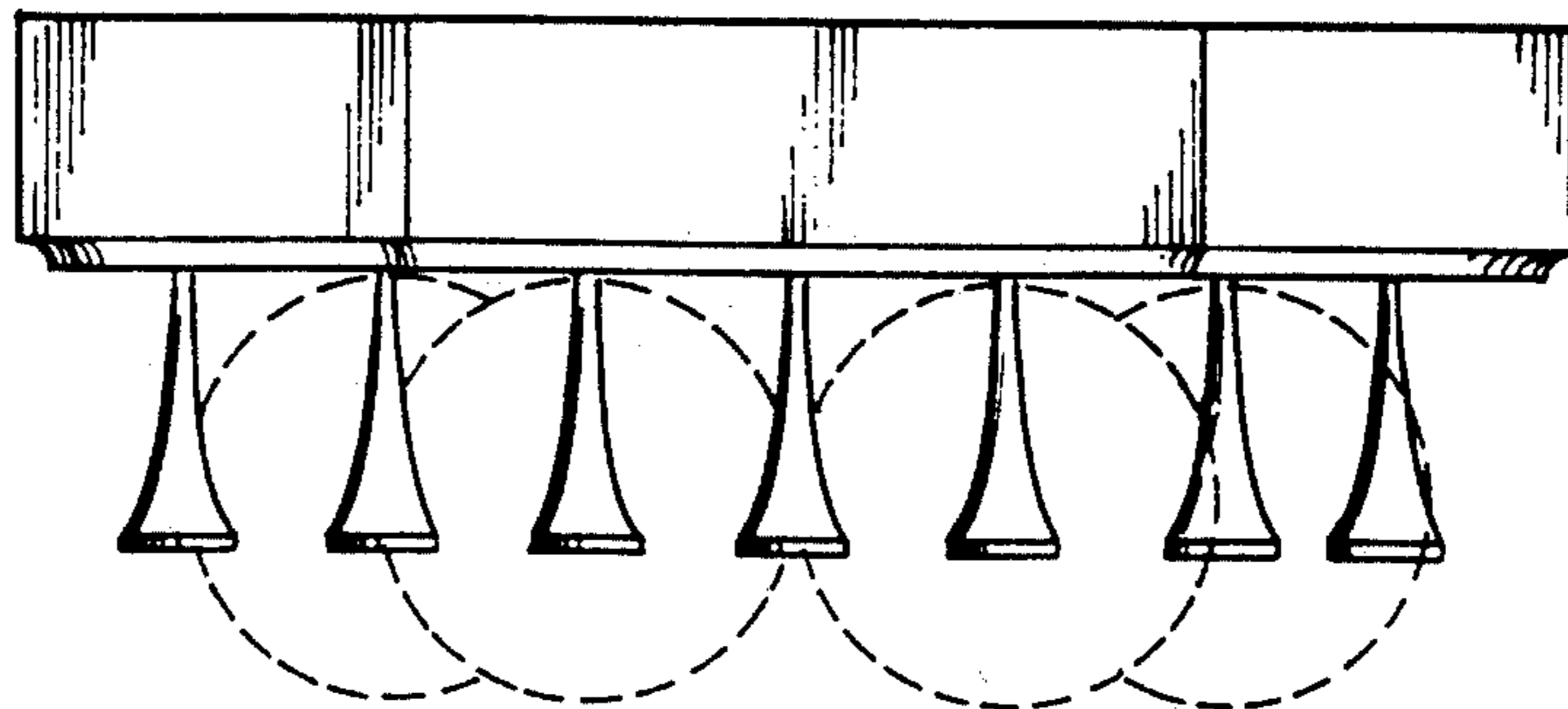


FIG-4

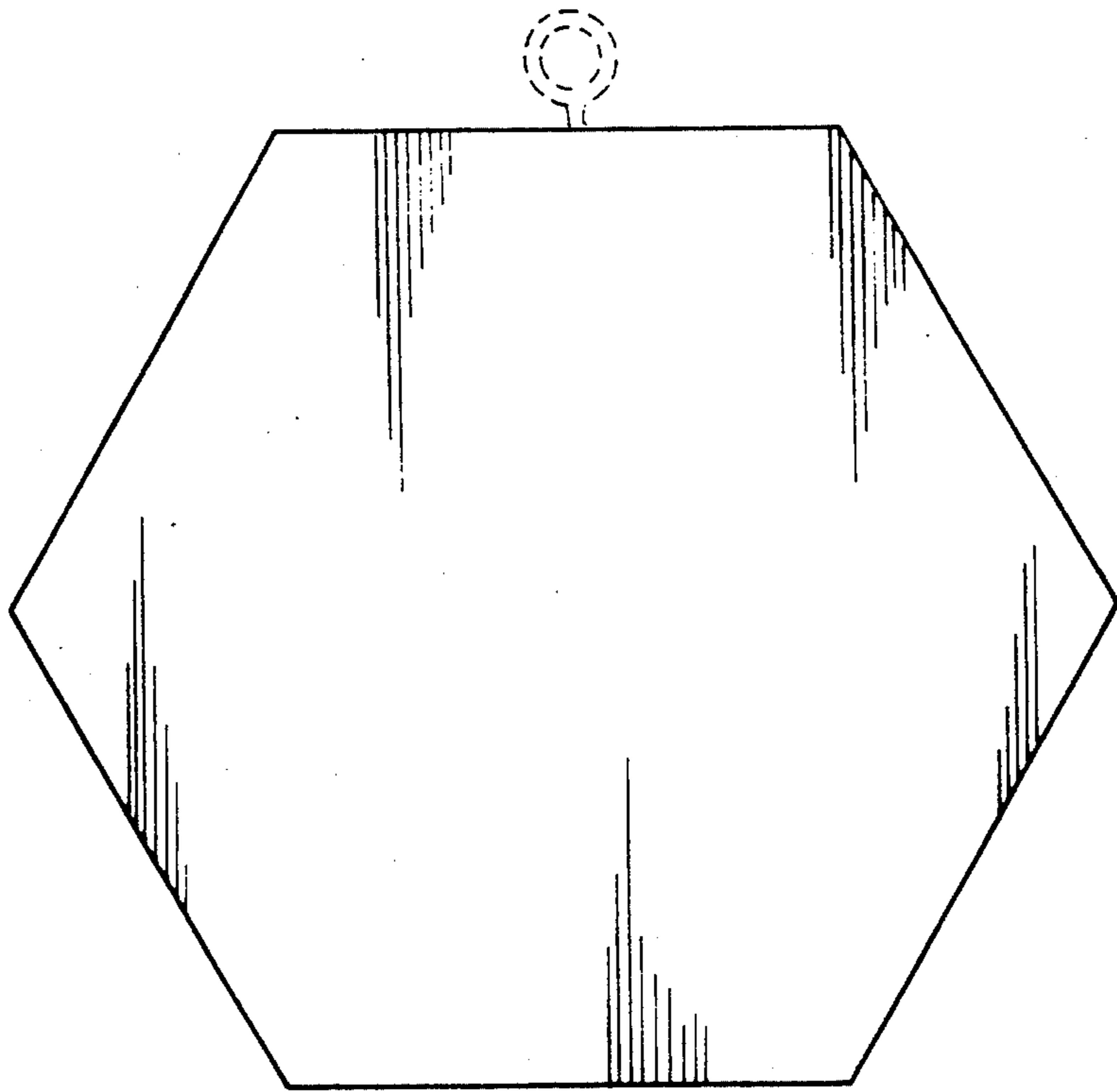


FIG - 5

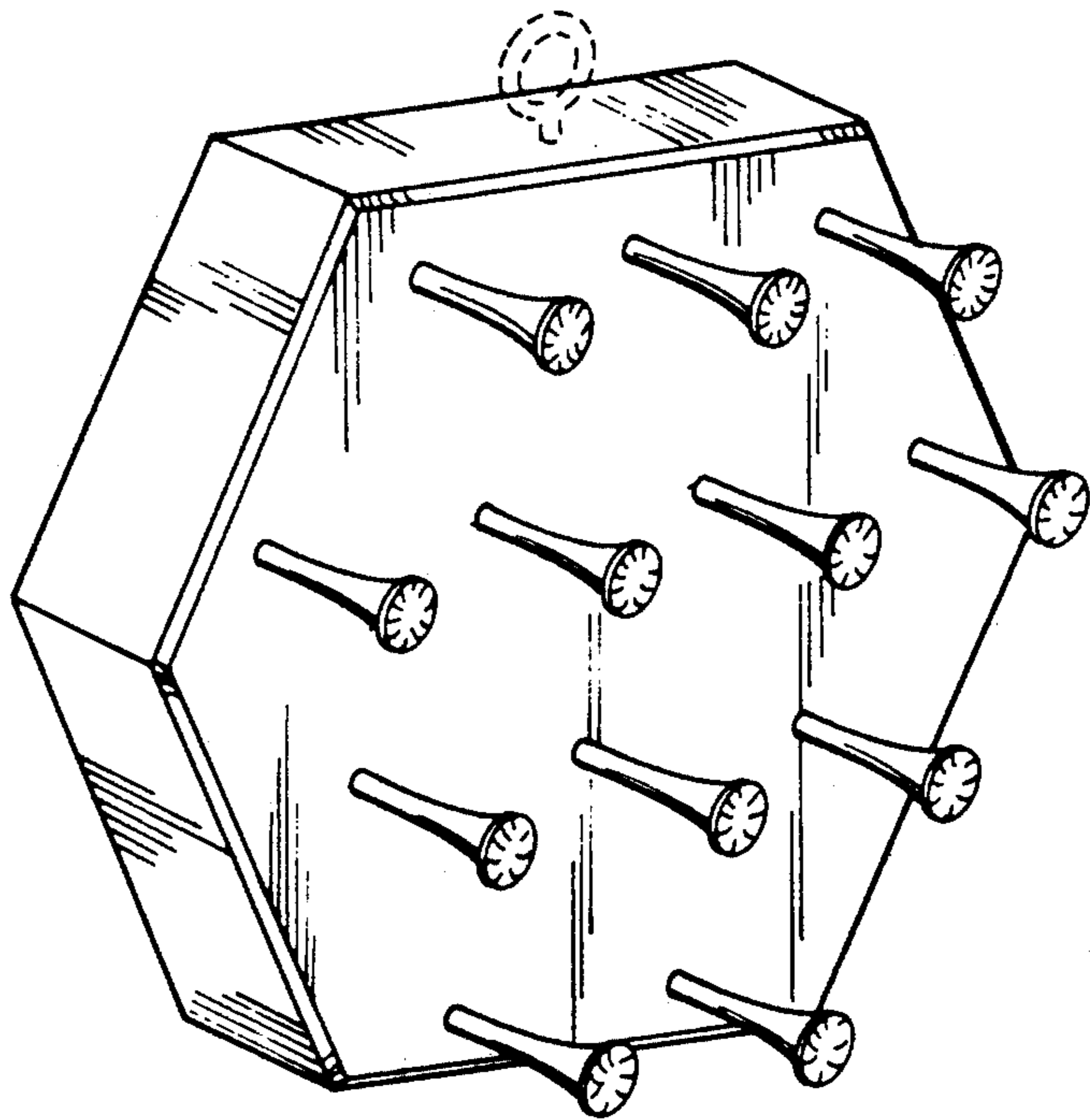


FIG - 6