



US00D339486S

United States Patent [19]

[11] Patent Number: **Des. 339,486**

Rizzi

[45] Date of Patent: **** Sep. 21, 1993**

[54] TABLE

D. 329,554 9/1992 Diffrient D6/486

[75] Inventor: **John J. Rizzi, Weston, Conn.**

OTHER PUBLICATIONS

[73] Assignee: **Westinghouse Electric Corp., Pittsburgh, Pa.**

DOMUS Jan. 1988, p. 13, table foot.
Suna 83 Catalog, p. 101, Table.
DOMUS, Jul. 1979, p. 30, table at top right.

[**] Term: **14 Years**

Primary Examiner—Alan P. Douglas
Assistant Examiner—J. E. Seeger
Attorney, Agent, or Firm—Carla J. Vrsansky

[21] Appl. No.: **536,455**

[22] Filed: **Jun. 12, 1990**

[52] U.S. Cl. **D6/486; D6/487**

[58] Field of Search **D6/480, 482-488, D6/495, 498, 499, 429; 108/144, 146, 150**

[57] CLAIM

The ornamental design for a table, as shown and described.


[56] References Cited

DESCRIPTION

U.S. PATENT DOCUMENTS

D. 179,938	3/1957	Fisher	D6/499 X
D. 236,301	8/1975	Mudde	.	
D. 261,341	10/1981	Eberle	.	
D. 273,925	5/1984	Caruso	D6/498
D. 275,340	9/1984	Dunbar	.	
D. 280,579	9/1985	Brown	D6/486 X
D. 290,318	6/1987	Berry, Jr.	D6/486
D. 308,611	6/1990	Hubert	D6/486
D. 317,539	6/1991	Goldsmith	D6/495

FIG. 1 is a perspective view of a table, showing my new design;
FIG. 2 is a top view of the table of FIG. 1.
FIG. 3 is a front view of the table of FIG. 1. The rear view and the left and right side views are visually identical to the view shown in FIG. 3.
FIG. 4 is a bottom view of the table of FIG. 1; and,
FIG. 5 is a detail view to show the exterior contour of the rim of the table top.






FIG. 1

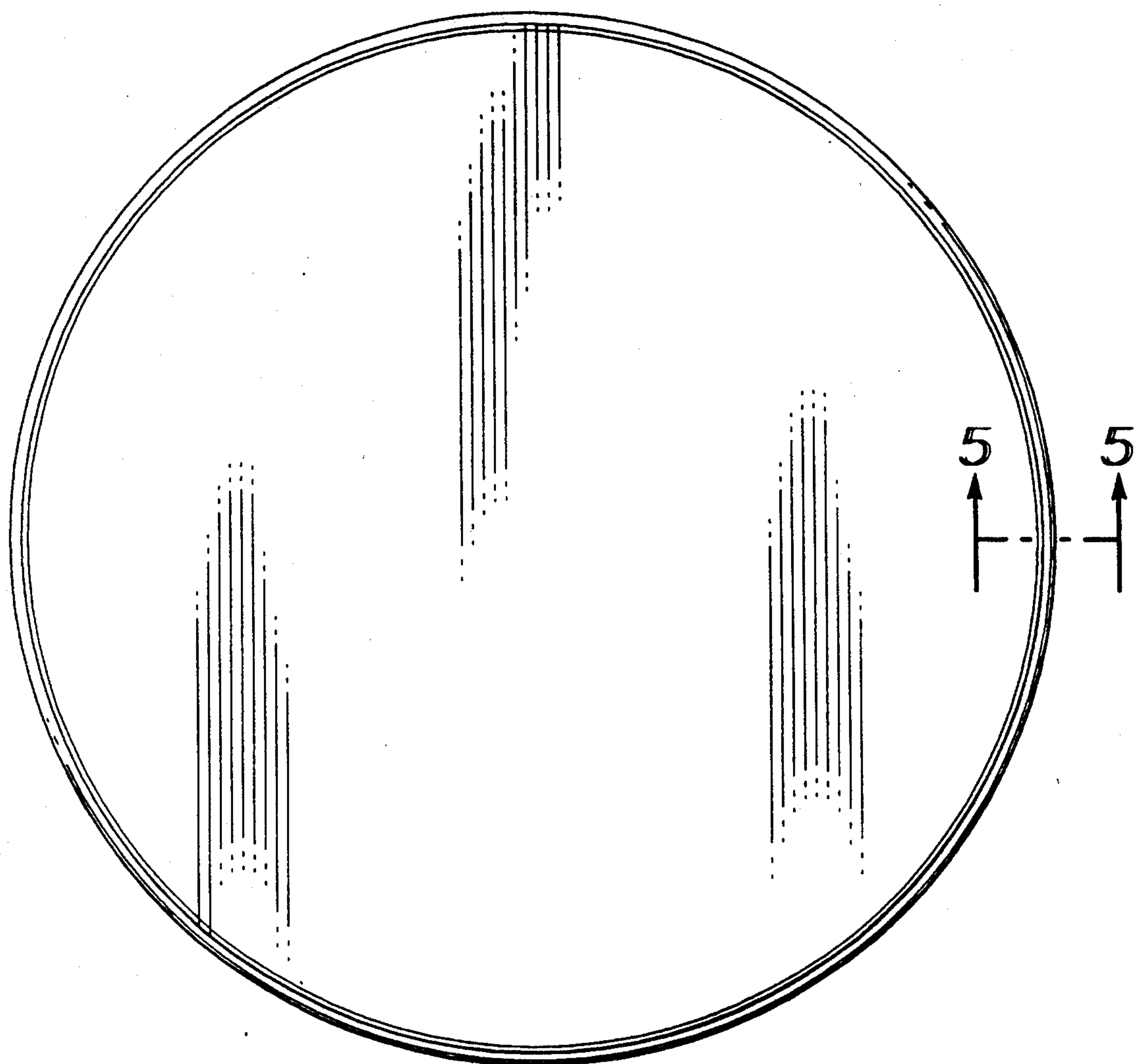


FIG. 2

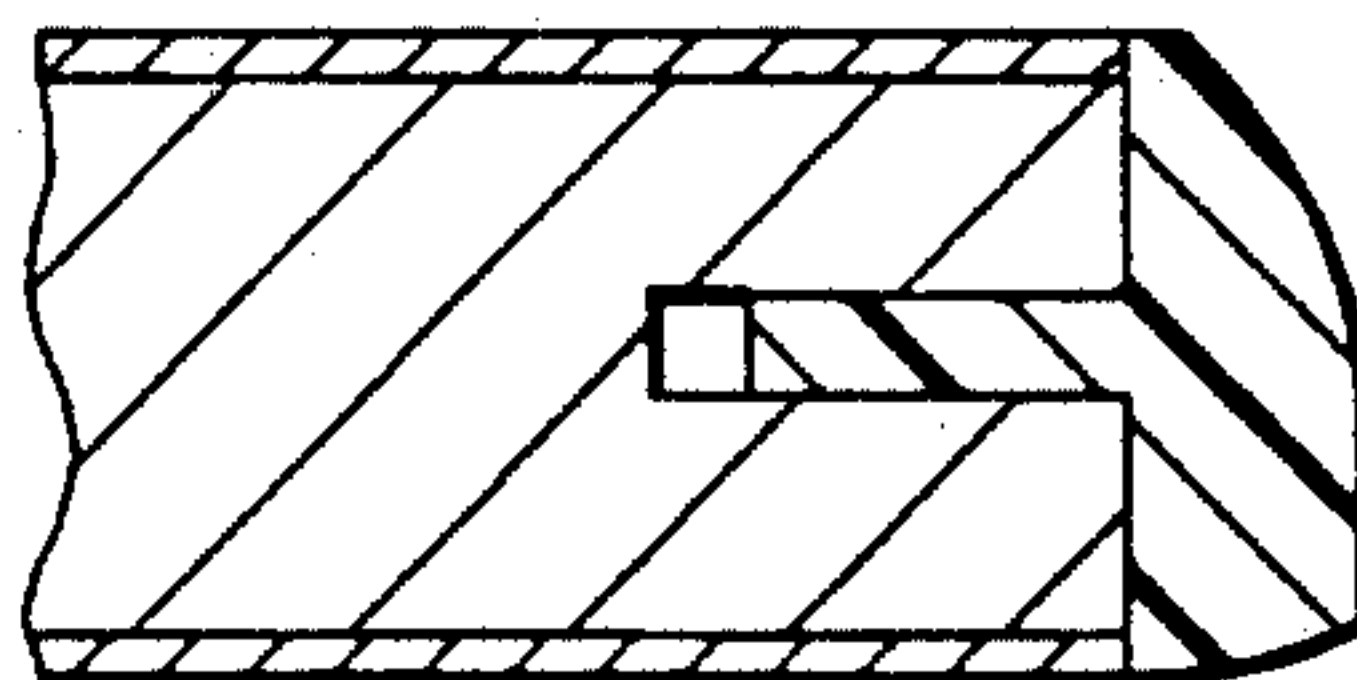


FIG. 5

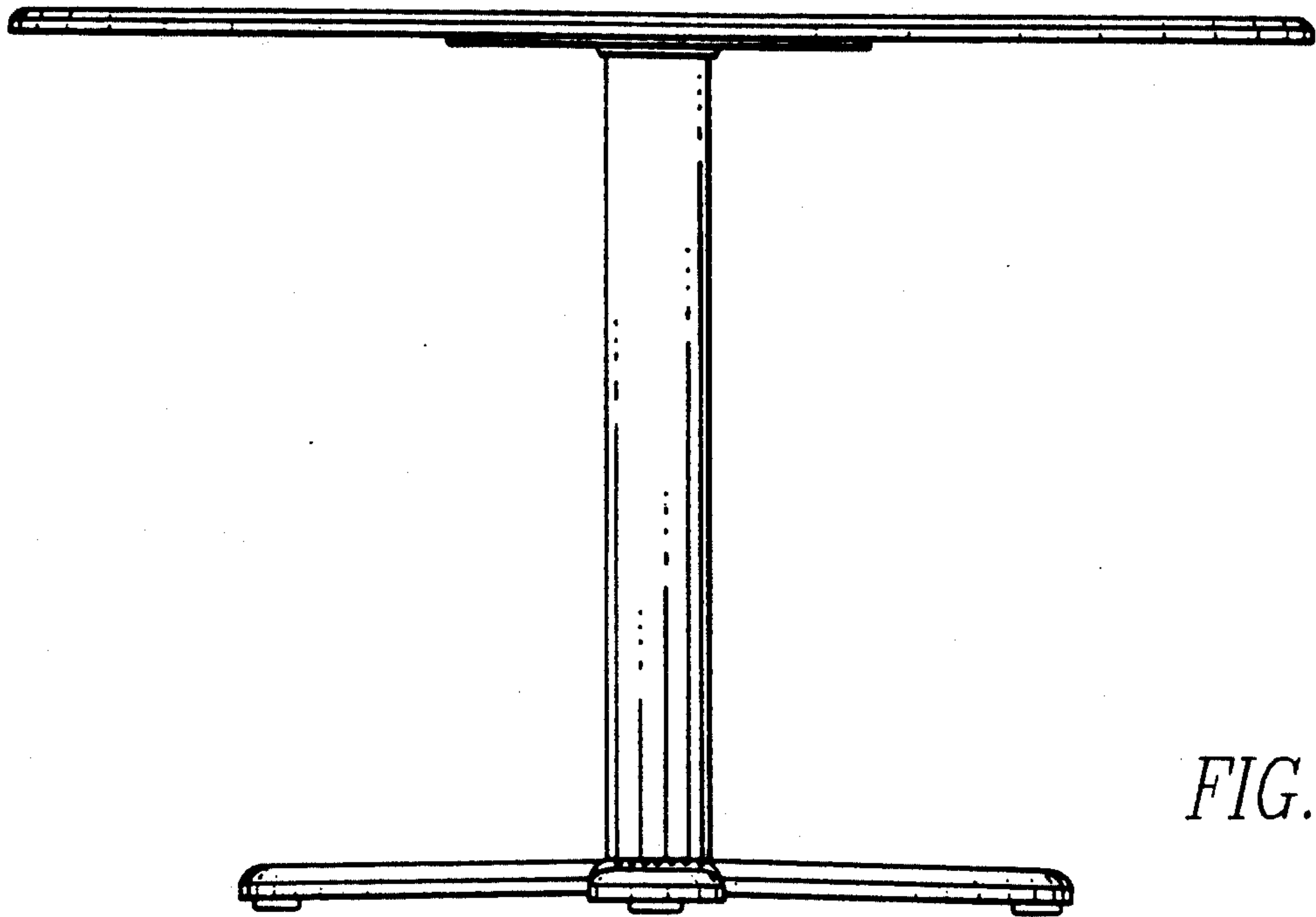


FIG. 3

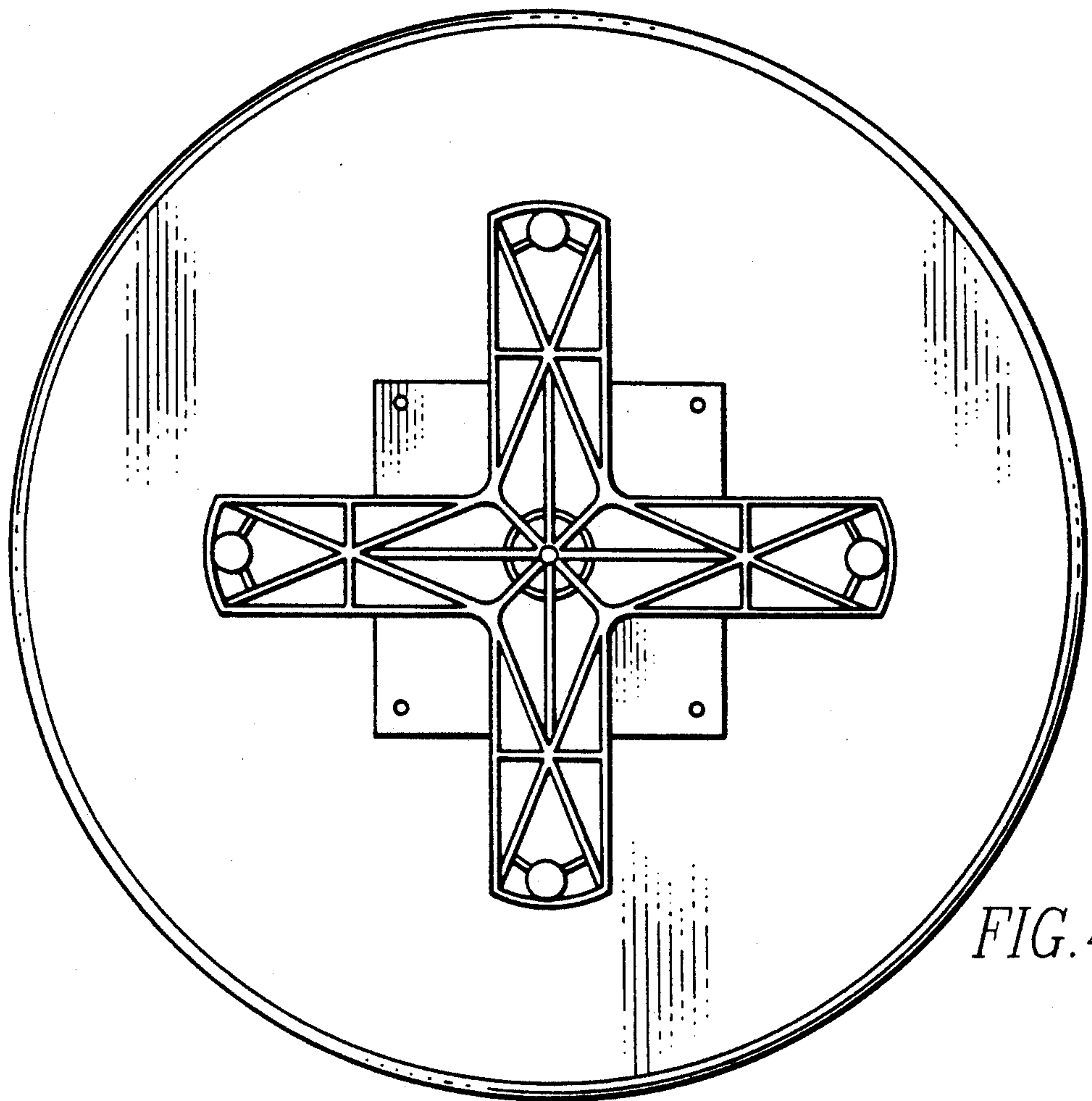


FIG. 4