



US00D339469S

United States Patent [19]

[11] Patent Number: **Des. 339,469**

Jackson et al.

[45] Date of Patent: **** Sep. 21, 1993**

[54] **COMBINED KEY CHAIN AND ATTACKER DETERRENT**

D. 299,506 1/1989 Jensen D3/62
D. 310,306 9/1990 MacDonald D3/61
D. 320,693 10/1991 Stillwagon et al. D3/61

[76] Inventors: **Coley B. Jackson; Dominga Jackson,**
both of 4925 April Ave., Virginia
Beach, Va. 23464

OTHER PUBLICATIONS

Carol Wright Key location, Item featured on page.

[**] Term: **14 Years**

Primary Examiner—A. Hugo Word

[21] Appl. No.: **824,195**

Assistant Examiner—R. Seifert

[22] Filed: **Jan. 23, 1992**

Attorney, Agent, or Firm—Leon Gilden

[52] U.S. Cl. **D3/62**

[58] Field of Search **D11/1-2,**
D11/40-43, 73; D3/61-65, 103; 63/1.1, 2,
12-13, 20, 18; 70/456 R, 456 B, 457-460; 24/3
K

[57] CLAIM

The ornamental design for a combined key chain and attacker deterrent, as shown and described.

[56] References Cited

U.S. PATENT DOCUMENTS

D. 273,049 3/1984 Lam et al. D3/62
D. 273,053 3/1984 Hamborg D3/61
D. 288,468 2/1987 Rüttinger D3/62

DESCRIPTION

FIG. 1 is a front elevational view of a combined key chain and attacker deterrent showing my new design; FIG. 2 is a rear elevational view thereof; FIG. 3 is a left side elevational view thereof; FIG. 4 is a right side elevational view thereof; FIG. 5 is a top plan view thereof; and, FIG. 6 is a bottom plan view thereof.




FIG. 1

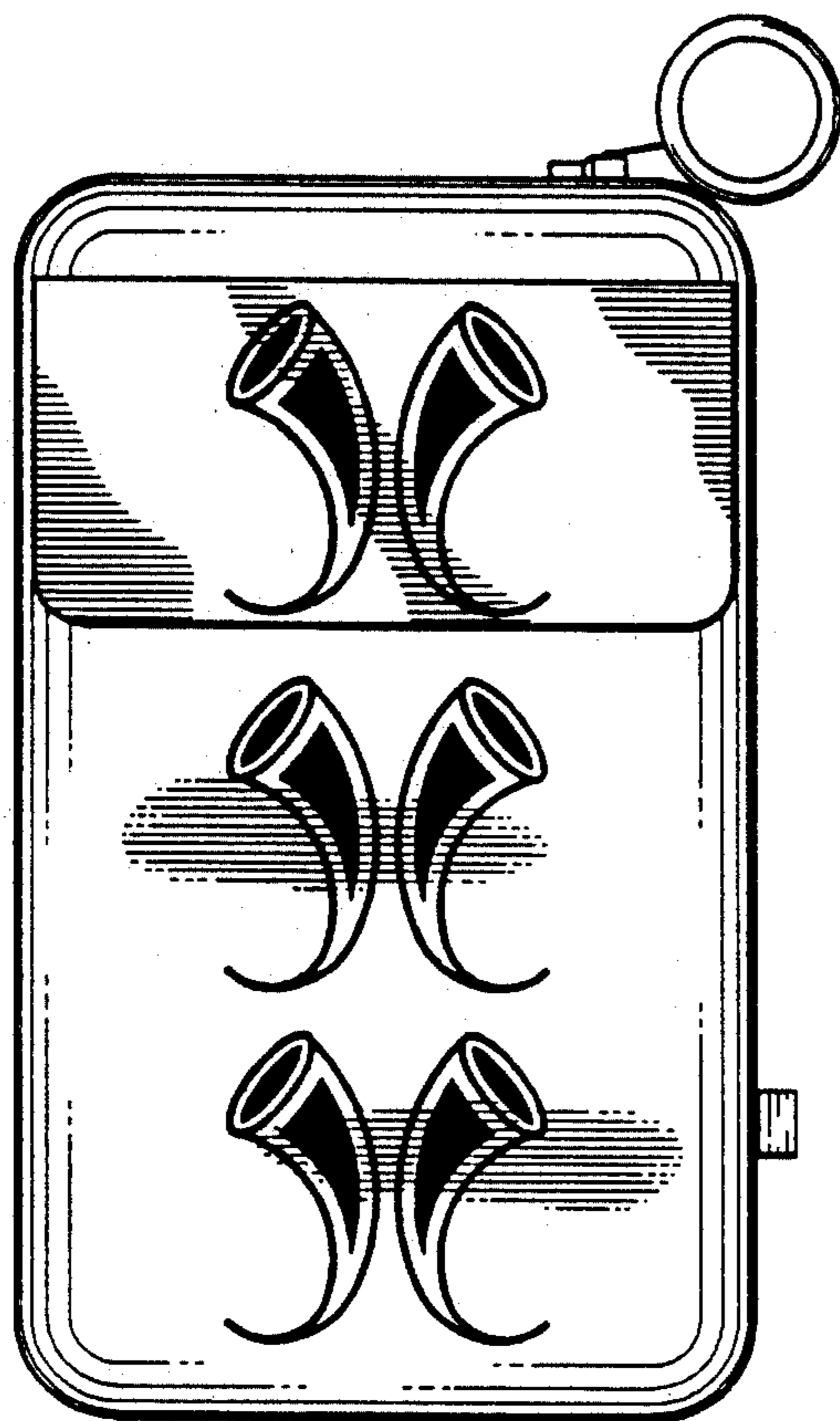


FIG. 2




FIG. 3




FIG. 4




FIG. 5

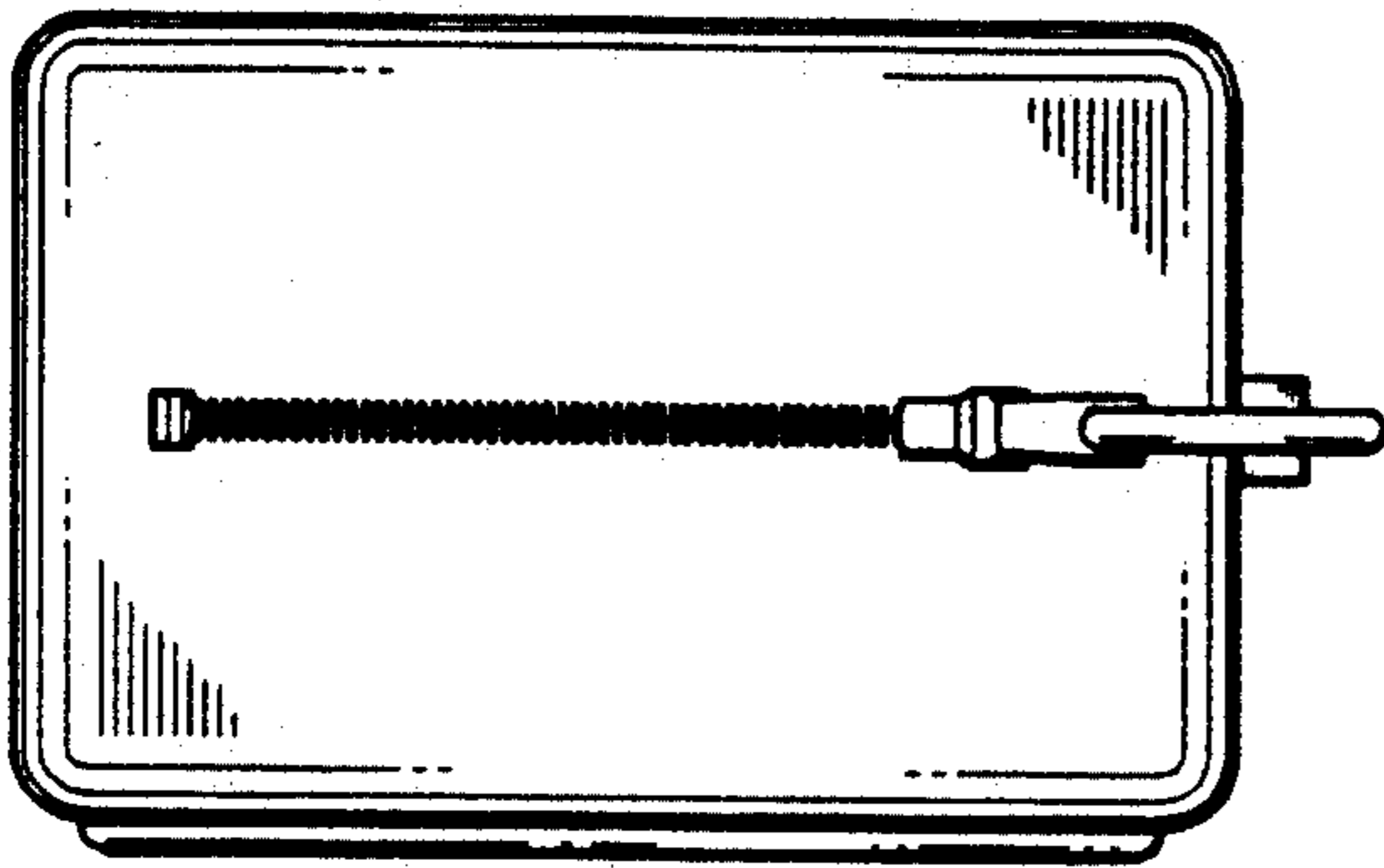


FIG. 6

