



US00D339465S

# United States Patent [19]

[11] Patent Number: **Des. 339,465**

Teague

[45] Date of Patent: **\*\* Sep. 21, 1993**

- [54] **OUTSOLE OF A SHOE**
- [75] Inventor: **Tracy L. Teague, Beaverton, Oreg.**
- [73] Assignee: **Nike, Inc., Beaverton, Oreg.**
- [\*\*] Term: **14 Years**
- [21] Appl. No.: **2,470**
- [22] Filed: **Dec. 10, 1992**
- [52] U.S. Cl. .... **D2/320; D2/321**
- [58] Field of Search ..... **D2/264, 265, 274, 317-323; 36/25 R, 28, 29, 32 R, 59 R, 59 C, 83, 84, 89, 100-107, 112-114, 132, 131**

Spring '92 Nike Catalog published May 1991, pp. 14, 62, 64.  
 Fall 1991 Nike Catalog published Dec. 1990, pp. 8, 60;  
 Spring 1991 Nike Catalog published Jun. 1990, pp. 8, 12.  
 Fall 1989 Nike Catalog p. 62; Fall 1988 Nike Catalog; pp. 4, 8.  
 Fall 1992 Nike Catalog, p. 40.  
 Fall 1990 Nike Catalog, published Dec. 1989, pp. 28, 56.  
 Spring 1988 Nike Catalog, published Jun. 1987, p. 2.

*Primary Examiner*—Louis S. Zarfaz  
*Attorney, Agent, or Firm*—Banner, Birch, McKie & Beckett

[56] **References Cited**  
**U.S. PATENT DOCUMENTS**

D. 204,186	3/1966	Mattos .	
D. 255,174	6/1980	Hamada .....	D2/320
D. 255,286	6/1980	Fuzita .	
D. 266,371	10/1982	Stubblefield .	
D. 274,956	8/1984	Saruwatari .	
D. 298,984	12/1988	Selbiger .	
D. 299,185	1/1989	Selbiger .	
D. 299,681	2/1989	Miller et al. .	
D. 302,348	7/1989	Miller .	
D. 321,973	12/1991	Hatfield .	
D. 321,974	12/1991	Hatfield .	
D. 323,928	2/1992	Claveria .....	D2/320
D. 324,449	3/1992	Hatfield .....	D2/320
D. 326,015	5/1992	Kayano .....	D2/320
D. 326,355	5/1992	Cotsidas .....	D2/320
D. 329,689	9/1992	Hatfield et al. ....	D2/320
D. 329,939	10/1992	Bailey .....	D2/320
D. 330,112	10/1992	Hatfield et al. ....	D2/320
D. 330,802	11/1992	Edmund et al. ....	D2/321
D. 330,971	11/1992	Hatfield .....	D2/320
4,785,557	11/1988	Kelley et al. ....	36/32 R

**OTHER PUBLICATIONS**

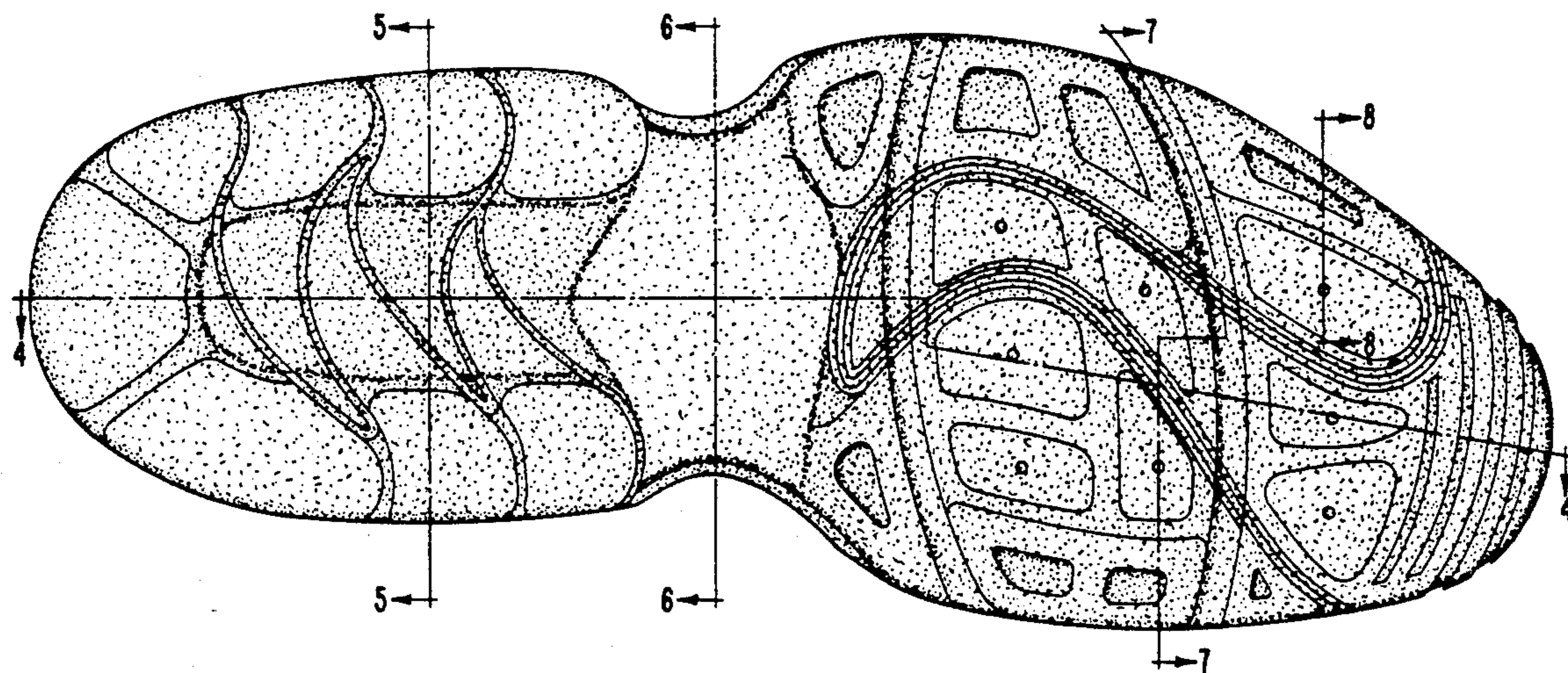
Nike catalog-Spring '93, published Jun. 1992, p. 94;

[57] **CLAIM**

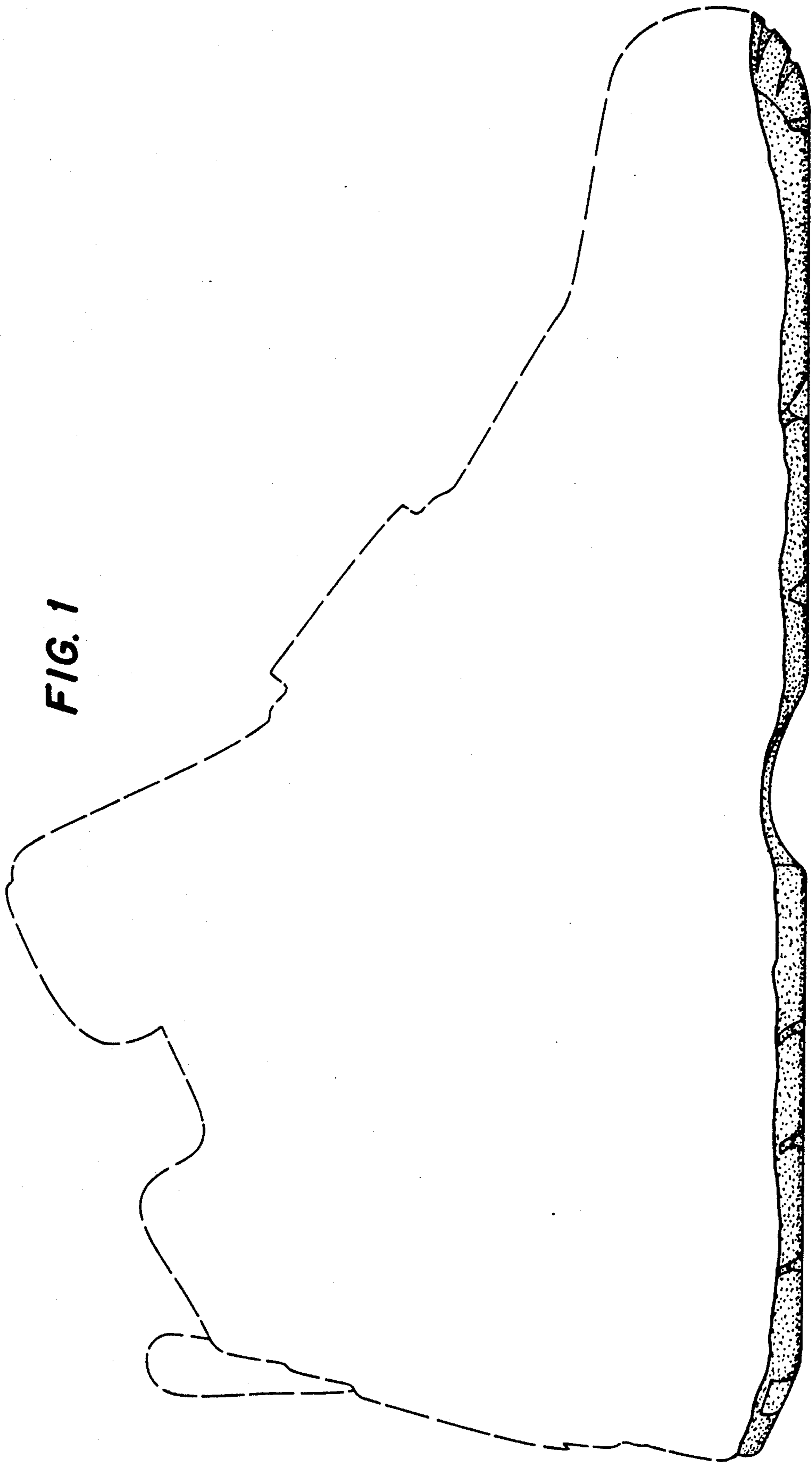
The ornamental design for the outsole of a shoe, as shown and described.

**DESCRIPTION**

FIG. 1 is a side elevational view of one side of the outsole showing my new design;  
 FIG. 2 is a side elevational view of the other side of the outsole shown in FIG. 1;  
 FIG. 3 is a bottom plan view of the outsole shown in FIG. 1;  
 FIG. 4 is a cross section taken along line 4—4 of FIG. 3;  
 FIG. 5 is a cross section taken along line 5—5 of FIG. 3;  
 FIG. 6 is a cross section view taken along line 6—6 of FIG. 3;  
 FIG. 7 is a cross sectional view taken along line 7—7 of FIG. 3; and,  
 FIG. 8 is a cross section view taken along line 8—8 of FIG. 3.  
 The broken lines showing of a shoe periphery and a shoe upper in FIGS. 1 and 2 are for illustrative purposes and form no part of the claimed design.



**FIG. 1**



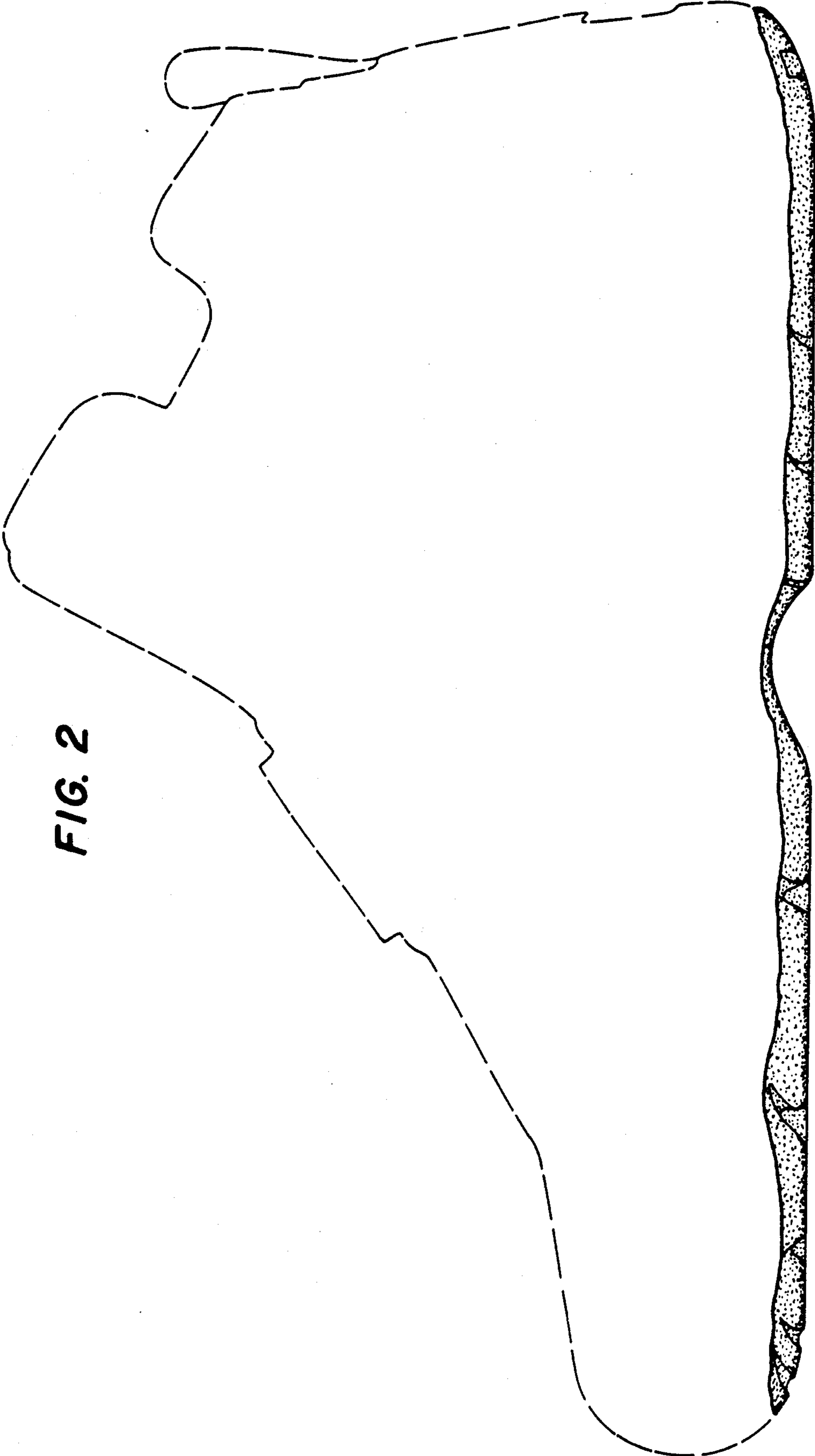


FIG. 2



FIG. 3

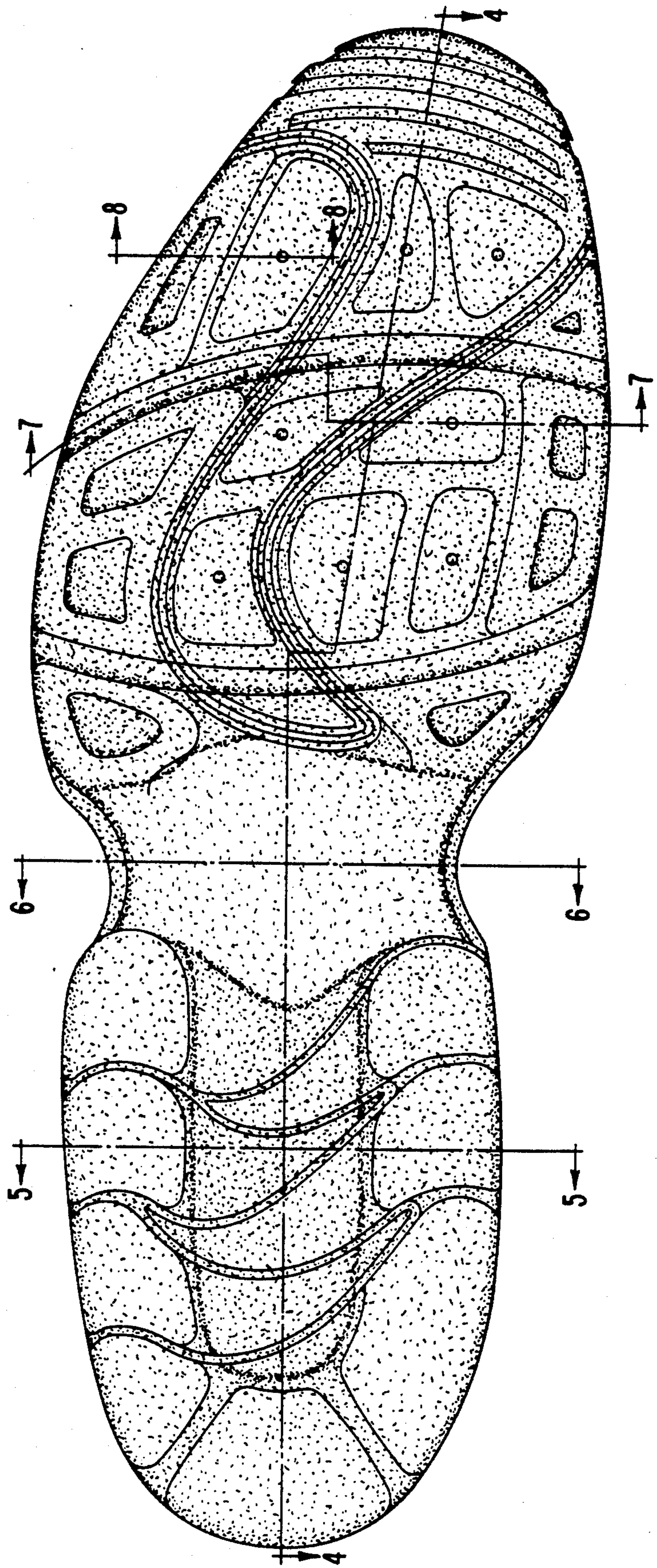


FIG. 4



FIG. 5



FIG. 6



FIG. 7



FIG. 8

