



US00D339462S

United States Patent [19]

[11] Patent Number: **Des. 339,462**

Kiyosawa et al.

[45] Date of Patent: **** Sep. 21, 1993**

[54] **SHOE SOLE**

[56] **References Cited**

[75] Inventors: **Junichi Kiyosawa; Toshiaki Kawasaki, both of Kobe, Japan**

U.S. PATENT DOCUMENTS

D. 313,112 12/1990 Eisenbach D2/317
D. 321,976 12/1991 Kiyosawa D2/320
D. 323,738 2/1992 Eisenbach D2/317

[73] Assignee: **Asics Corporation, Hyogo, Japan**

Primary Examiner—Louis S. Zarfes
Attorney, Agent, or Firm—Nixon & Vanderhye

[**] Term: **14 Years**

[57] CLAIM

The ornamental design for a shoe sole, as shown and described.

[21] Appl. No.: **876,800**

DESCRIPTION

[22] Filed: **Apr. 30, 1992**

FIG. 1 is an illustrative view of a shoe sole showing our new design in a position of use. The broken line showing of the shoe in FIG. 1 is for illustrative purposes only and forms no part of the claimed design;

[30] Foreign Application Priority Data

Nov. 5, 1991 [JP] Japan 3-33517

[52] U.S. Cl. **D2/320**

[58] Field of Search **D2/264, 265, 274, 311, D2/317-323; 36/25 R, 28, 29, 32 R, 43, 44, 59 R, 59 C, 83, 84, 89, 100-107, 112-114, 126, 132, 136**

FIG. 2 is a left side elevational view thereof;

FIG. 3 is a front elevational view thereof;

FIG. 4 is a right side elevational view thereof;

FIG. 5 is a rear elevational view thereof;

FIG. 6 is a top plan view thereof;

FIG. 7 is a bottom plan view thereof; and,

FIG. 8 is a perspective view thereof.

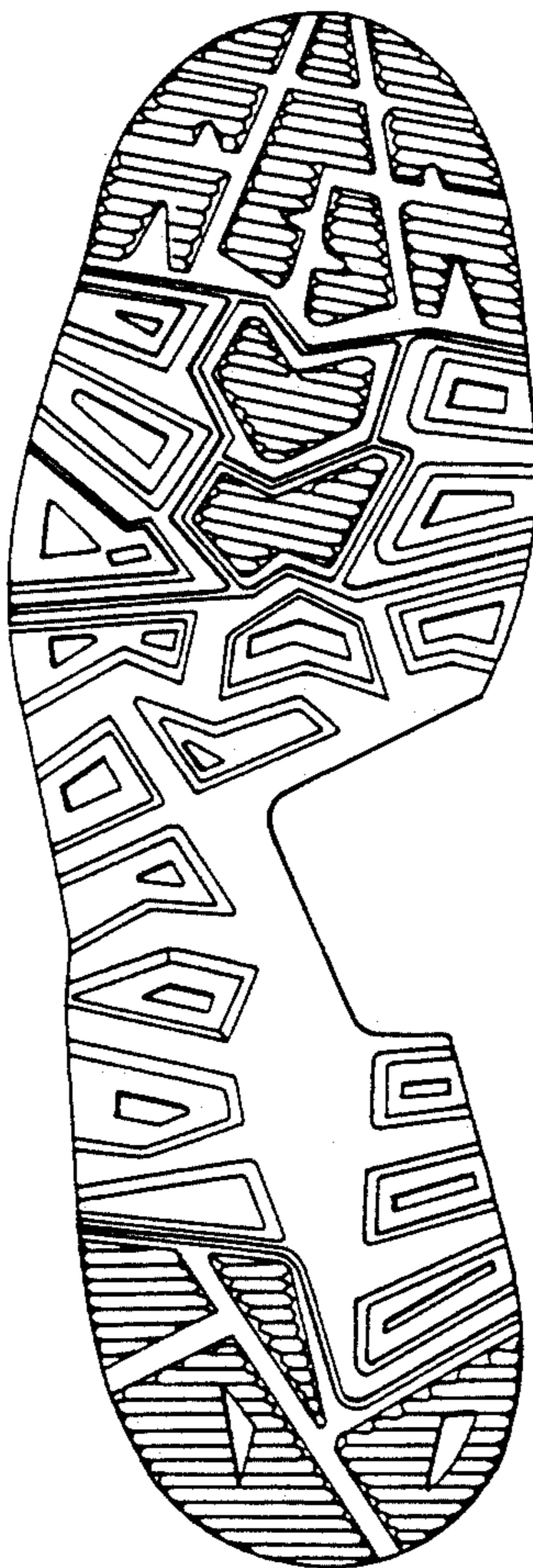


Fig. 1

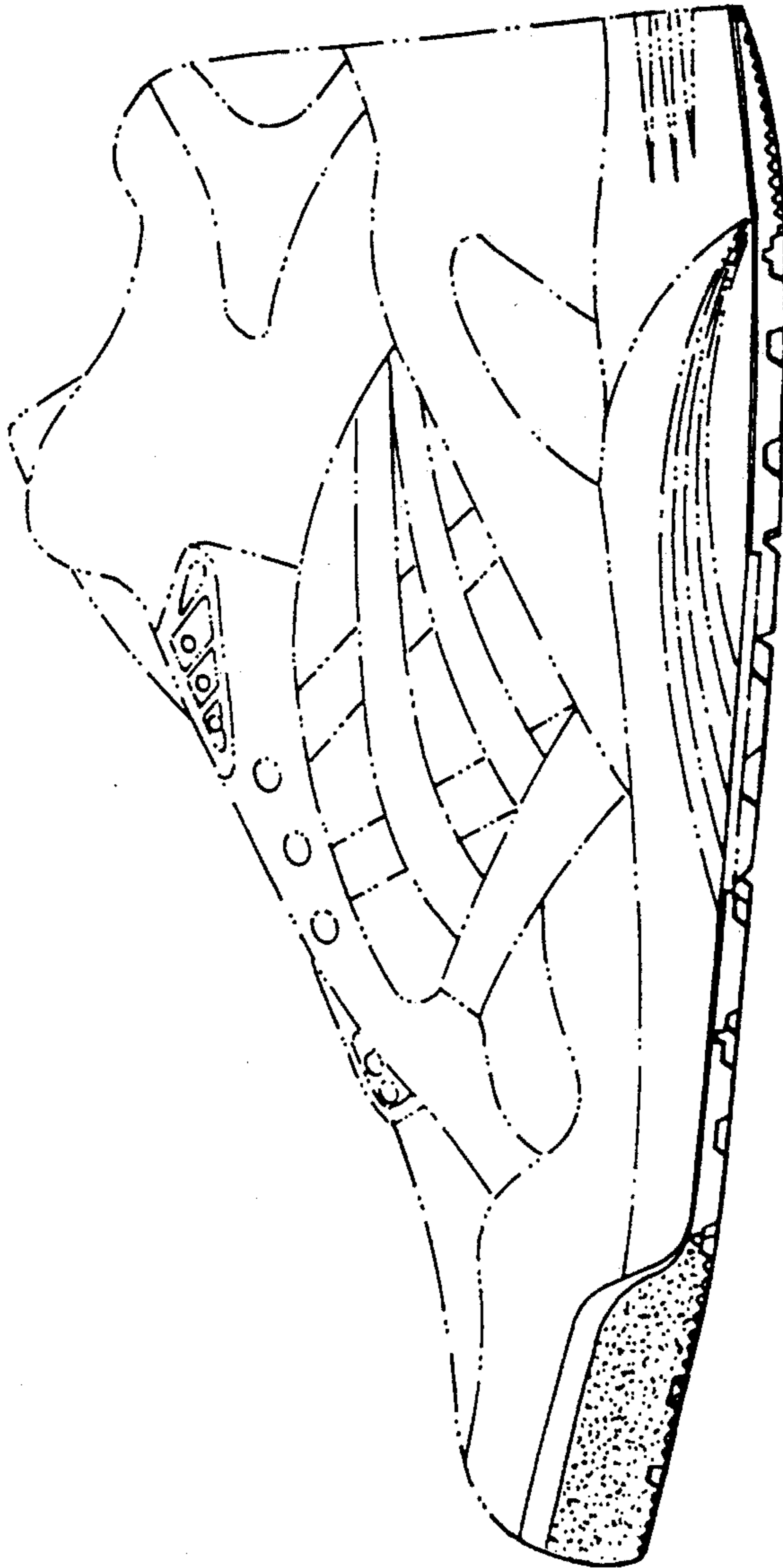


Fig. 2

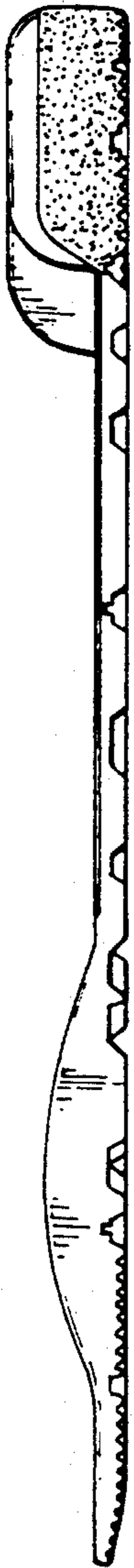


Fig. 3




Fig. 4

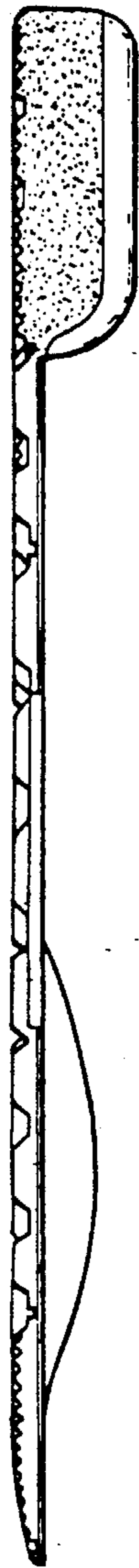


Fig. 5

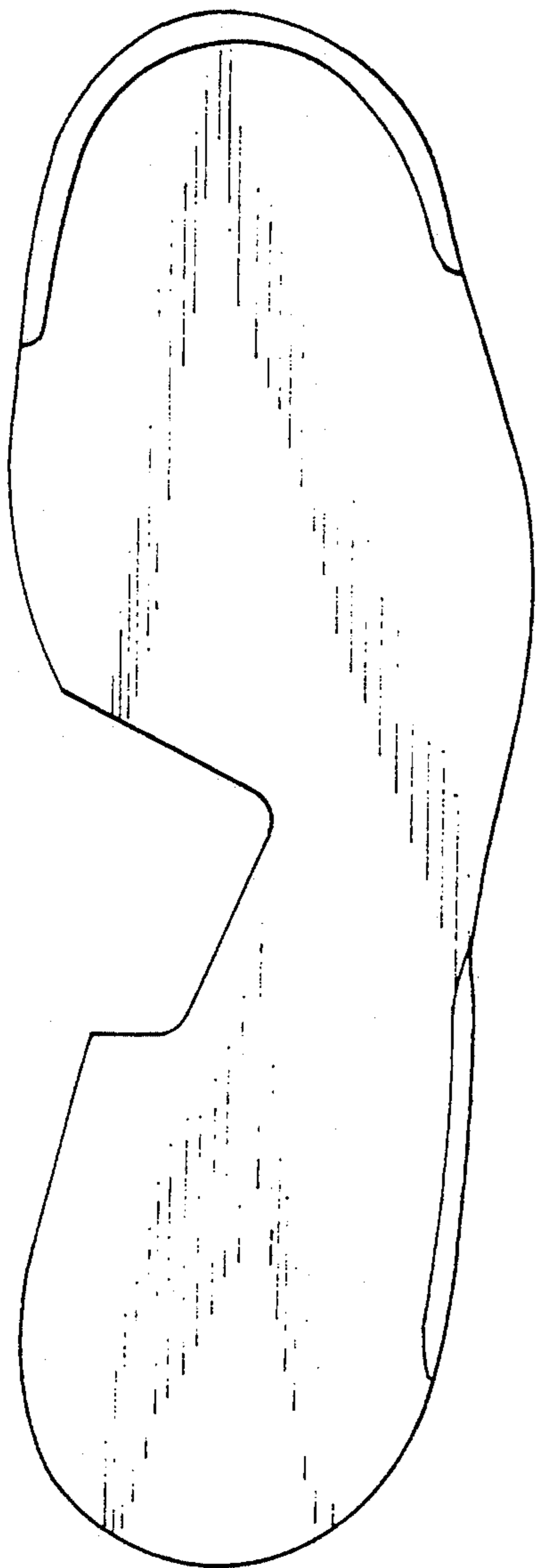


Fig. 6




Fig. 7




Fig. 8

