



US00D339459S

United States Patent [19]

Yoshikawa et al.

[11] Patent Number: **Des. 339,459**

[45] Date of Patent: **** Sep. 21, 1993**

[54] **SHOE SOLE**

[75] Inventors: **Kazumasa Yoshikawa, Osaka; Shinji Senda, Kobe, both of Japan**

[73] Assignee: **Asics Corporation, Hyogo, Japan**

[**] Term: **14 Years**

[21] Appl. No.: **875,710**

[22] Filed: **Apr. 30, 1992**

[30] **Foreign Application Priority Data**

Nov. 5, 1991 [JP] Japan 3-33515

[52] U.S. Cl. **D2/320; D2/317**

[58] Field of Search **D2/264, 265, 274, 311, D2/317-323; 36/25 R, 28, 29, 32 R, 43, 44, 59 R, 59 C, 83, 84, 89, 100-107, 112-114, 132, 136, 127, 129**

[56] **References Cited**

U.S. PATENT DOCUMENTS

- D. 166,742 5/1952 Fellman D2/320
- D. 196,488 10/1963 Papoutsy D2/320
- 4,641,438 2/1987 Laird et al. 36/59 C

Primary Examiner—Louis S. Zarfaz
Attorney, Agent, or Firm—Nixon & Vanderhye

[57] **CLAIM**

The ornamental design for a shoe sole, as shown and described.

DESCRIPTION

FIG. 1 is an illustrative view of a shoe sole showing our new design in a position of use. The broken line showing of the shoe in FIG. 1 is for illustrative purposes only and forms no part of the claimed design;

FIG. 2 is a left side elevational view thereof;

FIG. 3 is a front elevational view thereof;

FIG. 4 is a right side elevational view thereof;

FIG. 5 is a rear elevational view thereof;

FIG. 6 is a top plan view thereof;

FIG. 7 is a bottom plan view thereof; and,

FIG. 8 is a perspective view thereof.




Fig. 1

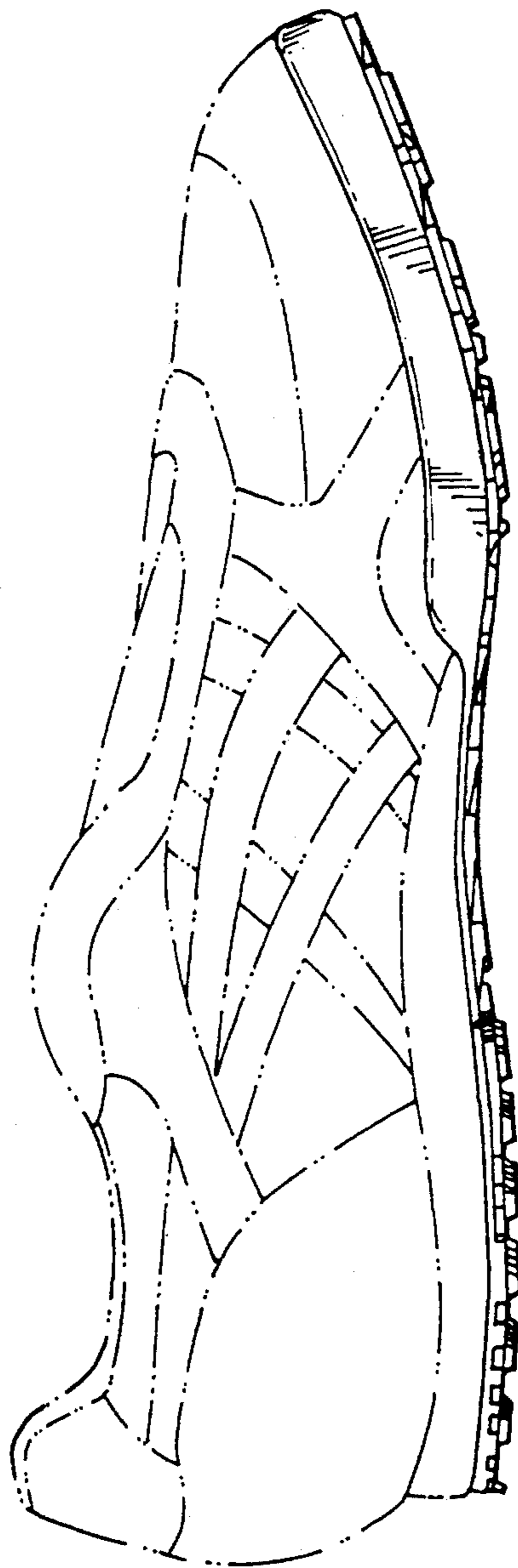


Fig.2

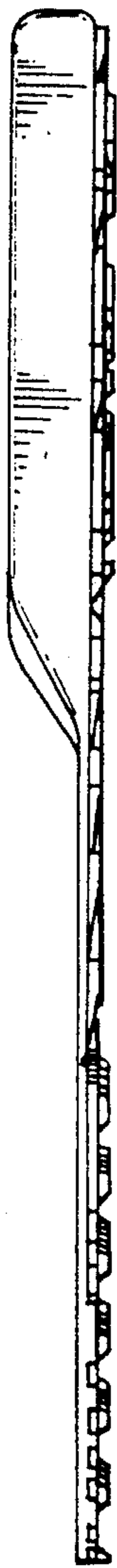


Fig.3




Fig.4

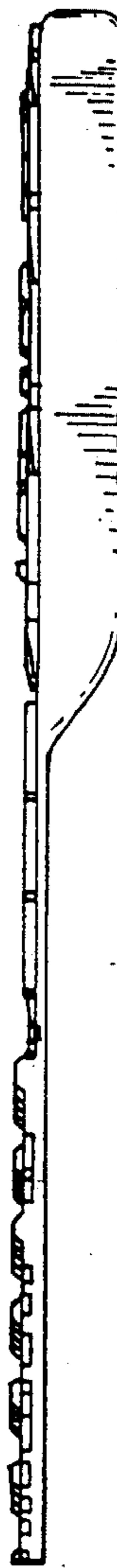


Fig. 5

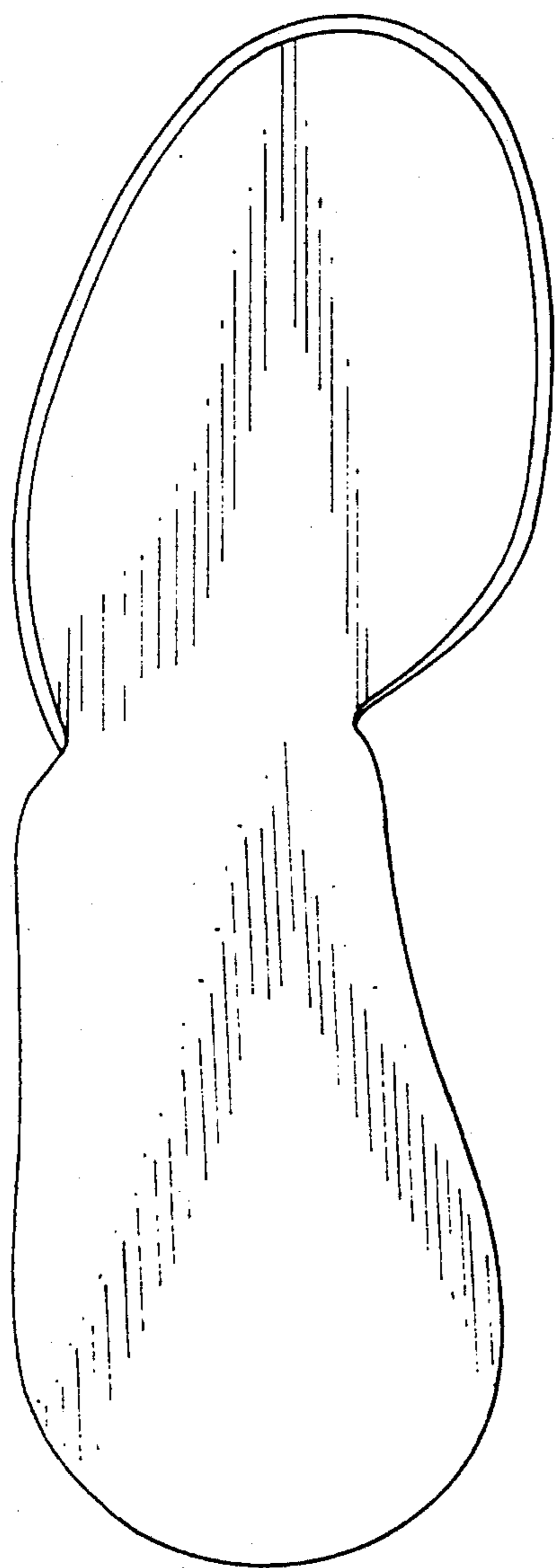


Fig. 6



Fig. 7




Fig. 8

