



US00D339455S

# United States Patent [19]

[11] Patent Number: **Des. 339,455**

**Furukawa**

[45] Date of Patent: **\*\* Sep. 21, 1993**

[54] **SHOE SOLE**

D. 329,740 9/1992 Kiyosawa et al. .... D2/320  
4,562,651 1/1986 Frederick et al. .... 36/102

[75] Inventor: **Masami Furukawa, Kobe, Japan**

*Primary Examiner*—Louis S. Zarfaz  
*Attorney, Agent, or Firm*—Nixon & Vanderhye

[73] Assignee: **Asics Corporation, Hyogo, Japan**

[\*\*] Term: **14 Years**

[57] **CLAIM**

[21] Appl. No.: **825,705**

The ornamental design for a shoe sole, as shown and described.

[22] Filed: **Jan. 27, 1992**

[30] **Foreign Application Priority Data**

### DESCRIPTION

Jul. 31, 1991 [JP] Japan ..... 3-23191

[52] U.S. Cl. .... **D2/320**

FIG. 1 is an illustrative view of a shoe sole showing my new design in a position of use. The broken line showing of the shoe in FIG. 1 is for illustrative purposes only and forms no part of the claimed design;

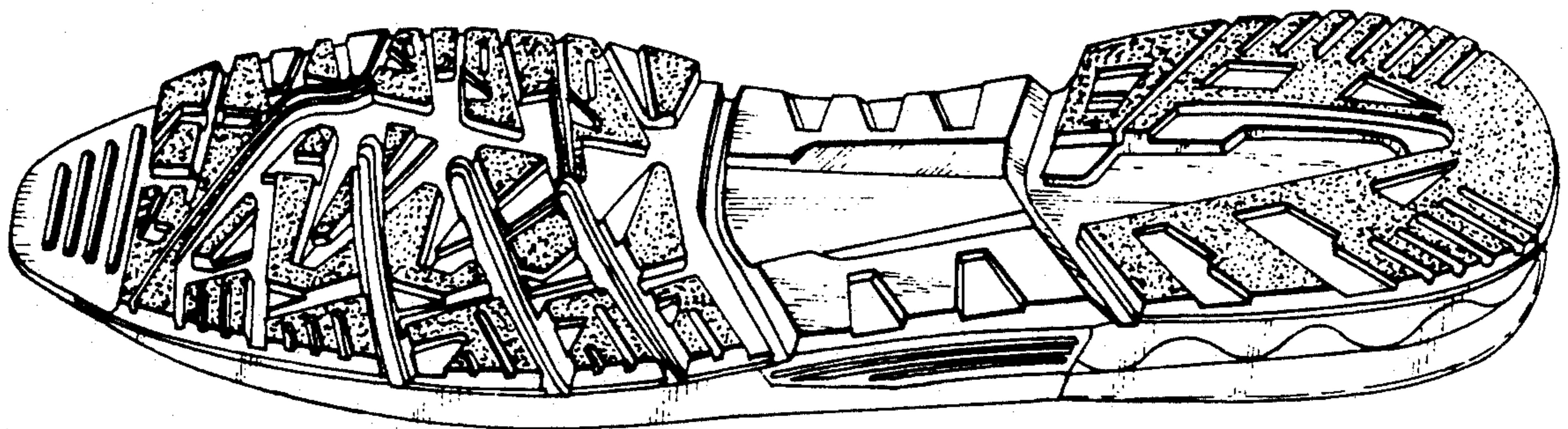
[58] Field of Search ..... D2/264, 265, 274, 311, D2/317-323; 36/25 R, 28, 29, 32 R, 43, 44, 59 R, 59 C, 83, 84, 89, 100-107, 112-114, 132, 136

FIG. 2 is a left side elevational view thereof;  
FIG. 3 is a front elevational view thereof;  
FIG. 4 is a right side elevational view thereof;  
FIG. 5 is a rear elevational view thereof;  
FIG. 6 is a top plan view thereof;  
FIG. 7 is a bottom plan view thereof; and,  
FIG. 8 is a perspective view thereof.

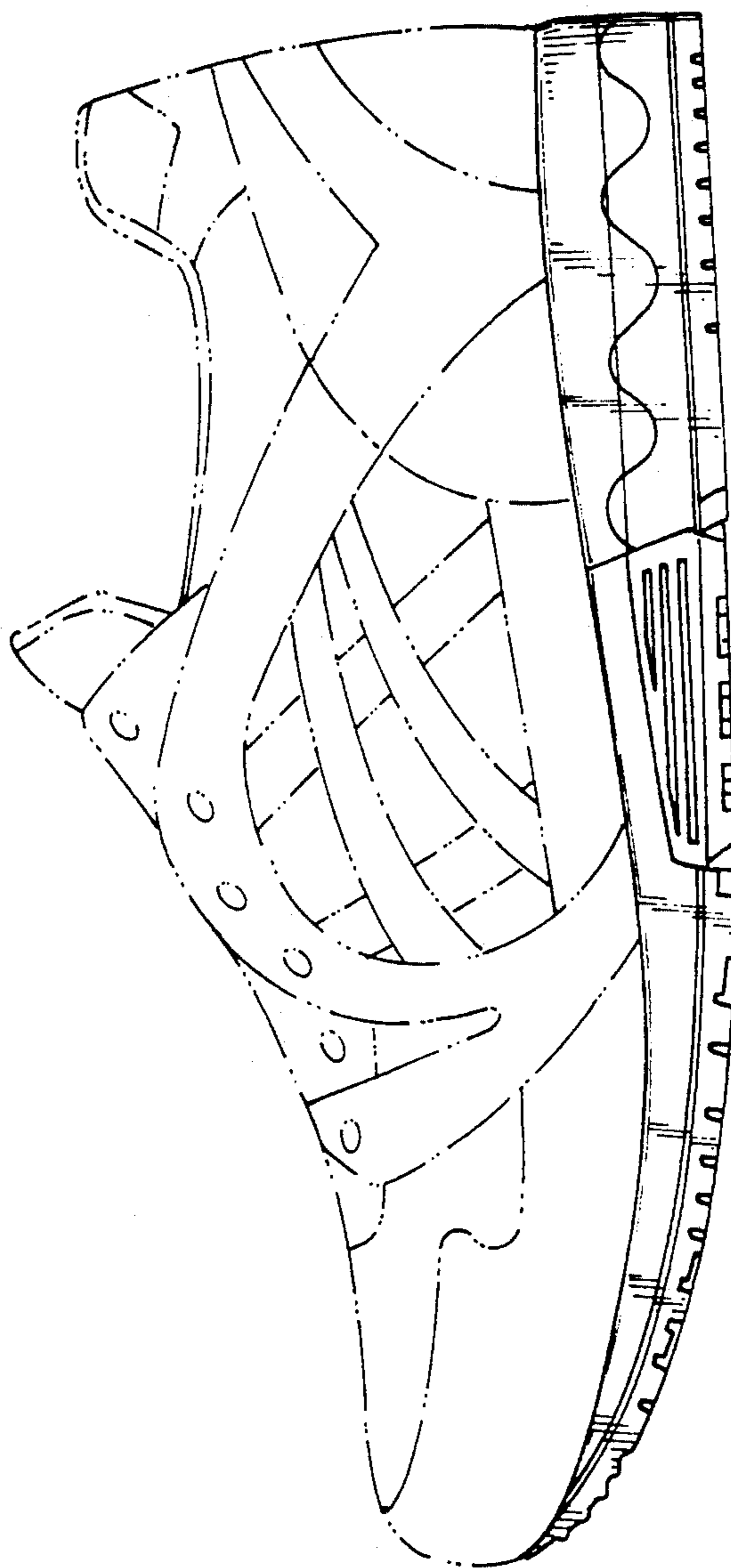
[56] **References Cited**

### U.S. PATENT DOCUMENTS


D. 305,278 1/1990 Kiyosawa ..... D2/320  
D. 308,748 6/1990 Arai ..... D2/320



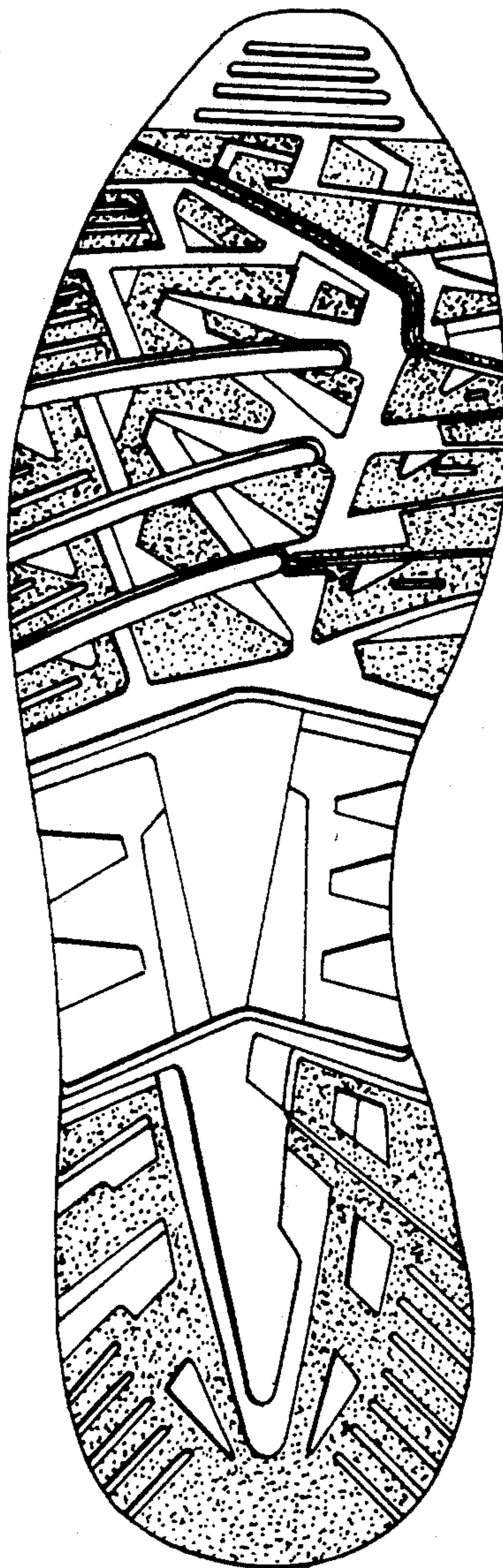
*Fig. 1*



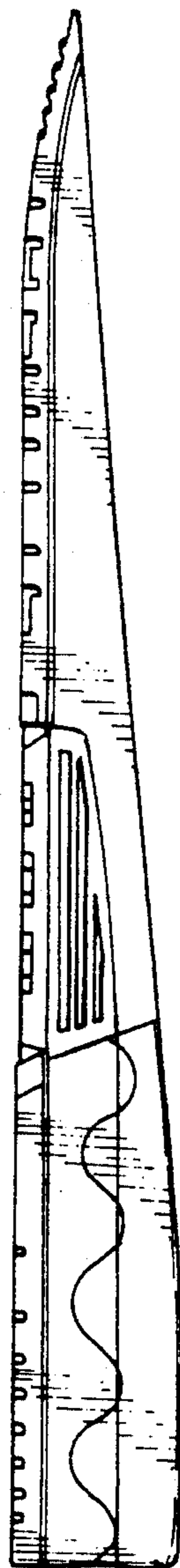
*Fig. 2*



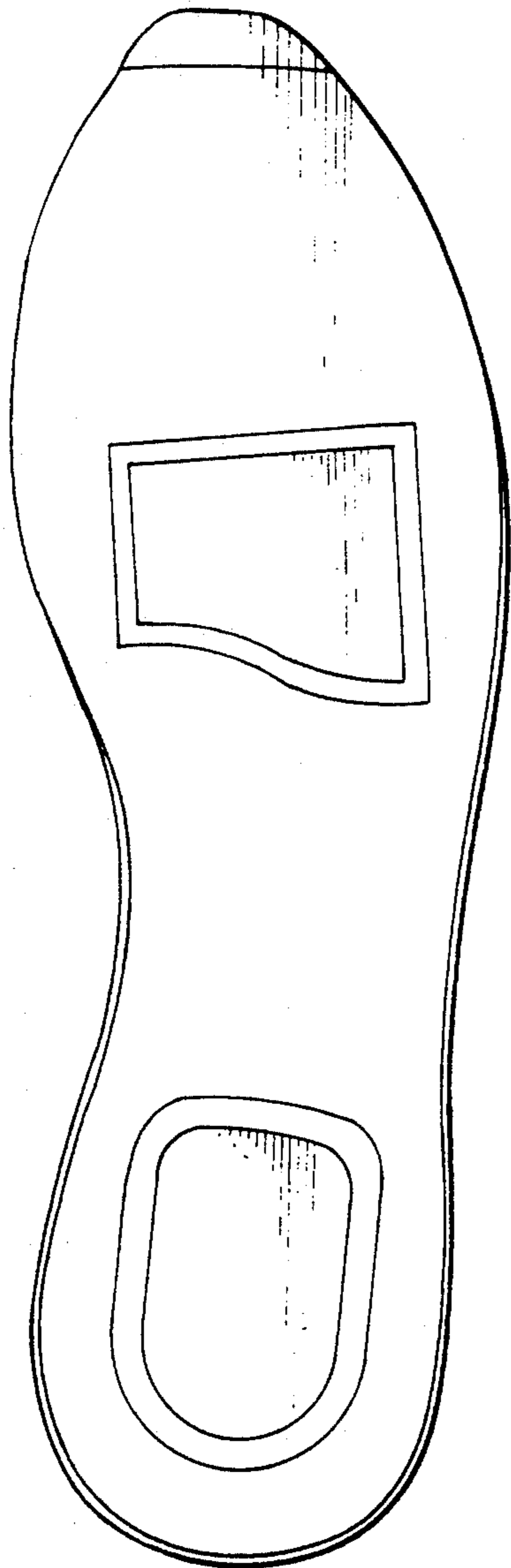
*Fig. 3*




*Fig. 4*



*Fig. 5*



*Fig. 6*



*Fig. 7*

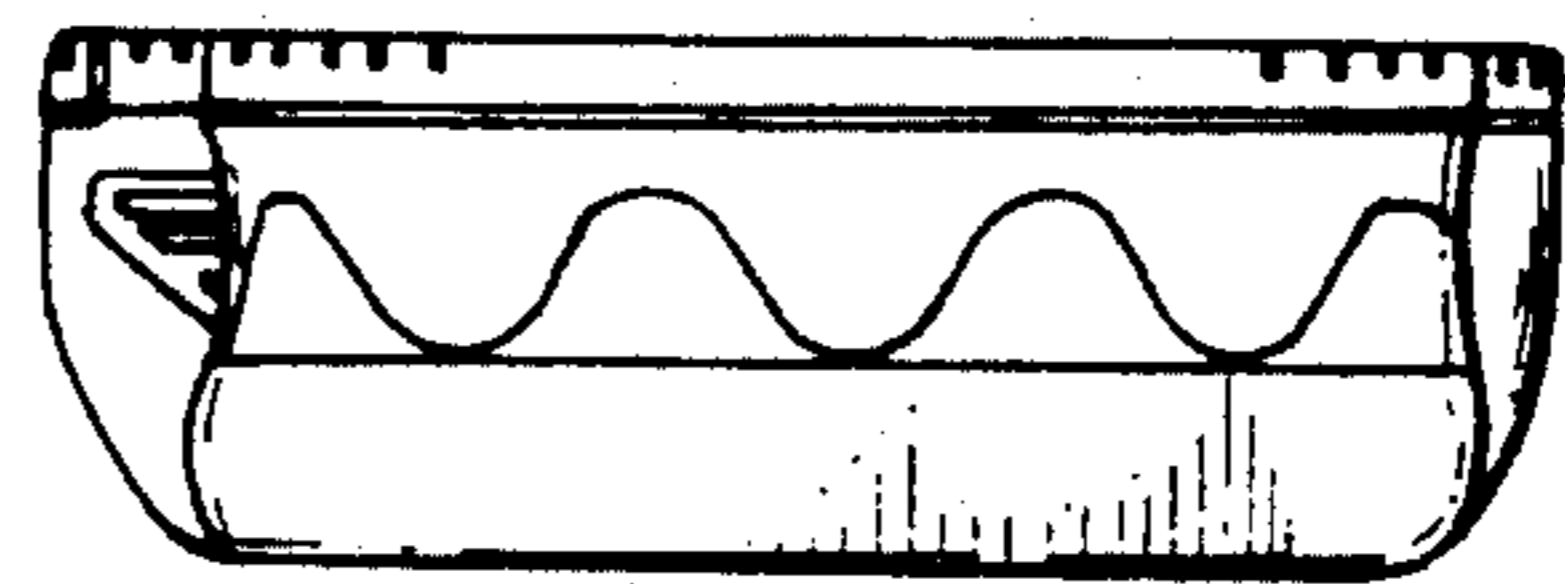


Fig. 8

