



US00D339449S

United States Patent [19]

[11] Patent Number: **Des. 339,449**

Hatfield

[45] Date of Patent: **** Sep. 21, 1993**

[54] **SHOE UPPER**

[75] Inventor: **Tinker L. Hatfield, Portland, Oreg.**

[73] Assignee: **Nike, Inc., Beaverton, Oreg.**

[**] Term: **14 Years**

[21] Appl. No.: **2,425**

[22] Filed: **Dec. 11, 1992**

[52] U.S. Cl. **D2/314; D2/309**

[58] Field of Search **D2/264, 265, 275, 308-314; 36/45, 83, 84, 50, 51, 89, 100-107, 112-114, 132, 136**

[56] **References Cited**

U.S. PATENT DOCUMENTS

- D. 290,783 7/1987 Selbiger et al. D2/314
- D. 292,241 10/1987 Selbiger et al. .
- D. 293,847 1/1988 Le et al. .
- D. 293,970 2/1988 Brown et al. .
- D. 295,689 5/1988 Diaz et al. .
- D. 296,036 6/1988 Le .
- D. 296,262 6/1988 Brown et al. .
- D. 296,381 6/1988 Selbiger .
- D. 296,611 7/1988 Brown et al. .
- D. 297,183 8/1988 Selbiger .
- D. 297,281 8/1988 Lussier .
- D. 297,590 9/1988 Selbiger .
- D. 297,591 9/1988 Brown et al. .
- D. 298,082 10/1988 Selbiger et al. .
- D. 299,783 2/1989 Brown et al. .
- D. 299,784 2/1989 Brown et al. .
- D. 301,657 6/1989 Brown .
- D. 307,350 4/1990 Brown et al. .
- D. 307,663 5/1990 Boucher et al. .
- D. 308,745 6/1990 Brown .
- D. 309,824 8/1990 Aveni et al. .
- D. 310,442 9/1990 Hatfield .
- D. 315,054 3/1991 Hatfield .
- D. 315,055 3/1991 Rogers et al. .
- D. 316,928 5/1991 Rogers .
- D. 317,824 7/1991 Hatfield .
- D. 317,825 7/1991 Rogers .

- D. 319,918 9/1991 Hatfield .
- D. 320,883 10/1991 Aveni .
- D. 325,291 4/1992 Hatfield D2/312 X
- D. 329,323 9/1992 Rogers et al. D2/310 X
- D. 329,937 10/1992 Hatfield et al. D2/310 X
- D. 330,109 10/1992 Hatfield D2/309 X
- D. 330,451 10/1992 Hatfield D2/314
- 4,079,527 3/1978 Antonious 36/51

OTHER PUBLICATIONS

- Footwear News, Mon., Nov. 3, 1986, p. 23—converse conveyor.
- Nike Footwear Catalog, Fall 1992, pp. 38, 100 and 104, published Dec. 1991.
- Nike Footwear Catalog, Spring 1992, p. 30, published May 1991.
- Nike Footwear Catalog, Fall 1989, pp. 40 and 136, published Dec. 1988.
- Nike Footwear Catalog, Spring 1989, p. 140, published Jun. 1988.

Primary Examiner—Louis S. Zarfes
Attorney, Agent, or Firm—Banner, Birch, McKie & Beckett

[57] **CLAIM**

The ornamental design for a shoe upper, as shown and described.

DESCRIPTION

FIG. 1 is a side elevational view of one side of a shoe upper showing my new design;
 FIG. 2 is a side elevational view of the other side of the shoe upper shown in FIG. 1;
 FIG. 3 is a front elevational view of the shoe upper shown in FIG. 1;
 FIG. 4 is a rear elevational view of the shoe upper shown in FIG. 1; and,
 FIG. 5 is a top plan view of the shoe upper shown in FIG. 1.
 The broken line showing of a shoe sole, including the cupped vertical sides of the sole, is for illustrative purposes and forms no part of the claimed design.



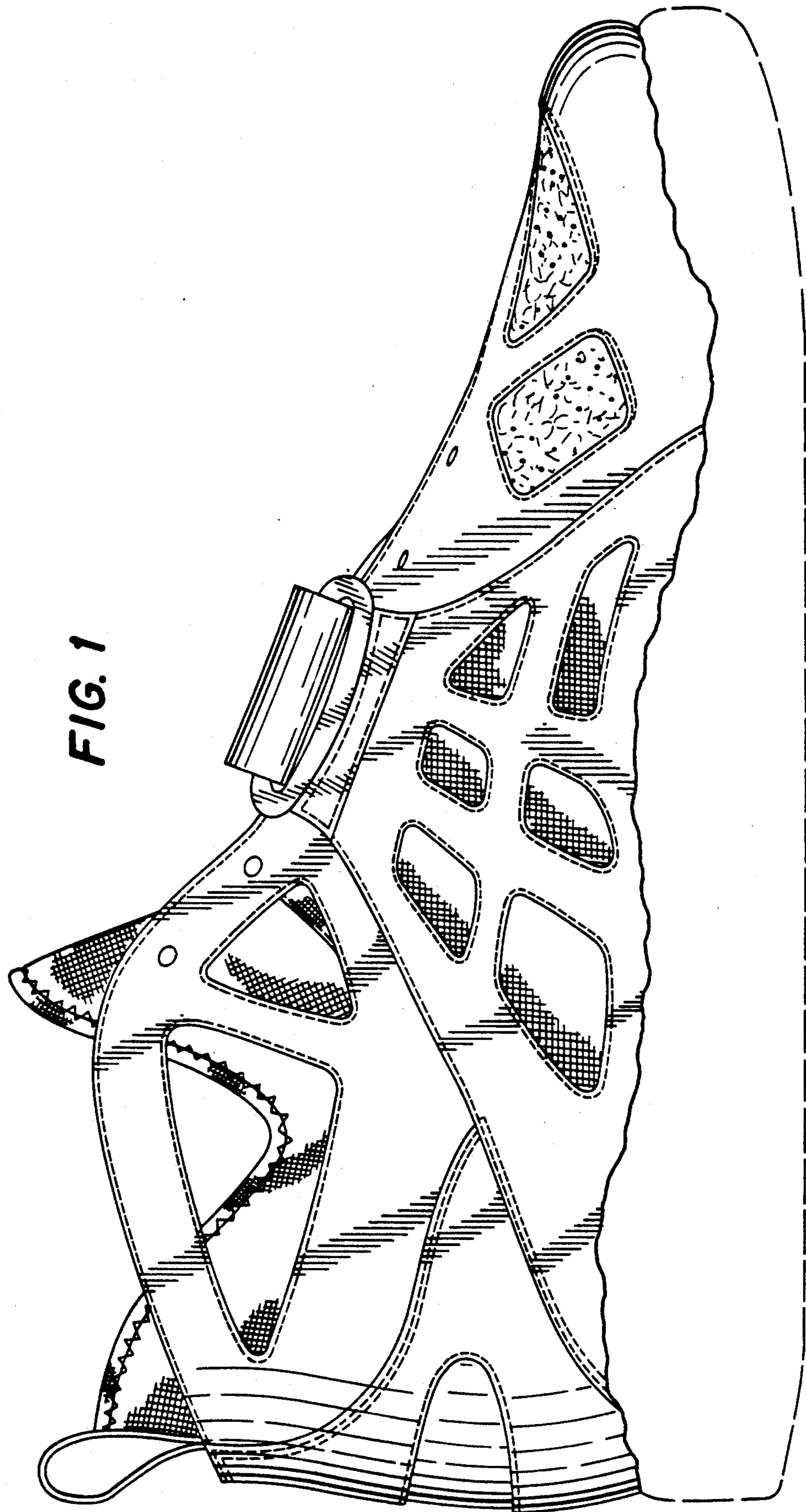


FIG. 1

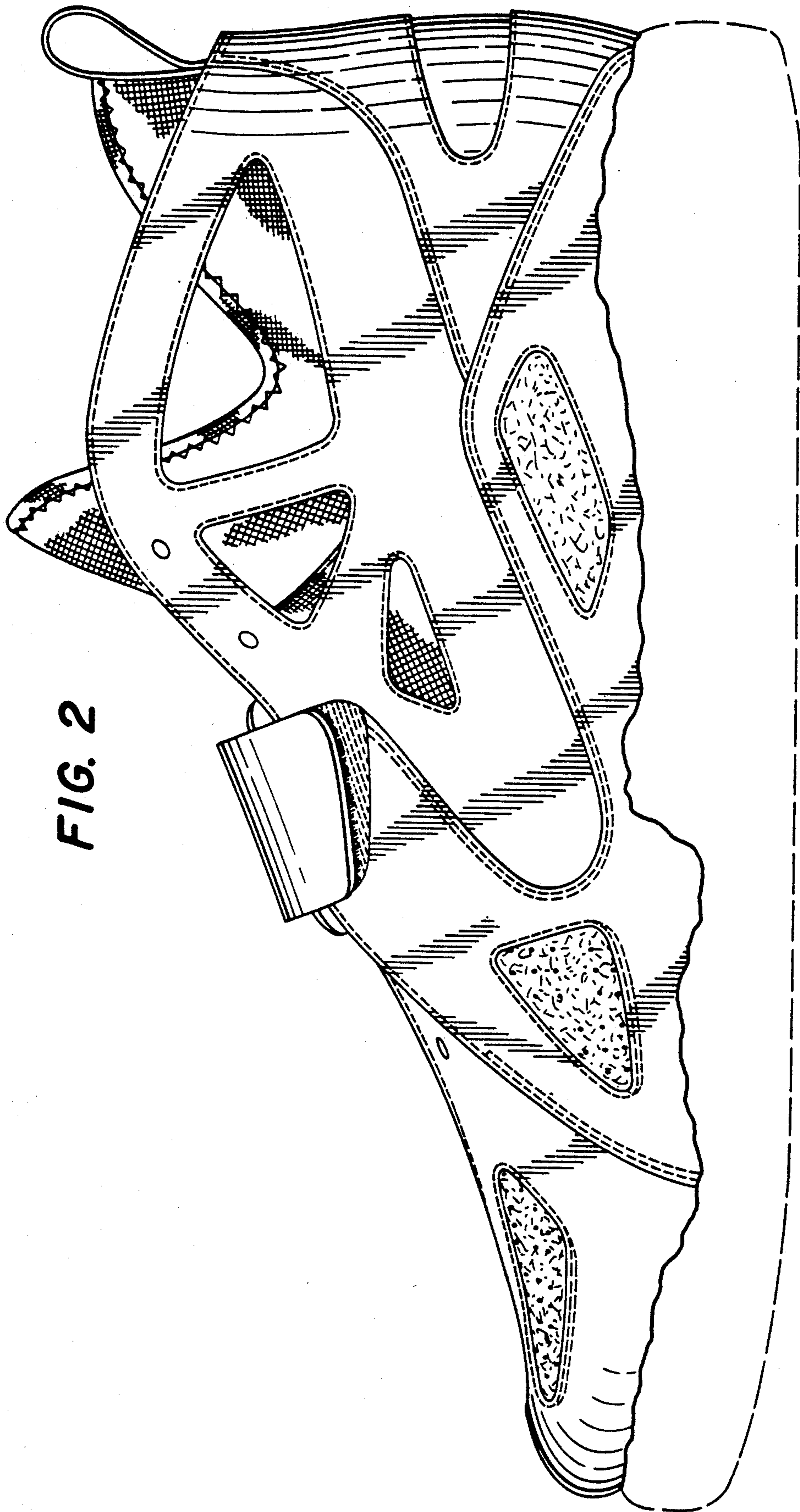


FIG. 2

FIG. 4

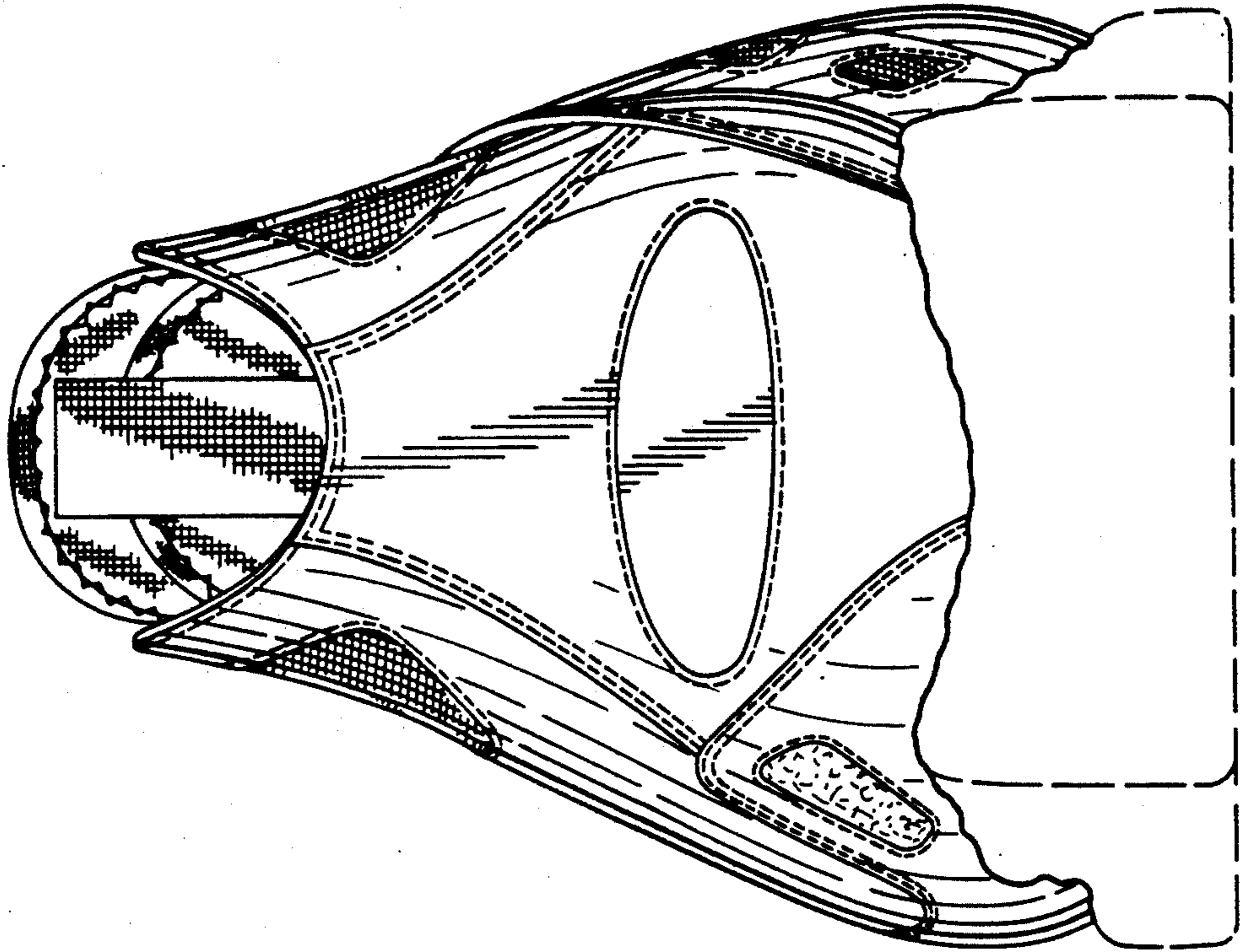


FIG. 3

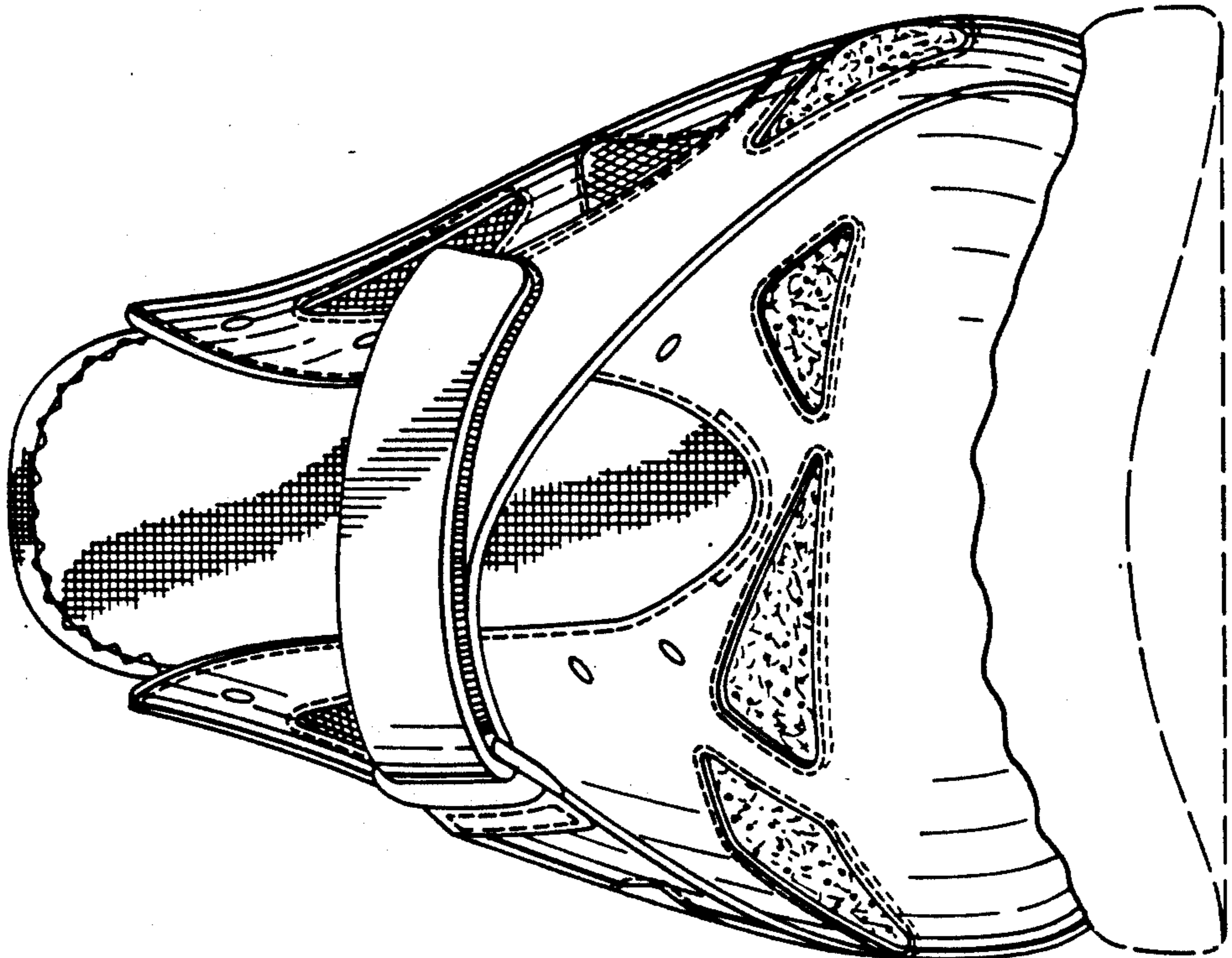


FIG. 5

