



US00D339402S

# United States Patent [19]

[11] Patent Number: **Des. 339,402**

Santos, Jr.

[45] Date of Patent: **\*\* Sep. 14, 1993**

[54] **DECOY BODY**

[76] Inventor: **Alberto Santos, Jr.**, 15 Grogan's Point Ct., The Woodlands, Tex. 77380

[\*\*] Term: **14 Years**

[21] Appl. No.: **747,103**

[22] Filed: **Aug. 19, 1991**

[52] U.S. Cl. .... **D22/125**

[58] Field of Search ..... **D22/125; 43/2, 3**

[56] **References Cited**

**U.S. PATENT DOCUMENTS**

- D. 138,600 8/1944 Ringler ..... D22/125
- D. 185,866 8/1959 Anderson ..... D22/125
- D. 229,177 11/1973 Schwartztrauber ..... D22/125
- 4,475,674 10/1984 Farmer ..... 43/3 X

**FOREIGN PATENT DOCUMENTS**

- 500732 2/1939 United Kingdom ..... 43/2

*Primary Examiner*—A. Hugo Word  
*Assistant Examiner*—Doris V. Coles  
*Attorney, Agent, or Firm*—Leon Gilden

[57] **CLAIM**

The ornamental design for a decoy body, as shown and described.

**DESCRIPTION**

FIG. 1 is a front elevational view of a decoy body in the flat position, showing my new design; FIG. 2 is a rear elevational view thereof; FIG. 3 is a left side elevational view thereof; FIG. 4 is a right side elevational view thereof; FIG. 5 is a top plan view thereof; FIG. 6 is a bottom plan view thereof; and, FIG. 7 is an isometric view of the invention showing a use thereof.

The broken line showing of the duck decoy head and support in FIG. 7 is for illustrative purposes only and forms no part of the claimed design.

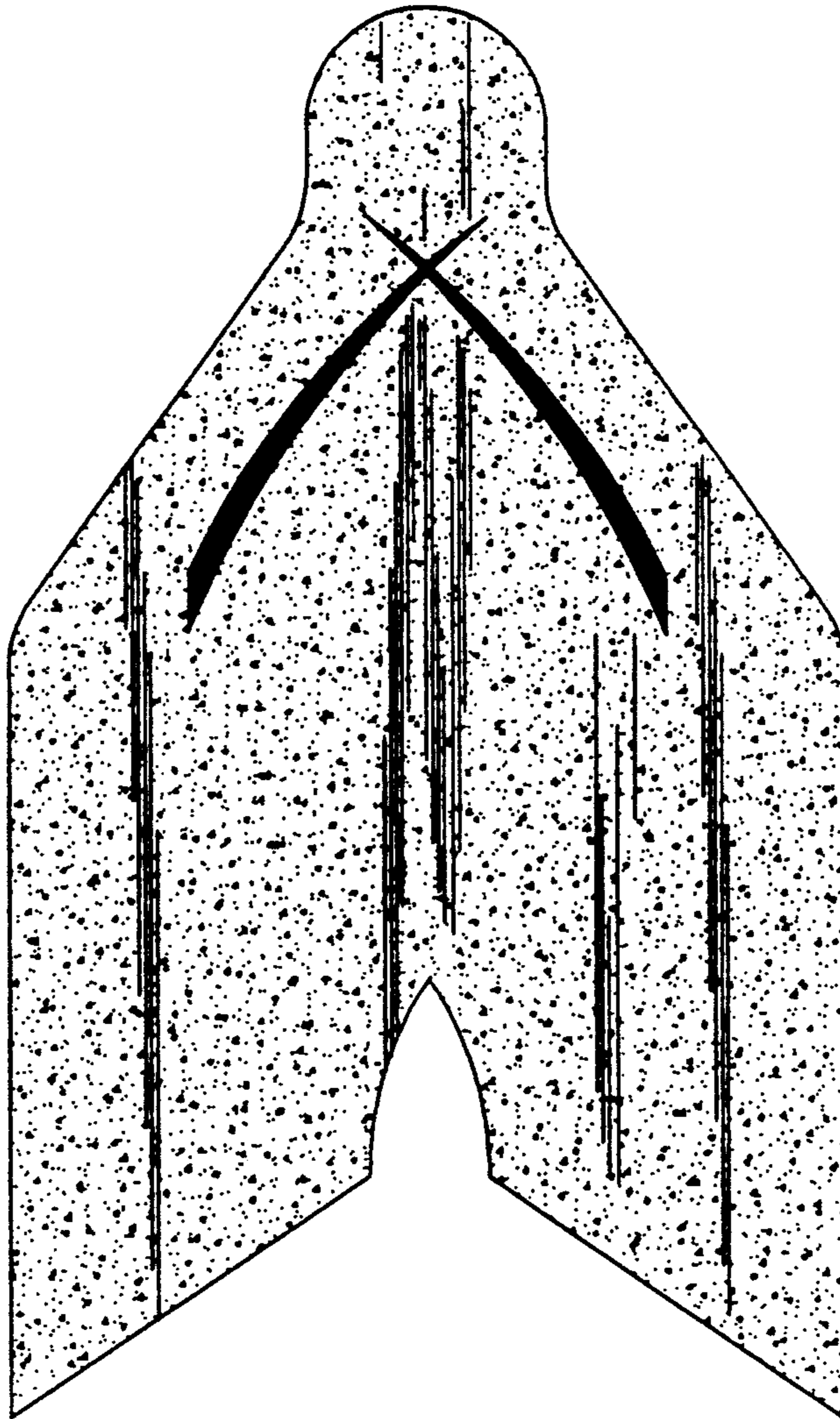


FIG. 1

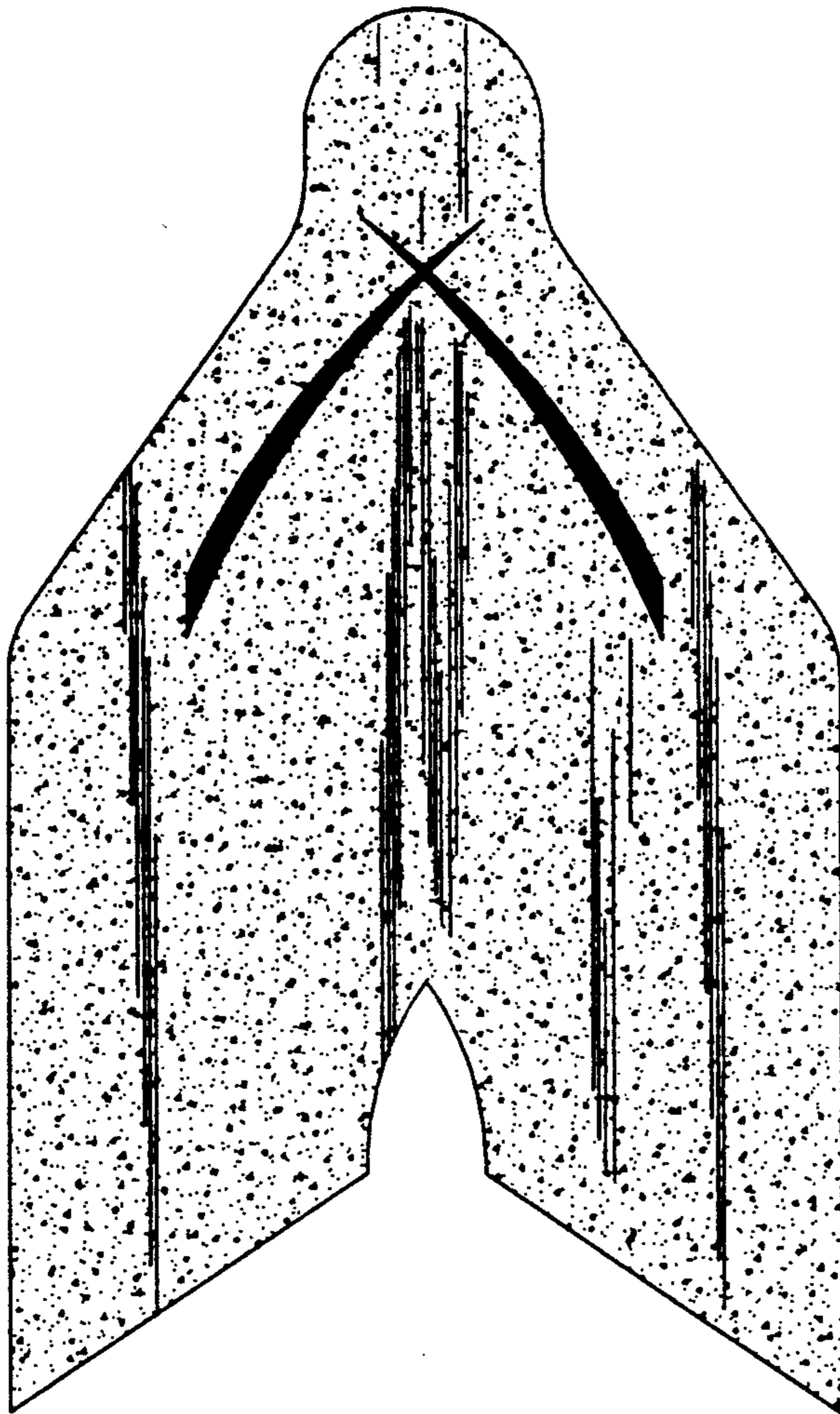


FIG. 2

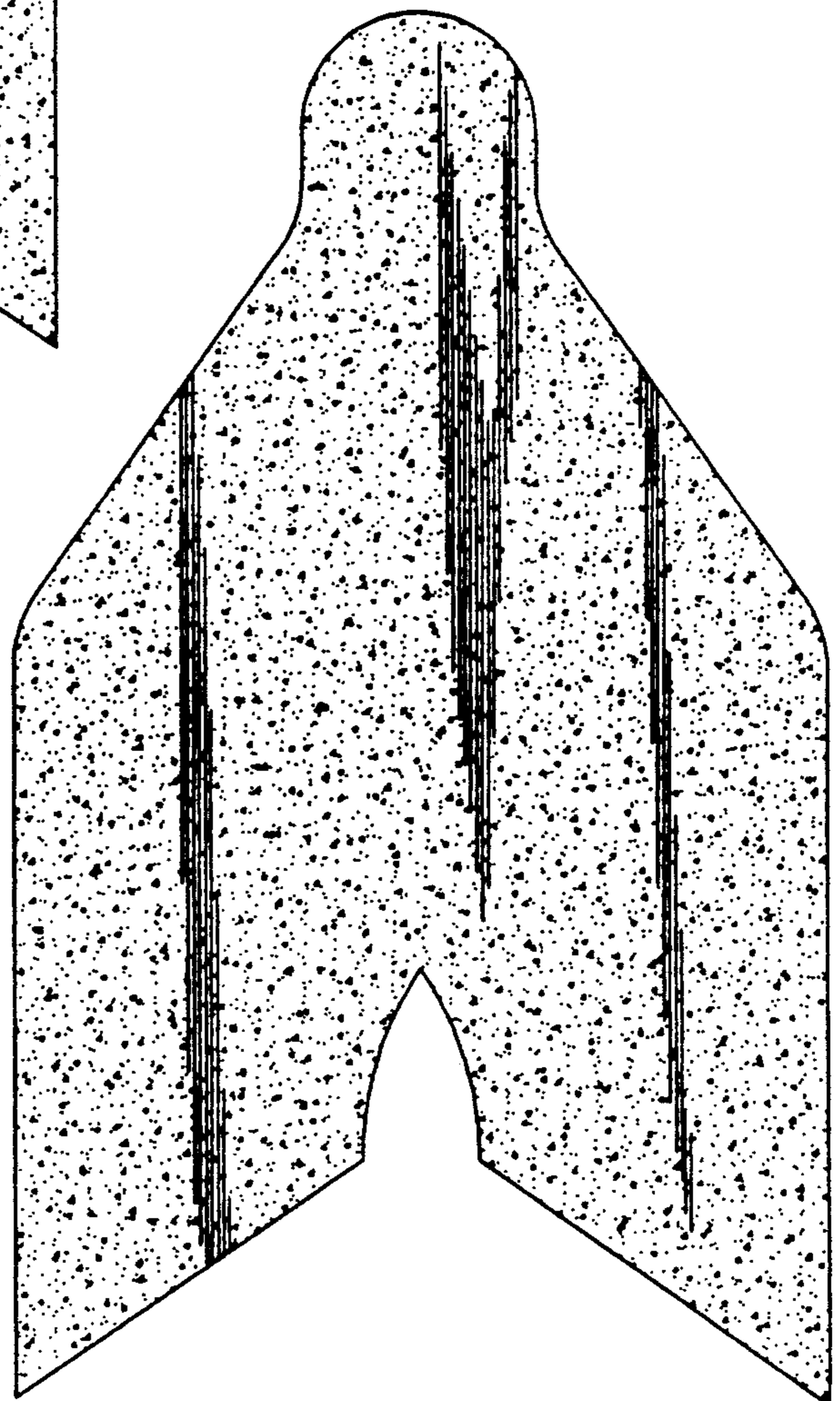


FIG. 3



FIG. 4



FIG. 5



FIG. 6



FIG. 7

