



US00D339394S

United States Patent [19]

[11] Patent Number: **Des. 339,394**

Richards

[45] Date of Patent: **** Sep. 14, 1993**

[54] **BALL RACKET**

[75] Inventor: **Loren L. Richards, Wayzata, Minn.**

[73] Assignee: **Rammer, Inc., St. Paul, Minn.**

[**] Term: **14 Years**

[21] Appl. No.: **817,414**

[22] Filed: **Jan. 6, 1992**

[52] U.S. Cl. **D21/212**

[58] Field of Search **D21/212, 213; 273/73 R, 273/73 C, 73 G, 73 H, 73 J, 73 F, 75**

3,711,092 1/1973 Hogue 273/67 R X
 4,213,608 7/1980 Krishnan 273/73 R X
 4,861,029 8/1989 Takatsuka 273/73 R X

Primary Examiner—Terry A. Pfeffer
Attorney, Agent, or Firm—Haugen and Nikolai

[57] CLAIM

The ornamental design for a ball racket, as shown and described.


DESCRIPTION

FIG. 1 is a perspective view of a ball racket showing my new design;
 FIG. 2 is a front view thereof;
 FIG. 3 is a rear view thereof;
 FIG. 4 is a side view thereof;
 FIG. 5 is a top view thereof; and,
 FIG. 6 is a bottom view thereof.

[56] **References Cited**

U.S. PATENT DOCUMENTS

D. 283,240 4/1986 Melby D21/212
 314,801 2/1991 McMahon .
 1,536,255 5/1925 Beal D21/212 X






Fig. 1



Fig. 5



Fig. 6




Fig. 2



Fig. 4

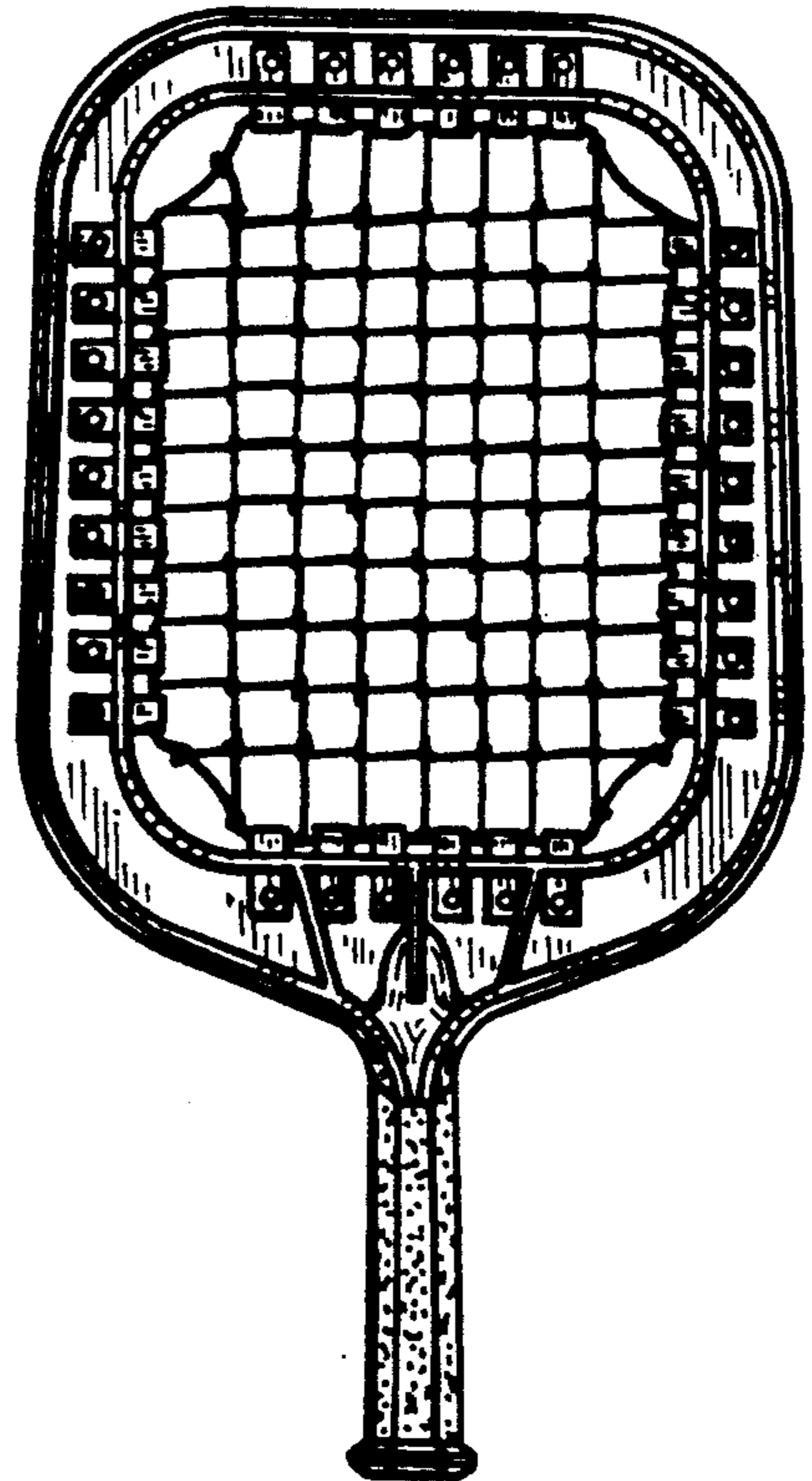


Fig. 3