



US00D339391S

**United States Patent** [19]  
**Remlinger**

[11] **Patent Number: Des. 339,391**

[45] **Date of Patent: \*\* Sep. 14, 1993**

[54] **TOY FIGURE**

[76] **Inventor: Scott R. Remlinger, 4134 Scone Ave., Houston, Tex. 77084**

[\*\*] **Term: 14 Years**

[21] **Appl. No.: 758,816**

[22] **Filed: Sep. 12, 1991**

[52] **U.S. Cl. .... D21/171; D21/157; D21/174**

[58] **Field of Search ..... D21/171, 174, 157, 166; D11/160; 446/368, 268, 376**

[56] **References Cited**

**U.S. PATENT DOCUMENTS**

D. 53,450	6/1919	Kelman .....	D21/169
D. 83,958	4/1931	De Huff .....	D21/171
D. 250,901	1/1979	Effler .....	D21/166
D. 256,934	9/1980	Jones et al. ....	D21/150 X
D. 309,333	7/1990	Foster .....	D21/166
D. 311,762	10/1990	Chenevert .....	D21/166

4,571,206	2/1986	Mayer .....	446/330
4,623,318	11/1986	Tsiknopoulos .....	446/330
4,689,033	8/1987	Droller .....	446/330

*Primary Examiner*—Bernard Ansher  
*Assistant Examiner*—Lucy Lieberman  
*Attorney, Agent, or Firm*—Terry M. Gernstein

[57] **CLAIM**

The ornamental design for a toy figure, as shown and described.

**DESCRIPTION**

FIG. 1 is a perspective view of a toy figure embodying my new design;  
FIG. 2 is a front elevational view of the toy figure shown with the hands in an alternate position;  
FIG. 3 is a rear elevational view of FIG. 2;  
FIG. 4 is a left side elevational view of FIG. 2;  
FIG. 5 is a right side elevational view of FIG. 2;  
FIG. 6 is a top plan view of FIG. 1; and,  
FIG. 7 is a bottom plan view of FIG. 1.






FIG.1



FIG.6




FIG.7




FIG. 2




FIG. 3




FIG. 4



FIG. 5