



US00D339382S

# United States Patent [19]

[11] Patent Number: Des. 339,382

Roberts

[45] Date of Patent: \*\* Sep. 14, 1993

[54] DOOR KNOB HANGER FOR DISPLAYING MESSAGES

[76] Inventor: Sally L. Roberts, 872 Campbell Ave., Calumet City, Ill. 60409

[\*\*] Term: 14 Years

[21] Appl. No.: 881,889

[22] Filed: May 12, 1992

[52] U.S. Cl. .... D20/42

[58] Field of Search ..... D20/10, 40, 41, 42, D20/44, 99; 40/1, 124, 124.1, 124.2, 124.4, 299, 310, 331; D2/610, 611, 622, 605

[56] **References Cited**

**U.S. PATENT DOCUMENTS**

D. 18,444	7/1888	Kayser .....	D2/610
D. 329,468	9/1992	Hatt .....	D20/42
1,276,735	8/1918	Devney .....	40/331
1,984,559	12/1934	Wilcox .....	40/331
4,862,617	9/1989	Cooke, Jr. et al. ....	40/331

Primary Examiner—Wallace R. Burke  
Assistant Examiner—Marcus Jackson  
Attorney, Agent, or Firm—Potthast & Ring

[57] **CLAIM**

The ornamental design for a door knob hanger for displaying messages, as shown and described above.

**DESCRIPTION**

FIG. 1 is a perspective view of a door knob hanger for displaying messages;

FIG. 2 is a front plan view thereof;

FIG. 3 is a top end elevational view thereof;

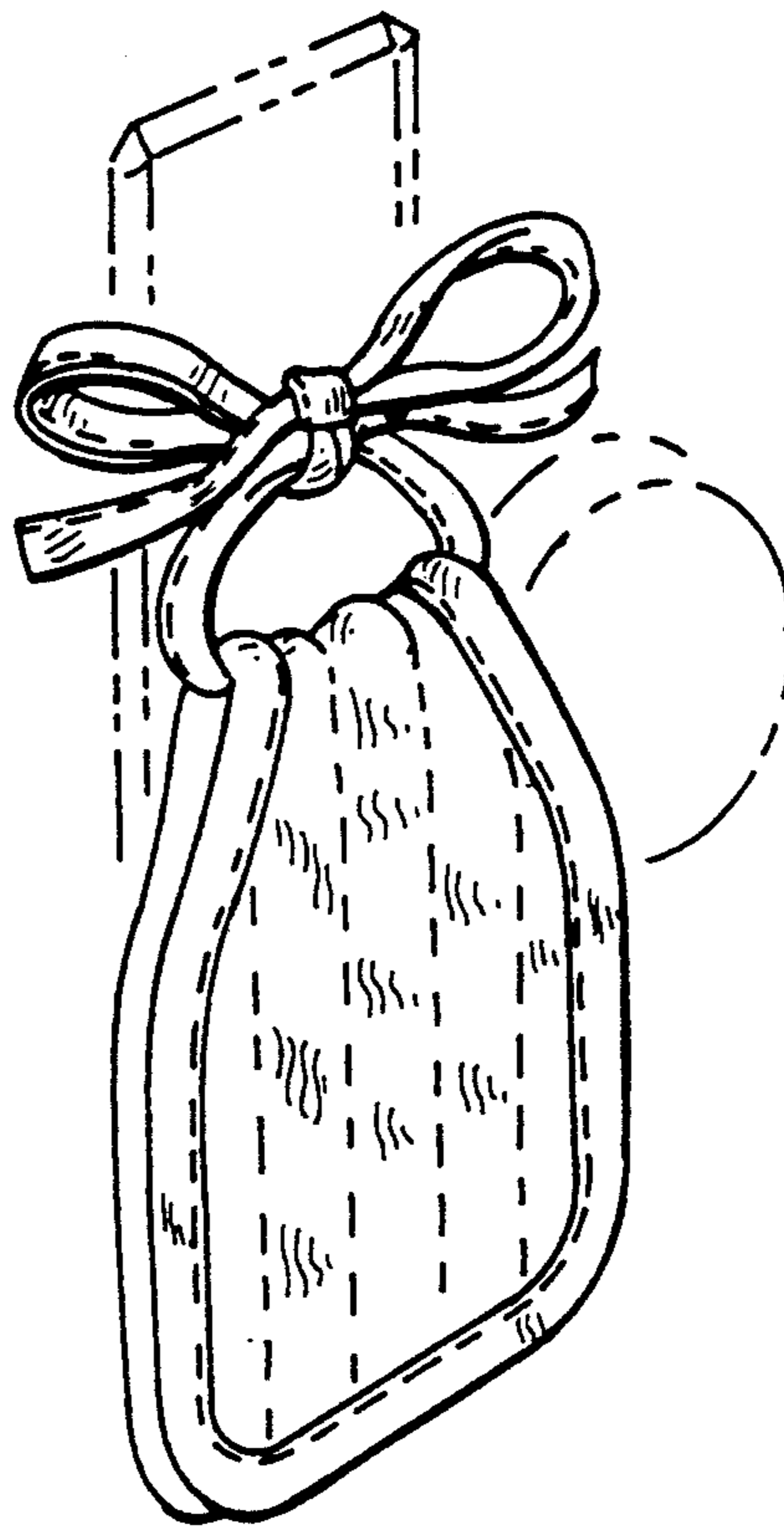
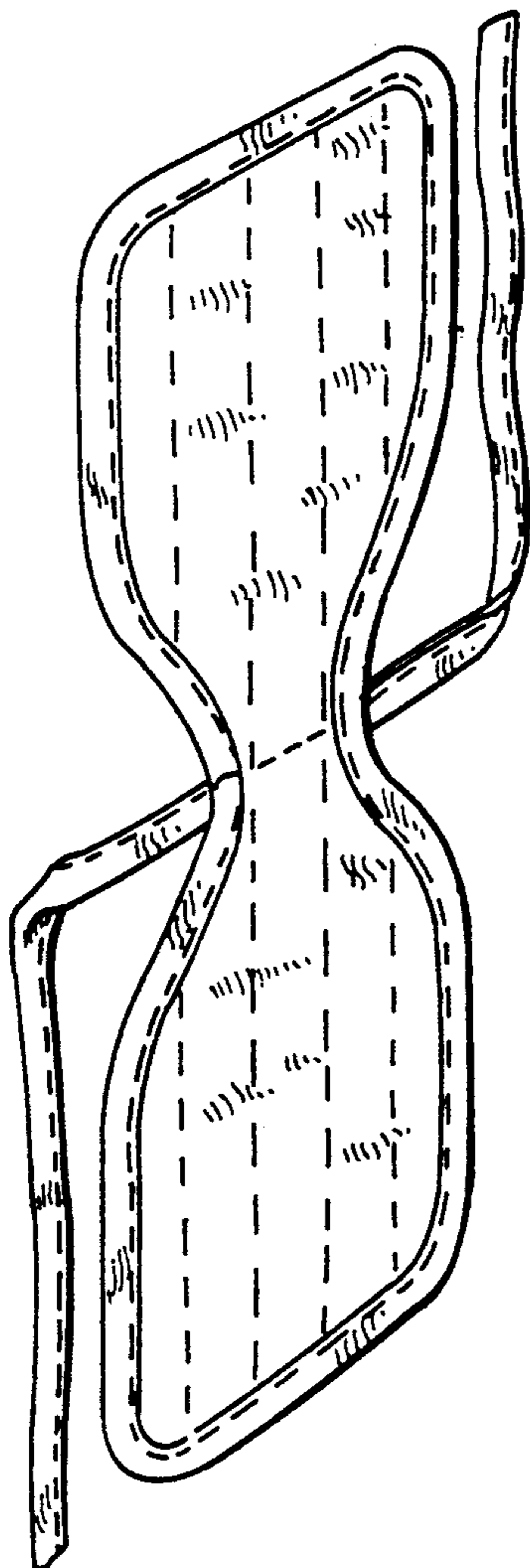
FIG. 4 is a bottom end elevational view thereof;

FIG. 5 is a left side elevational view thereof;

FIG. 6 is a right side elevational view thereof;

FIG. 7 is a rear plan view thereof; and,

FIG. 8 is a perspective view of a door knob hanger for displaying messages, showing my new design in use position; the broken line showing a door knob apparatus is for illustrative purposes only and forms no part of the claimed design.



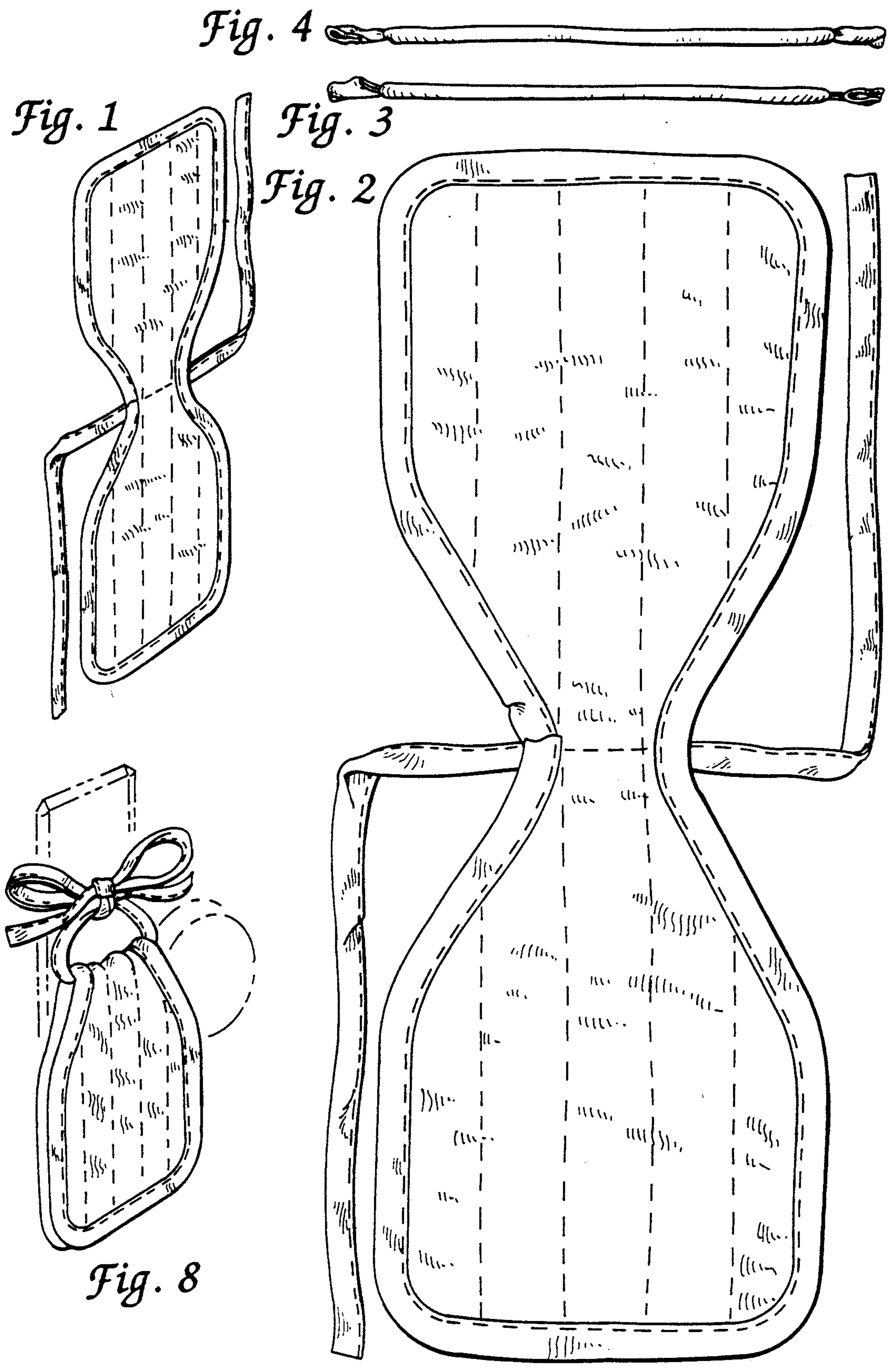


Fig. 5 Fig. 6

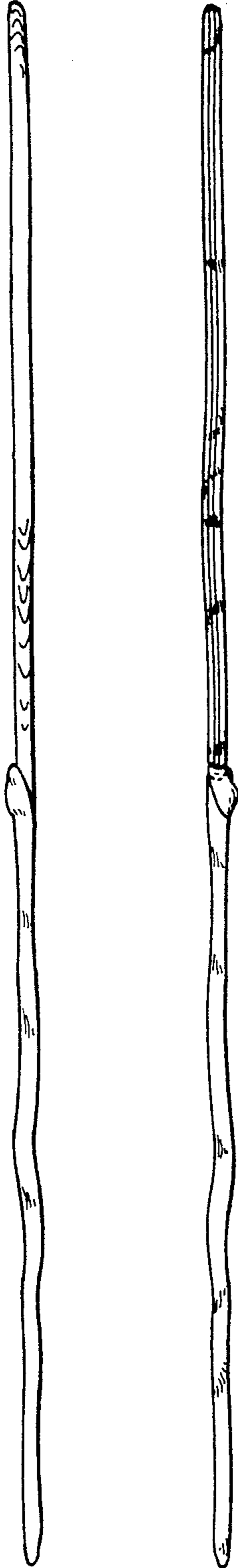


Fig. 7

