



US00D339375S

United States Patent [19]

[11] Patent Number: **Des. 339,375**

Kijmedee

[45] Date of Patent: **** Sep. 14, 1993**

[54] **COMBINED PERPETUAL CALENDAR AND WALL DISPLAY UNIT**

[76] Inventor: **Pramuan Kijmedee, 107/635 Latphrao Rd., Bangkok, Thailand**

[**] Term: **14 Years**

[21] Appl. No.: **873,089**

[22] Filed: **Apr. 22, 1992**

[52] U.S. Cl. **D19/21; D19/26; D6/571**

[58] Field of Search **D20/10, 27, 39, 40, D20/43; D19/20, 21, 22, 23, 24, 25; D6/567, 569, 570, 571, 574; 40/107, 110, 118, 119, 120, 122; 211/87, 88, 90; 108/59, 60, 91, 92, 101**

[56] **References Cited**

U.S. PATENT DOCUMENTS

D. 161,627	1/1951	Haworth	D6/571
D. 233,073	10/1974	Peters	D19/21
D. 242,677	12/1976	Milligan	D6/571
D. 274,535	7/1984	Hicks	D19/20
D. 282,226	1/1986	Branciforti	D6/571 X

D. 308,224	5/1990	Blacker	D19/21
D. 309,390	7/1990	Smith	D6/571
862,841	8/1907	Newport	D6/567 X
3,274,716	9/1966	Wolpin	40/107
3,340,636	9/1967	Enk	40/121
4,423,562	1/1984	Nichols	110/107
4,472,892	9/1984	Yang	40/107

Primary Examiner—Nelson C. Holtje
Assistant Examiner—Martha Thompson
Attorney, Agent, or Firm—Price, Gess & Ubell

[57] CLAIM

The ornamental design for an combined perpetual calendar and wall display unit, as shown and described.

DESCRIPTION

FIG. 1 is a front side perspective view of the combined perpetual calendar and wall display unit showing the new design;

FIG. 2 is a front elevational view thereof;

FIG. 3 is a left side elevational view thereof;

FIG. 4 is a top plan view thereof;

FIG. 5 is a bottom plan view thereof; and,

FIG. 6 is a rear elevational view thereof.




FIG. 1




FIG. 2

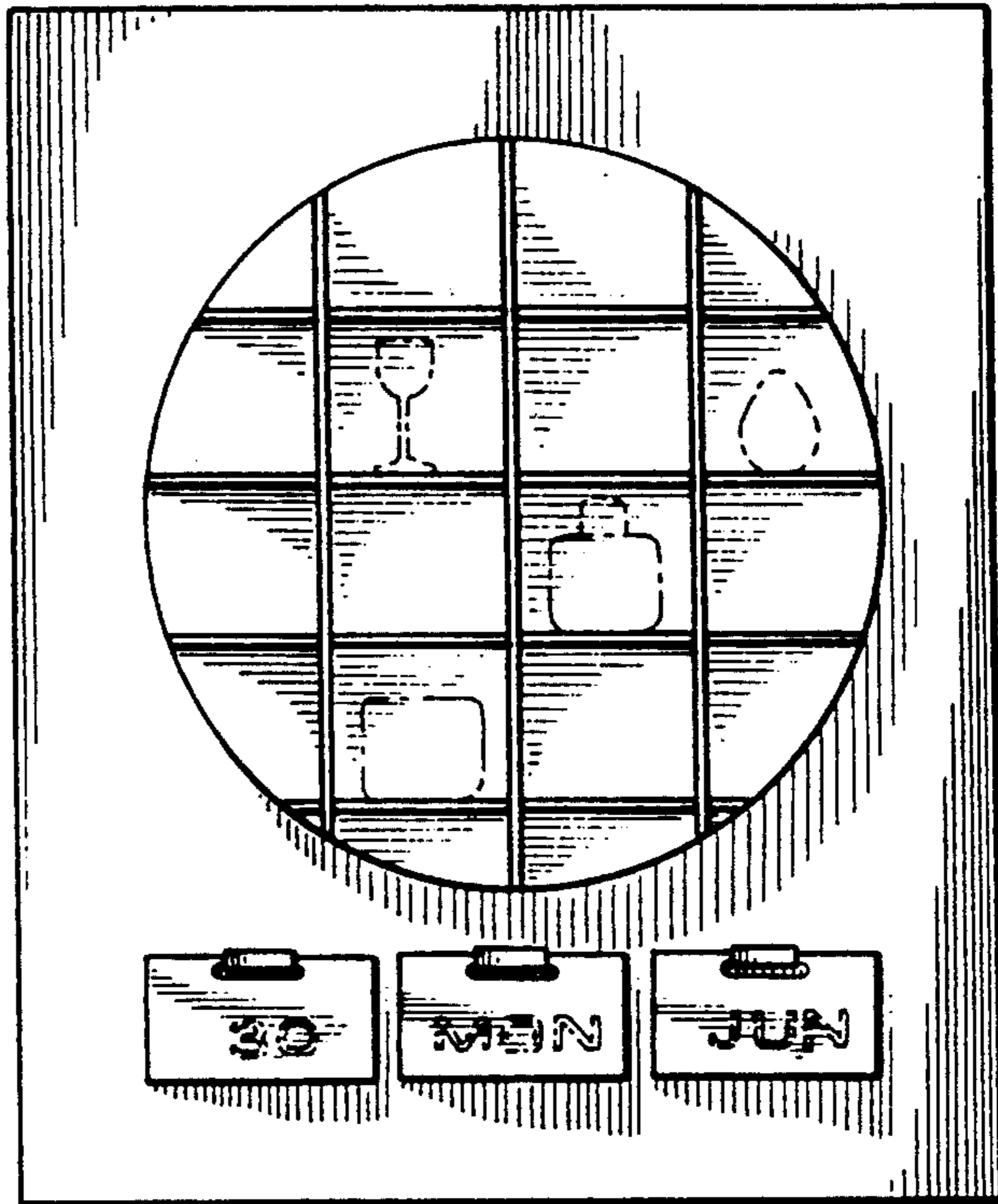


FIG. 3




FIG. 6

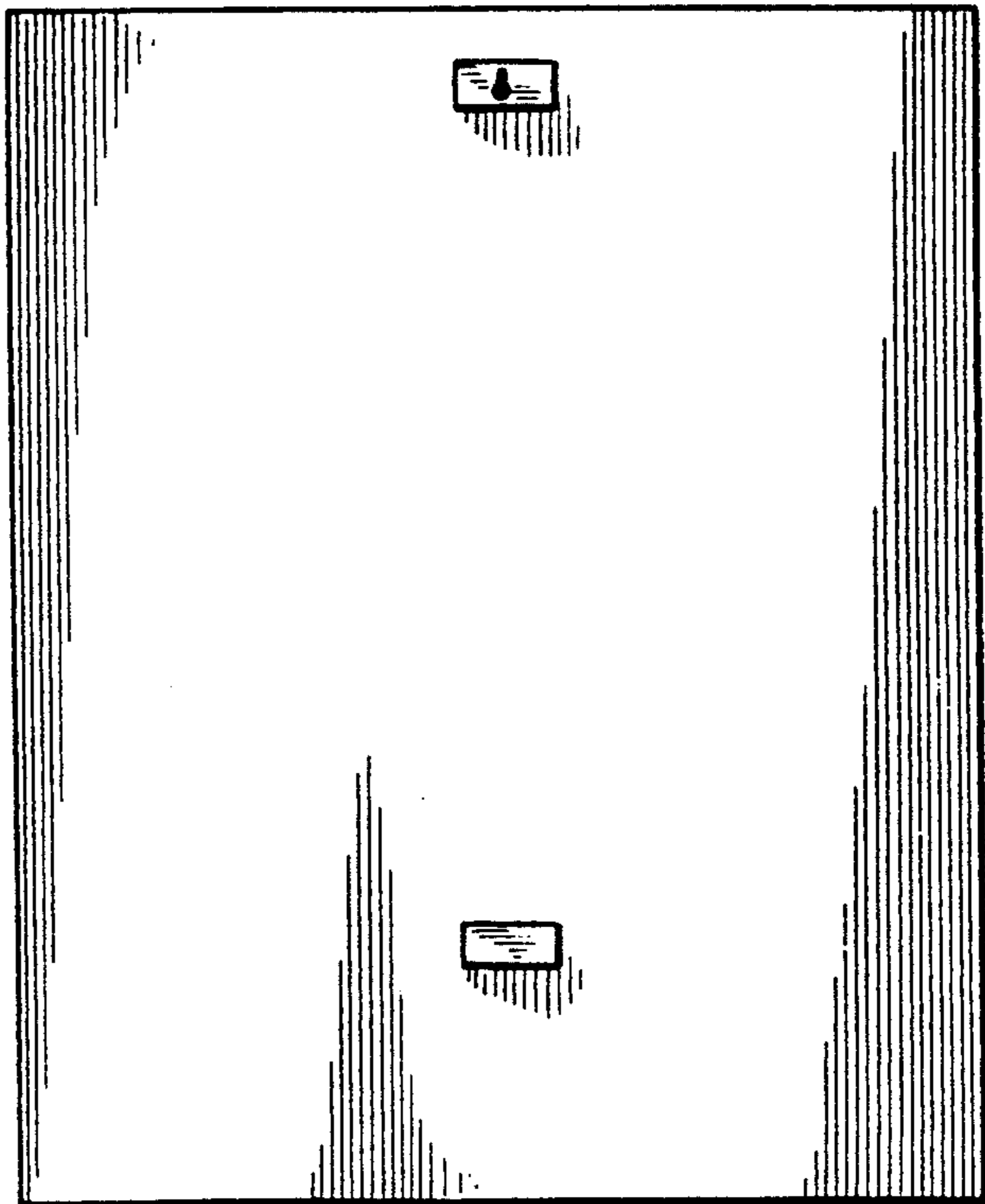


FIG. 4

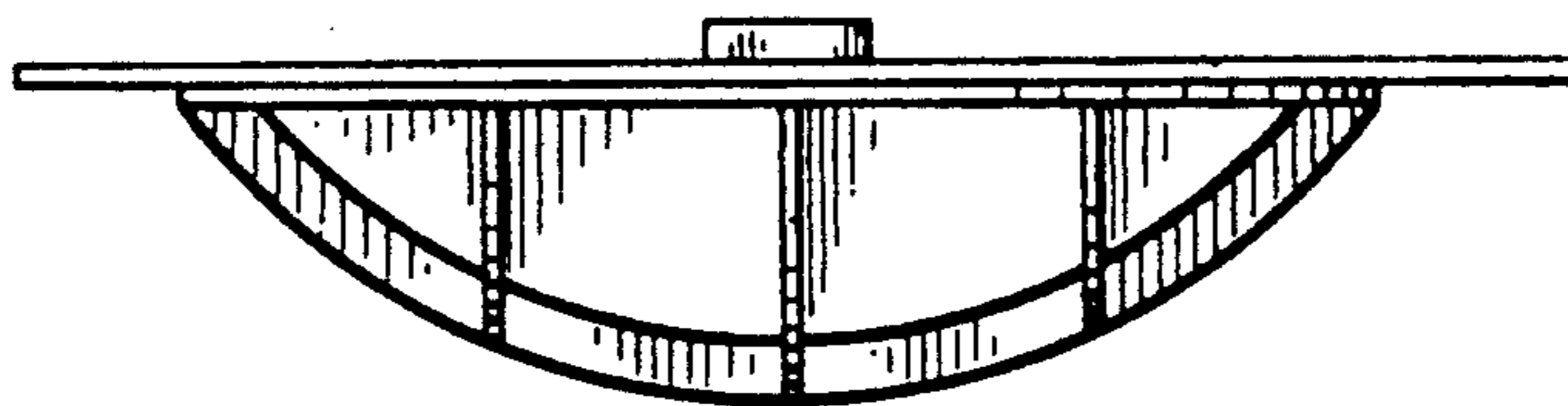


FIG. 5

