



US00D339369S

# United States Patent [19]

Iwanaga

[11] Patent Number: Des. 339,369

[45] Date of Patent: \*\* Sep. 14, 1993

[54] **AUTOMATIC LETTERING MACHINE**

[75] Inventor: Tetsuya Iwanaga, Tokyo, Japan

[73] Assignee: Mutoh Industries Ltd., Tokyo, Japan

[\*\*] Term: 14 Years

[21] Appl. No.: 586,977

[22] Filed: Sep. 24, 1990

[30] **Foreign Application Priority Data**

Apr. 5, 1990 [JP] Japan ..... 2-11708

[52] U.S. Cl. .... D18/14

[58] Field of Search ..... D14/100, 105, 115;  
D18/56, 57, 7, 11, 12, 50, 14, 19, 52, 54, 55;  
400/120, 120 HH, 88, 615.2; D19/40

[56] **References Cited**

**U.S. PATENT DOCUMENTS**

D. 284,192 6/1986 Lindhé ..... D14/100  
4,859,093 8/1989 Plotnick ..... 400/120  
5,015,324 5/1991 Goodwin et al. .... 400/120

5,024,541 6/1991 Tsukada et al. .... 400/120 HH  
5,111,216 5/1992 Richardson et al. .... 400/88

**FOREIGN PATENT DOCUMENTS**

0161567 7/1987 Japan ..... 400/120 HH

*Primary Examiner*—A. Hugo Word

*Assistant Examiner*—Cathy Anne MacCormac

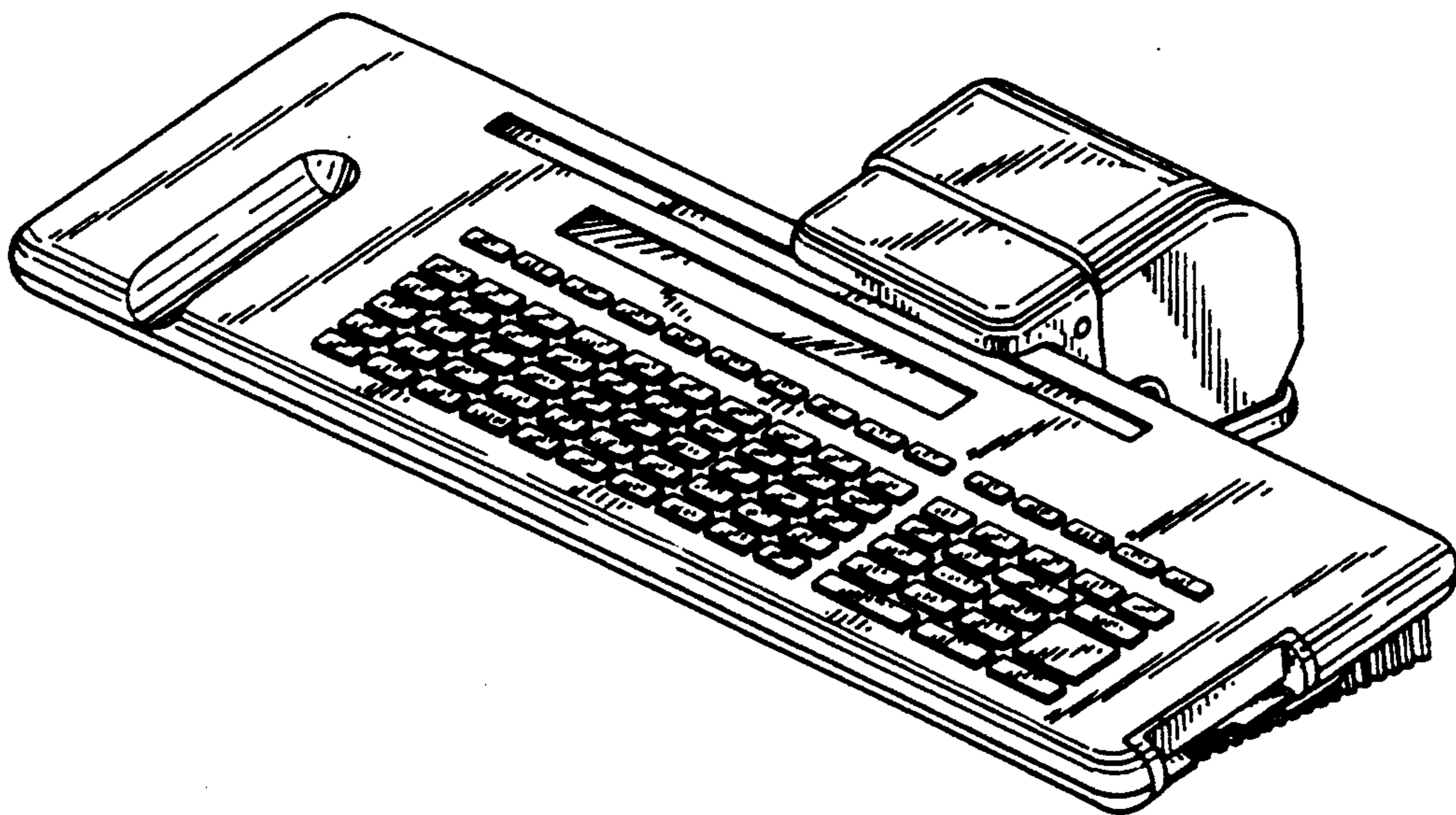
*Attorney, Agent, or Firm*—Wenderoth, Lind & Ponack

[57] **CLAIM**

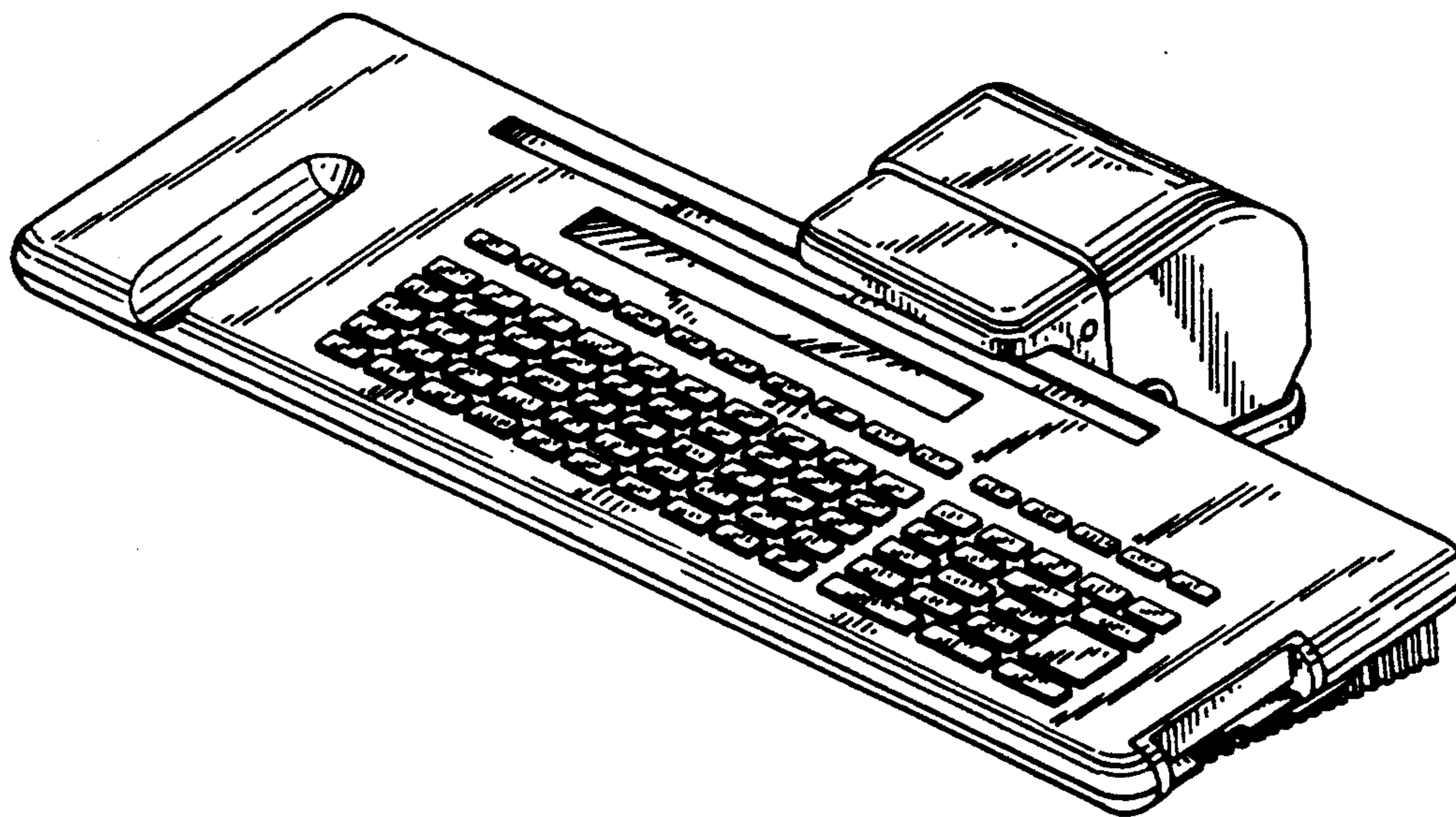
The ornamental design for an automatic lettering machine, as shown.

**DESCRIPTION**


FIG. 1 is a perspective view of an automatic lettering machine showing my new design;  
FIG. 2 is a front elevational view thereof;  
FIG. 3 is a top plan view thereof;  
FIG. 4 is a right side elevational view thereof;  
FIG. 5 is a left side elevational view thereof;  
FIG. 6 is a rear elevational view thereof; and,  
FIG. 7 is a bottom plan view thereof.



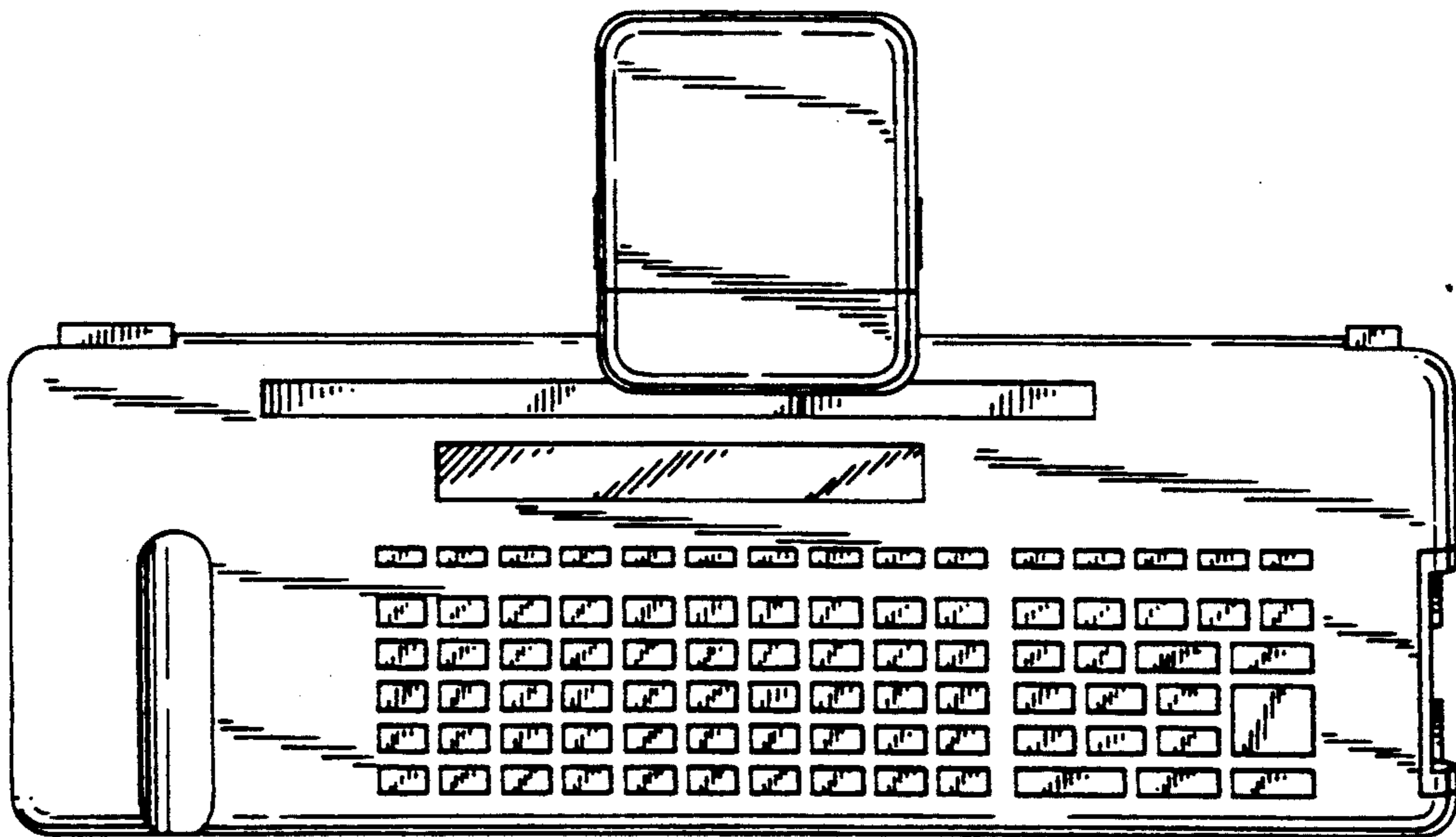
*FIG. 1*




*FIG. 2*




*FIG. 3*




*FIG. 4*



**FIG. 5**



**FIG. 6**



**FIG. 7**

