



US00D339364S

United States Patent [19] Bollé

[11] Patent Number: **Des. 339,364**
[45] Date of Patent: **** Sep. 14, 1993**

[54] EYEGLASS INSERT FOR SPORT SUNGLASS

5,032,017 7/1991 Bollé et al. 351/116
5,080,475 1/1992 Ferron 351/57

[75] Inventor: **Maurice Bollé, Oyonnax, France**

[73] Assignee: **Etablissements Bollé S.N.C.,
Oyonnax, France**

[**] Term: **14 Years**

[21] Appl. No.: **761,621**

[22] Filed: **Sep. 18, 1991**

[52] U.S. Cl. **D16/123**

[58] Field of Search **D16/102, 101, 107, 111-112,
D16/114-116, 121, 123; D29/8, 9; 2/439-440,
444, 449, 451; 351/44, 57, 87, 103, 158**

[56] **References Cited**

U.S. PATENT DOCUMENTS

D. 293,450	12/1987	Janard	D16/102
D. 319,066	8/1991	Bollé	D16/102
D. 320,400	10/1991	Hodges	D16/102
D. 322,081	12/1991	Bollé	D16/102
D. 331,766	12/1992	Korny	D16/123
2,617,100	11/1952	Moeller .	
3,146,295	8/1964	Roland	351/158
3,517,393	6/1970	Beauchef .	
3,531,189	9/1970	Petito .	
3,614,216	10/1971	Rosenthal	351/44
3,787,113	1/1974	Shedrow	2/444
4,023,214	5/1977	Waldherr	2/444
4,810,080	3/1989	Grendol	351/158
4,859,048	8/1989	Janard	351/159
4,930,163	6/1990	King	2/444
5,012,527	5/1991	Michel	2/9

FOREIGN PATENT DOCUMENTS

2049430	3/1971	France .
2087403	12/1971	France .
2302718	10/1977	France .
1378839-A	3/1988	U.S.S.R. .
517153	5/1946	United Kingdom .

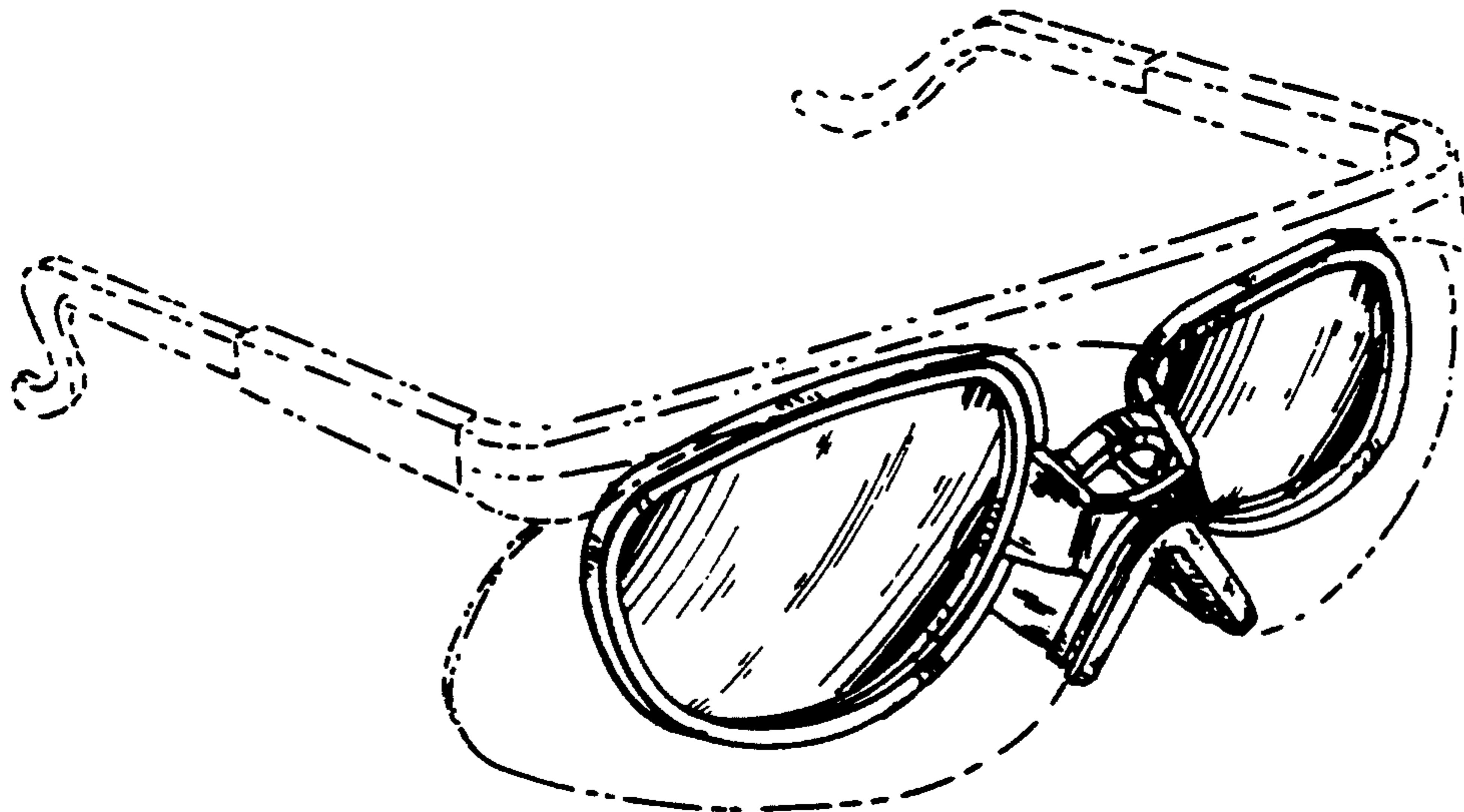
Primary Examiner—Bernard Ansher
Assistant Examiner—R. Barkai
Attorney, Agent, or Firm—Gregg I. Anderson

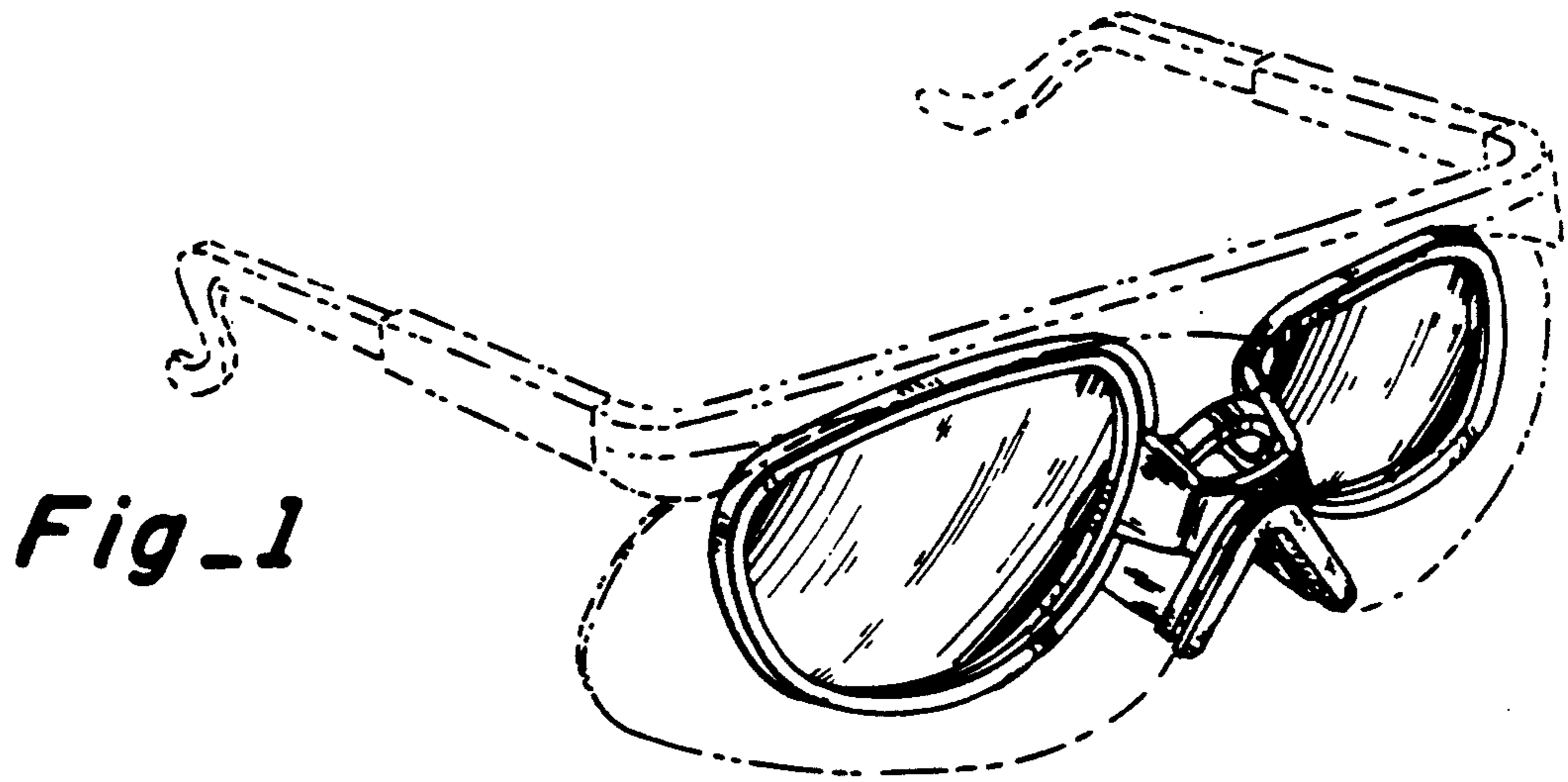
[57] CLAIM

An ornamental design for eyeglass insert for sport sunglasses, as shown.

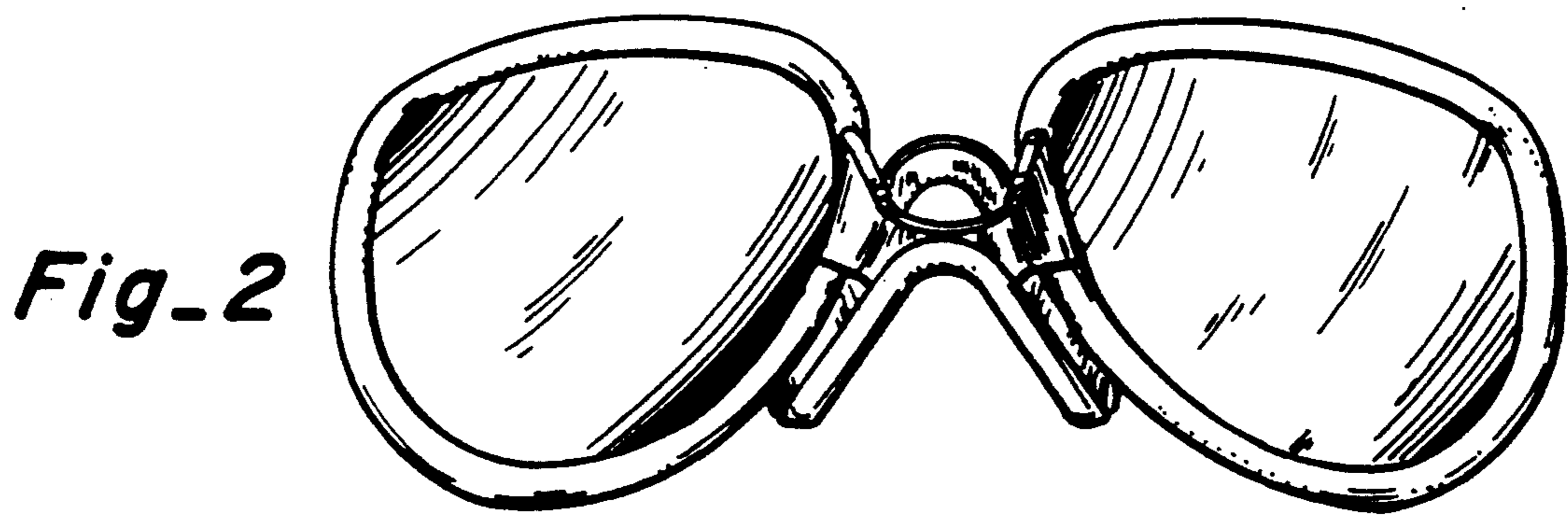
DESCRIPTION

FIG. 1 is a perspective view of an eyeglass insert for mounting prescription lenses, said insert connected to a pair of sport sunglasses, said sport sunglasses shown in dotted line;
FIG. 2 is a front elevation view of the design shown in FIG. 1;
FIG. 3 is a rear elevational view of the design shown in FIG. 1;
FIG. 4 is a side elevational view of the design shown in FIG. 1;
FIG. 5 is a top plan view of the design shown in FIG. 1; and,
FIG. 6 is a bottom plan view of the design shown in FIG. 1.

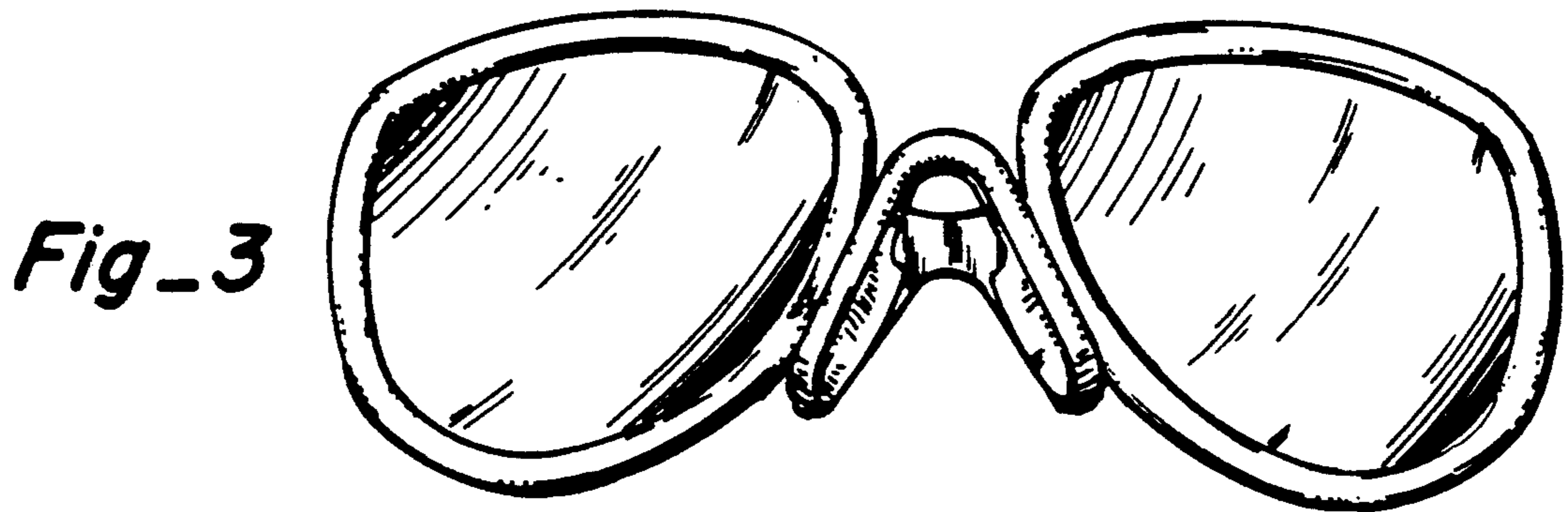




Fig_1





Fig_2




Fig_3

Fig_4



Fig_5



Fig_6