



US00D339354S

United States Patent [19]

[11] Patent Number: **Des. 339,354**

Brunson

[45] Date of Patent: **** Sep. 14, 1993**

[54] **SAN-GUARD TELEPHONE HAND-SET**

[76] Inventor: **Winston C. Brunson**, 855 Linden Blvd., Apt. 4-B, Brooklyn, N.Y. 11203

[**] Term: **14 Years**

[21] Appl. No.: **788,720**

[22] Filed: **Nov. 6, 1991**

[52] U.S. Cl. **D14/248**

[58] Field of Search **D14/240, 241, 248, 138, D14/140, 142, 147, 148, 199, 151, 150; 379/58, 59, 60, 433, 438, 435**

D. 330,023 10/1992 Kikuchi et al. **D14/248 X**
4,881,256 11/1989 Malekos **D14/249 X**

Primary Examiner—Alan P. Douglas
Assistant Examiner—Jeffrey Asch
Attorney, Agent, or Firm—Richard L. Miller

[57] CLAIM

The ornamental design for sani-guard telephone hand-set, as shown and described.

DESCRIPTION

FIG. 1 is a top elevational view showing my new design for a sani-guard telephone hand-set;
FIG. 2 is a front elevational view taken in the direction of arrow 2 in FIG. 1;
FIG. 3 is a left side elevational view taken in the direction of arrow 3 in FIG. 2, the right side being a mirror image thereof;
FIG. 4 is a rear elevational view taken in the direction of arrow 4 in FIG. 3; and,
FIG. 5 is a bottom elevational view taken in the direction of arrow 5 in FIG. 2.

[56] References Cited U.S. PATENT DOCUMENTS

D. 245,602	8/1977	Genaro et al.	D14/248
D. 291,199	8/1987	Watanabe	D14/138 X
D. 292,513	10/1987	Gilberton	D14/147
D. 293,442	12/1987	Richardson	D14/248
D. 294,500	3/1988	Drakulovic et al.	D14/248
D. 317,612	6/1991	Dalton	D14/248

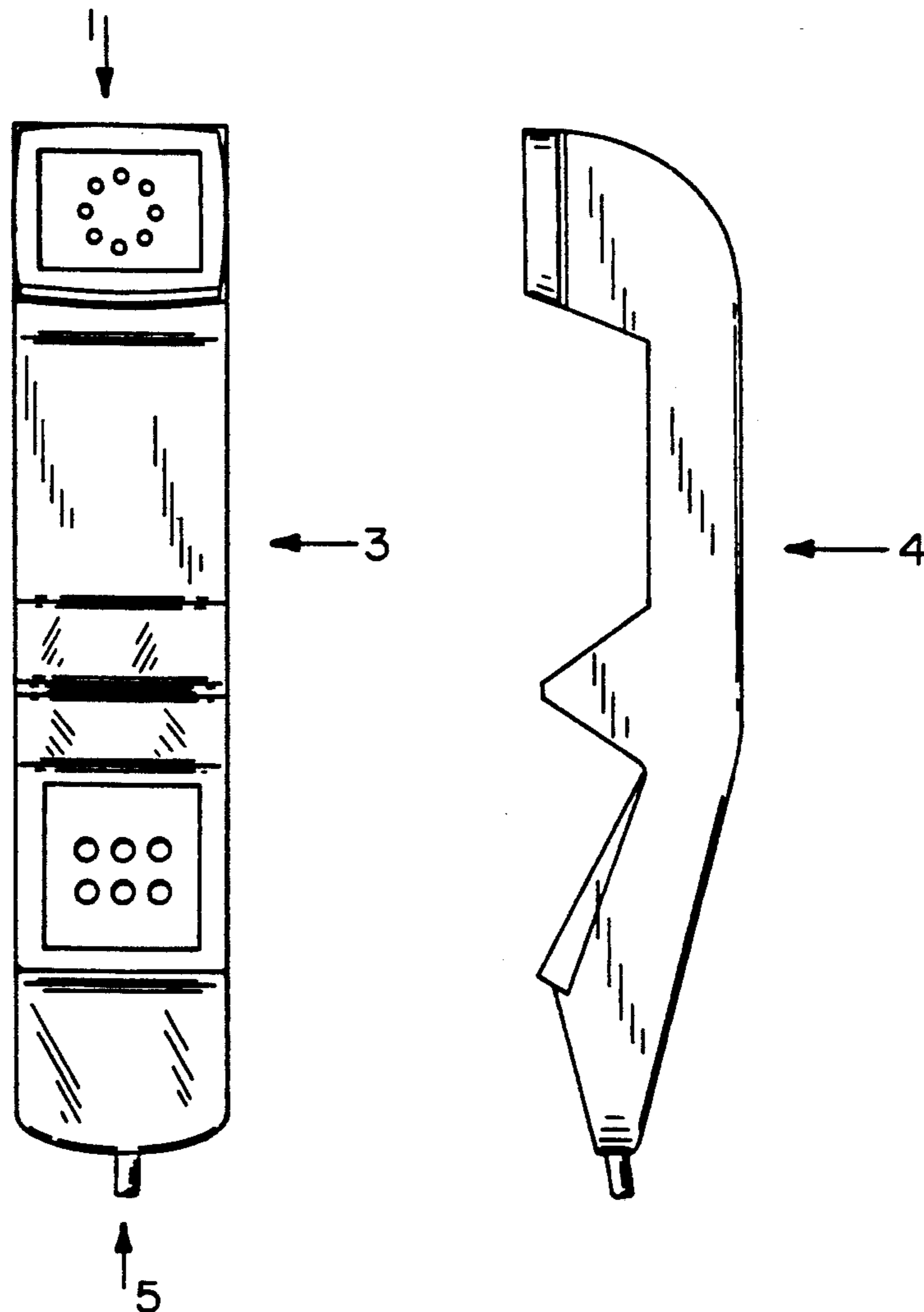


FIG. 1



FIG. 2

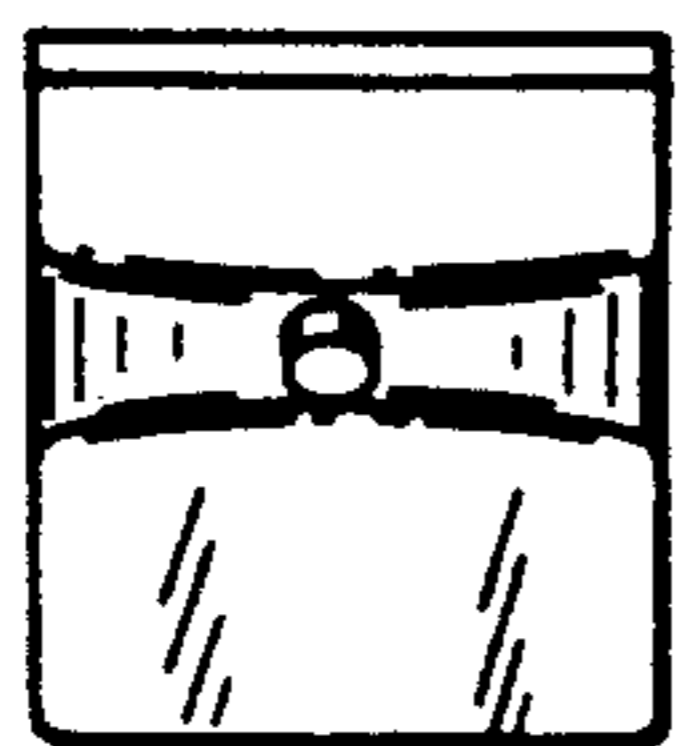
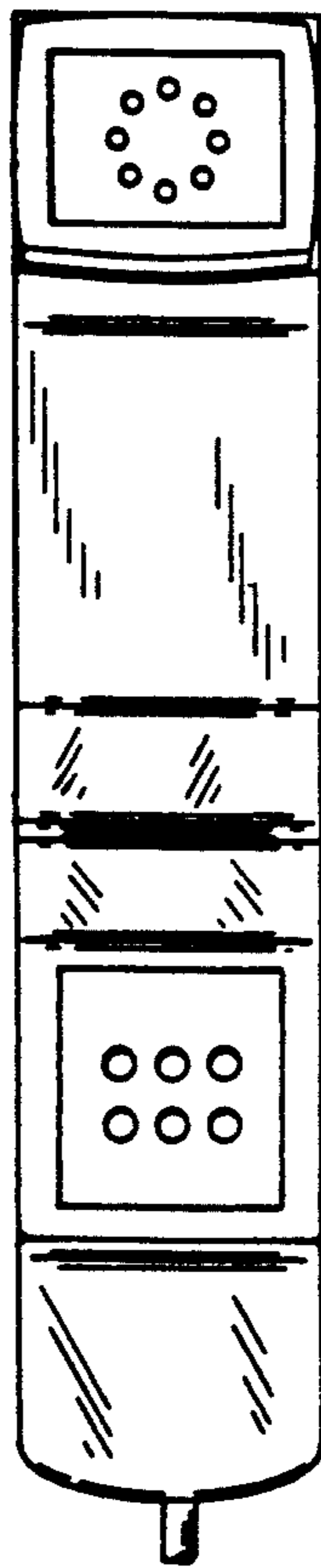


FIG. 3

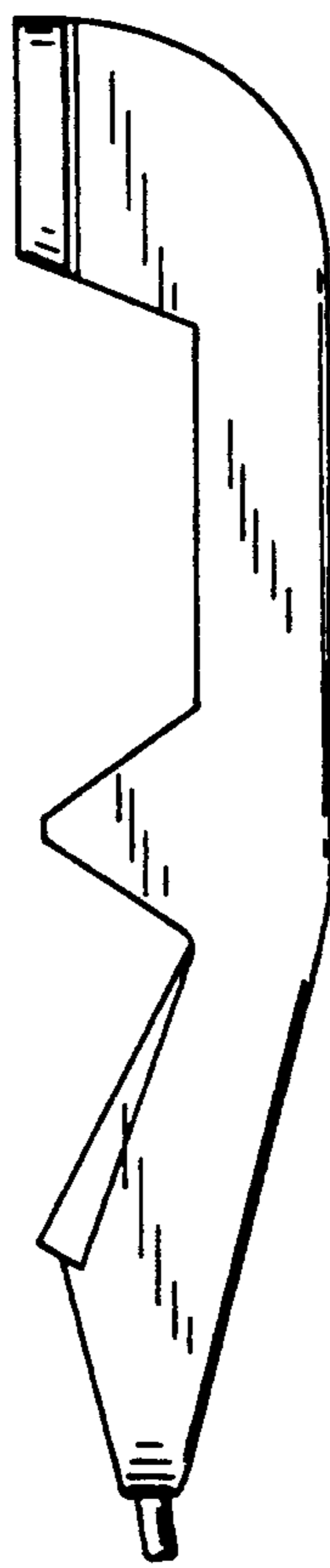


FIG. 4




FIG. 5