



US00D339353S

# United States Patent [19]

[11] Patent Number: Des. 339,353

Betheil

[45] Date of Patent: \*\* Sep. 14, 1993

## [54] PHONE HOME DIALER

[75] Inventor: Stephen M. Bethel, Clarksburg, N.J.

[73] Assignee: Nimrod International Sales Co., Inc., Clarksburg, N.J.

[\*\*] Term: 14 Years

[21] Appl. No.: 751,214

[22] Filed: Aug. 28, 1991

[52] U.S. Cl. .... D14/245; D18/2

[58] Field of Search ..... D14/138, 140, 141, 142, D14/240, 243, 244, 245, 246, 251, 256, 100, 114-116; D3/61-64; D18/2, 7; 379/441, 442, 444, 447, 456, 457, 418

## [56] References Cited

### U.S. PATENT DOCUMENTS

D. 269,267	6/1983	Brown	.....	D14/243
D. 308,381	6/1990	Dehnert	.....	D14/245
D. 319,347	8/1991	Van Lanningham, Jr. et al.	...	D3/62
D. 319,804	9/1991	Johnson et al.	.....	D3/62 X

## OTHER PUBLICATIONS

Hong Kong Enterprise Mar., 1989 p. 593.  
Boston Proper, Fall, 1988, item F.  
Hong Kong Enterprise Mar., 1989, p. 225.  
1987 B.A. Dargh Catalog, p. 301.

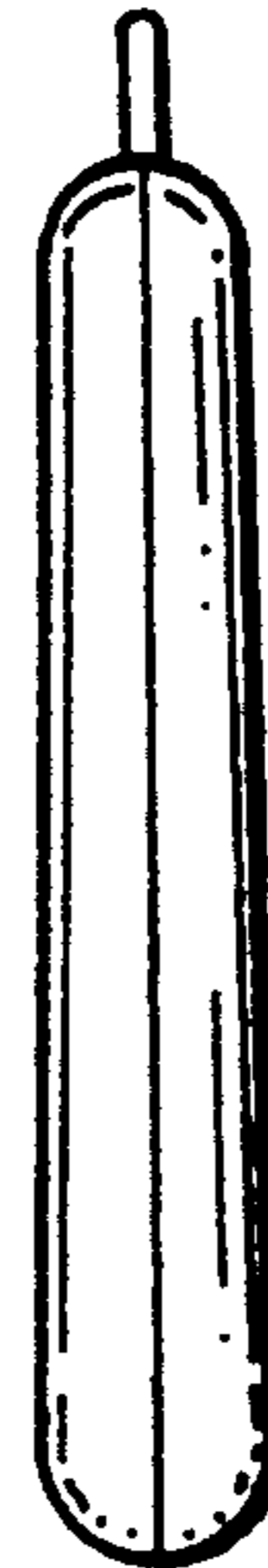

Primary Examiner—Alan P. Douglas  
Assistant Examiner—Jeffrey Asch  
Attorney, Agent, or Firm—Arthur L. Plevy

## [57] CLAIM

The ornamental design for the phone home dialer, as shown and described.

## DESCRIPTION

FIG. 1 is a front view of a phone home dialer showing my new design, the broken line showing of a chain and clip being for illustrative purposes only;  
FIG. 2 is a rear view of the phone home dialer;  
FIG. 3 is a left side view of the phone home dialer;  
FIG. 4 is a right side view of the phone home dialer;  
FIG. 5 is a top view of the phone home dialer; and,  
FIG. 6 is a bottom view of the phone home dialer.






FIG. 1

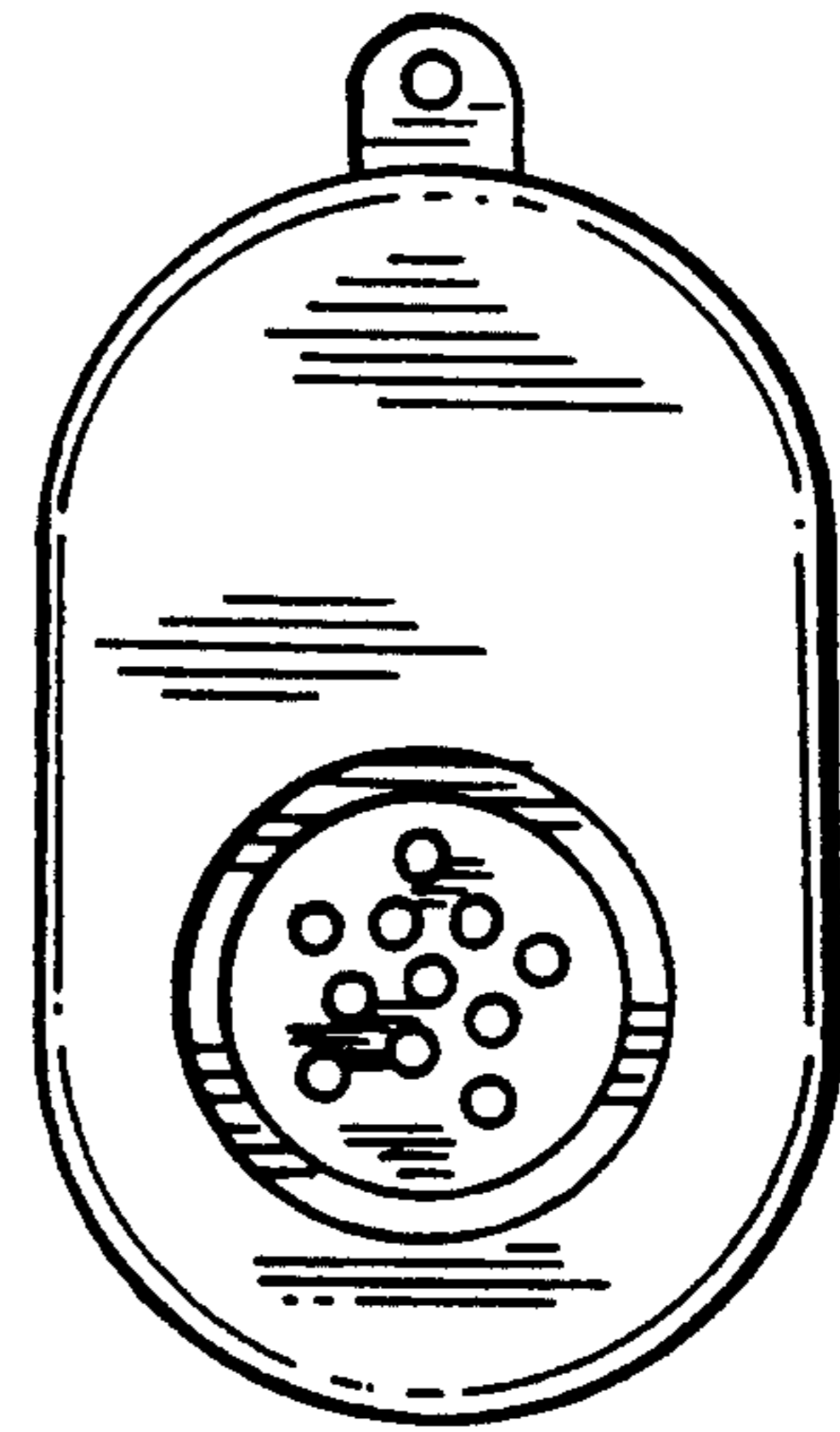


FIG. 2



FIG. 3



FIG. 4



FIG. 5




FIG. 6