



US00D339336S

United States Patent [19]

[11] Patent Number: Des. 339,336

Taylor

[45] Date of Patent: ** Sep. 14, 1993

[54] **PORTABLE TELEPHONE**

[75] Inventor: Terrance Taylor, Barrington, Ill.

[73] Assignee: Motorola, Inc., Schaumburg, Ill.

[**] Term: 14 Years

[21] Appl. No.: 894,420

[22] Filed: Jun. 5, 1992

[52] U.S. Cl. D14/138

[58] Field of Search D14/138, 137, 140, 147, D14/148, 116, 149; 379/58, 59, 66, 61, 419, 420, 428, 433, 440

[56] **References Cited**

U.S. PATENT DOCUMENTS

- D. 282,364 1/1986 Takahashi et al. D14/138
- D. 300,431 3/1989 Sube et al. D14/138
- D. 301,034 5/1989 Iujita et al. D14/138
- D. 309,301 7/1990 Soren et al. .
- D. 314,573 2/1991 Kobayashi et al. D14/138
- D. 315,346 3/1991 Nagele .

- D. 321,184 10/1991 Lolida D14/138
- D. 322,435 12/1991 Nakamachi et al. .
- D. 323,325 1/1992 Seki D14/138
- D. 327,062 6/1992 Taylor et al. D14/138
- D. 334,187 3/1993 Matsuda D14/138
- D. 334,746 4/1993 Novak D14/138
- D. 334,926 4/1993 Hunt et al. D14/138

Primary Examiner—Alan P. Douglas

Assistant Examiner—Jeffrey Asch

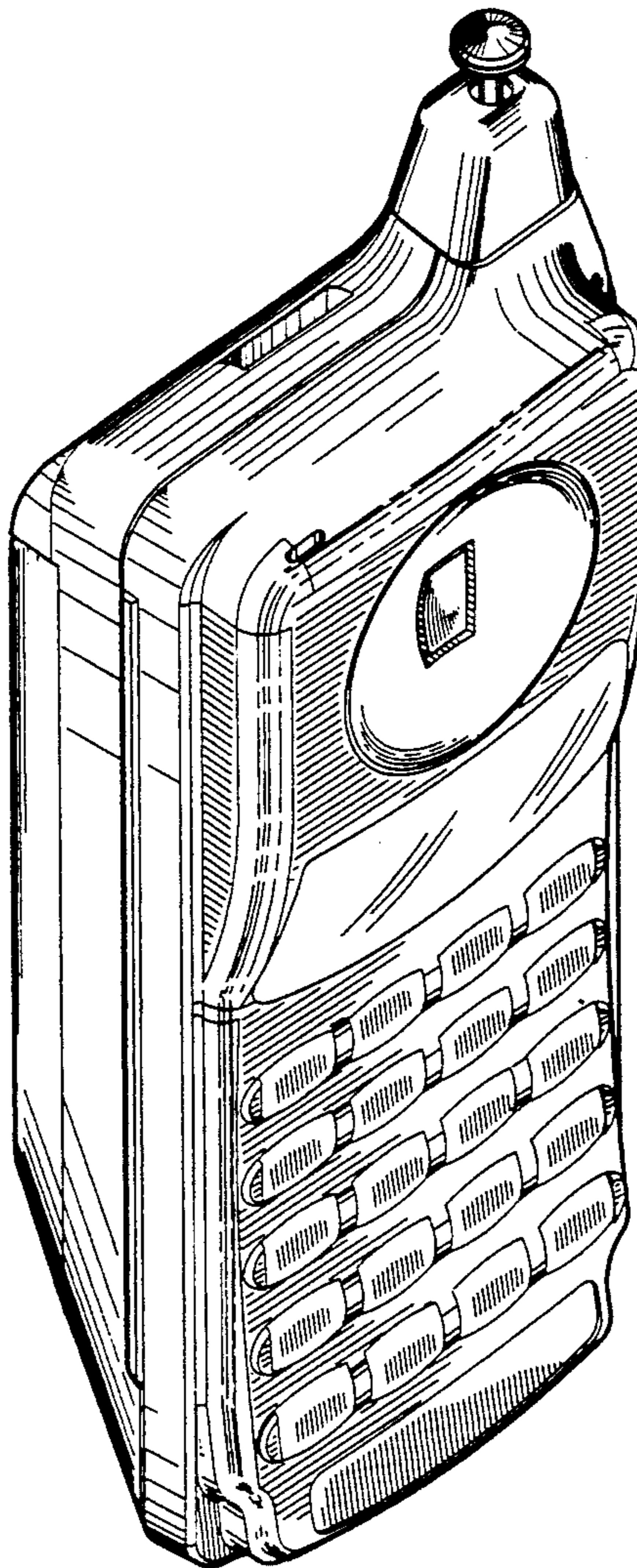
Attorney, Agent, or Firm—Kirk W. Dailey; John A. Fisher; Rolland R. Hackbart

[57] **CLAIM**

The ornamental design for a portable telephone, as shown and described.

DESCRIPTION

FIG. 1 is a front, top, and left side perspective view showing my new design for a portable telephone; FIG. 2 is a bottom plan view thereof; FIG. 3 is a rear elevational view thereof; and, FIG. 4 is a right elevational view thereof.



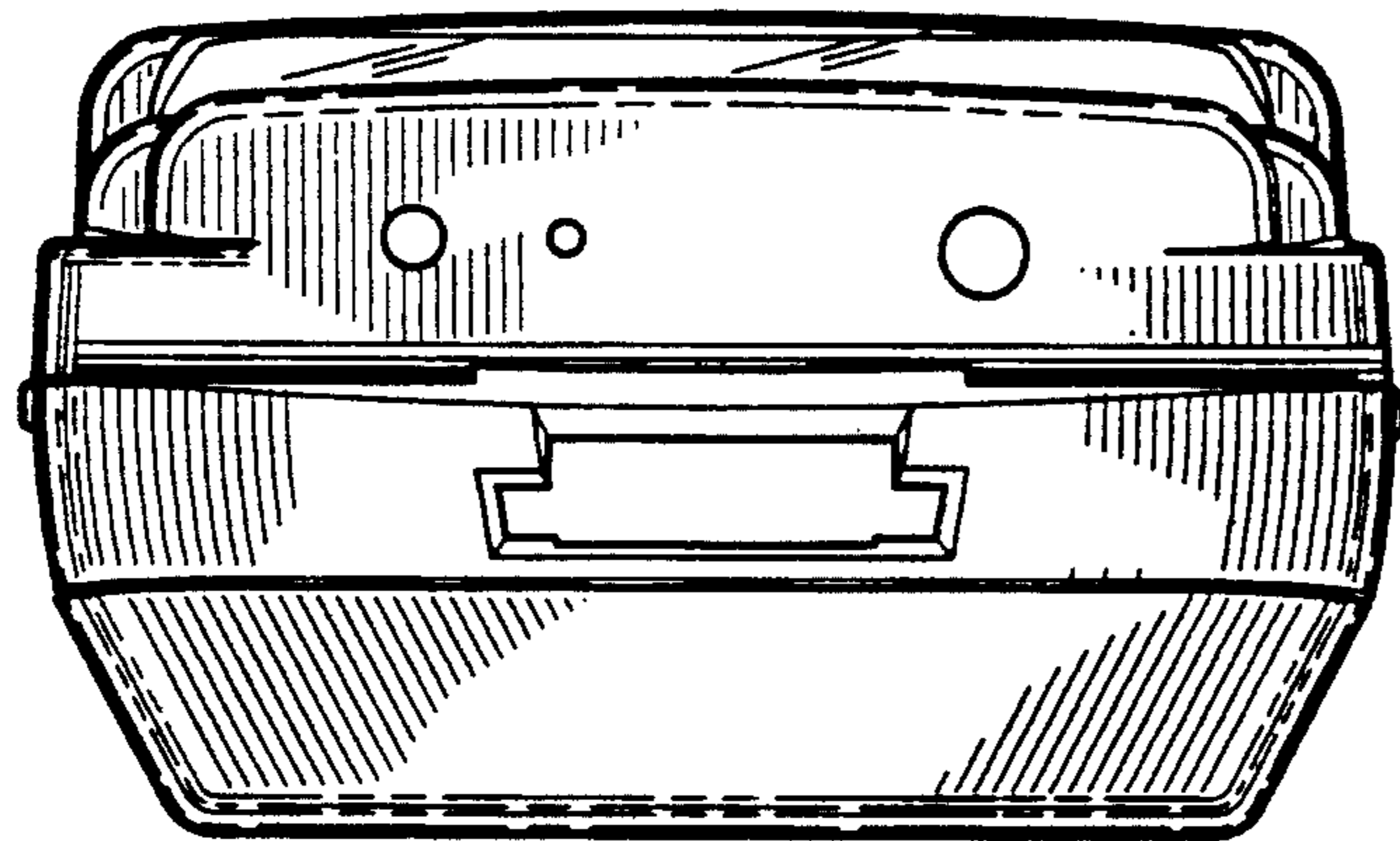


FIG. 2

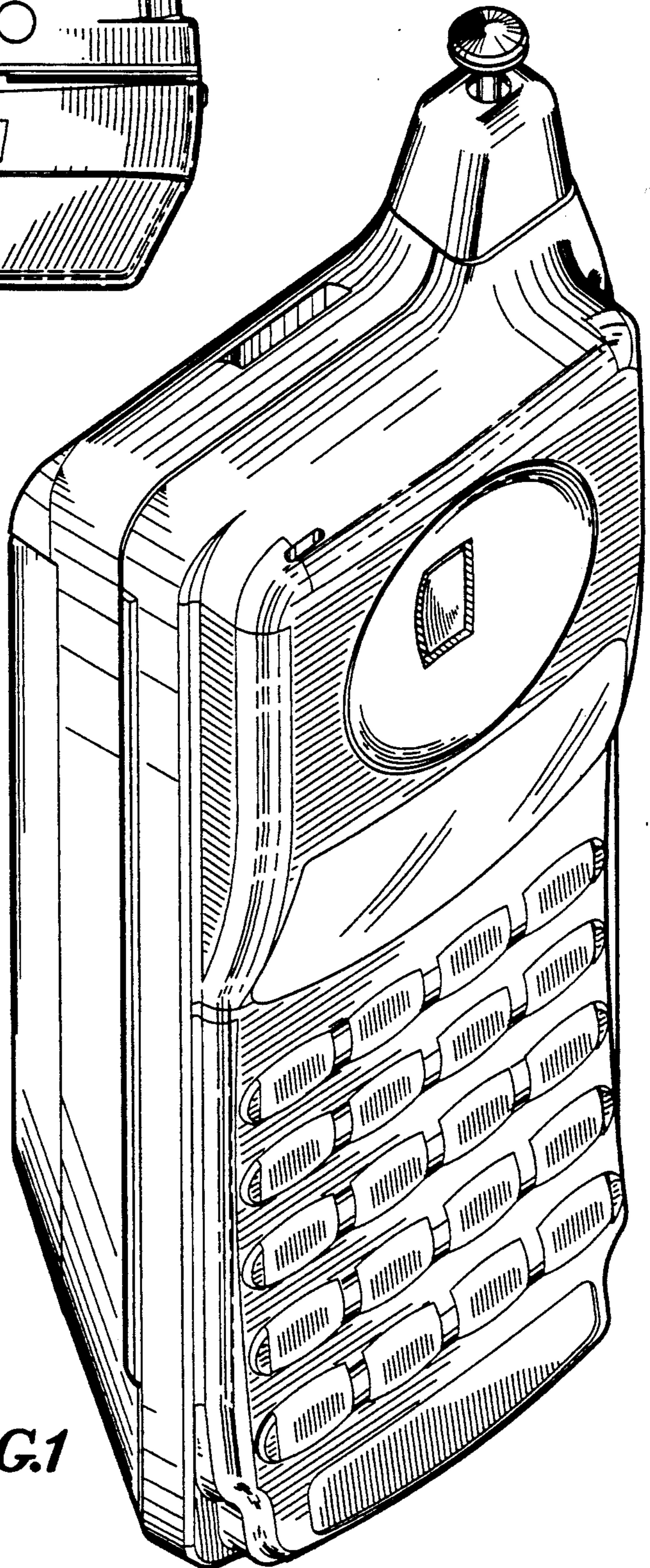


FIG. 1




FIG. 3

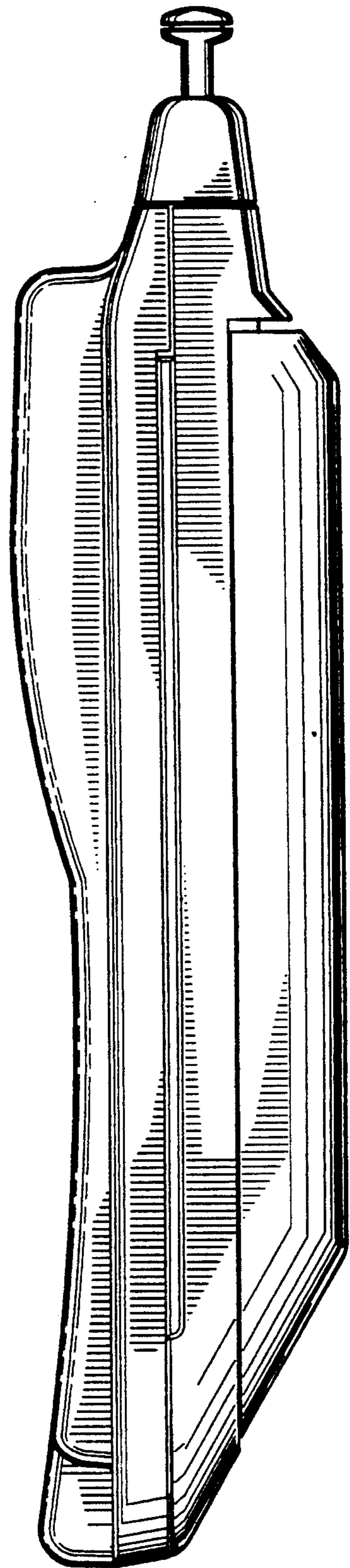


FIG. 4