



US00D339332S

United States Patent [19]

[11] Patent Number: **Des. 339,332**

Montgomery et al.

[45] Date of Patent: **** Sep. 14, 1993**

[54] **FRONT PANEL FOR HORIZONTAL COMPUTER**

D. 315,339 3/1991 Yang D14/115
D. 330,546 10/1992 Herrick D14/115

[76] Inventors: **Gregg C. Montgomery**, 510 N. Bruner Pl., Hinsdale, Ill. 60521; **Douglas V. Montgomery**, 6176 Knoll Ln. Ct., Willowbrook, Ill. 60514

Primary Examiner—Wallace R. Burke
Assistant Examiner—Freda S. Nunn
Attorney, Agent, or Firm—James N. Videbeck

[**] Term: **14 Years**

[57] **CLAIM**

[21] Appl. No.: **681,394**

The ornamental design for a front panel for horizontal computer, as shown and described.

[22] Filed: **Apr. 8, 1991**

DESCRIPTION

[52] U.S. Cl. **D14/115**

[58] Field of Search D14/100, 102, 109, 115,
D14/114; D13/184, 199; 358/249, 254, 255;
361/390, 395

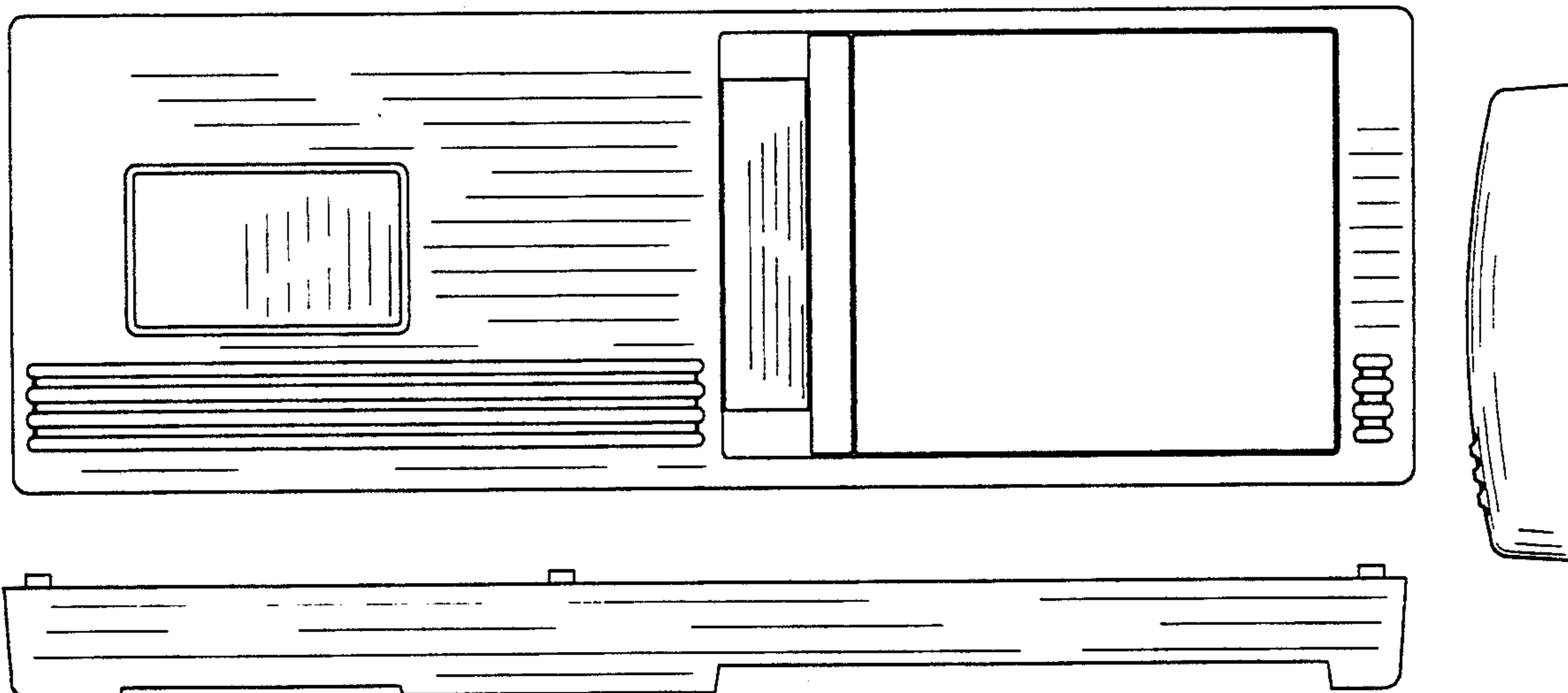
FIG. 1 is a front elevational view of a front panel for horizontal computer showing our new design; FIG. 2 is a left end view of the front cover; FIG. 3 is a right end view of the front cover; FIG. 4 is a top plan view of the front cover; FIG. 5 is a back elevational view of the front cover; and, FIG. 6 is a bottom plan view of the front cover.

[56] **References Cited**

U.S. PATENT DOCUMENTS

D. 296,434 6/1988 Wilson D14/115
D. 313,982 1/1991 Eilert et al. D14/115
D. 314,568 2/1991 Martin D14/115

The broken lines are shown for illustrative purposes only and form no part of the claimed design.



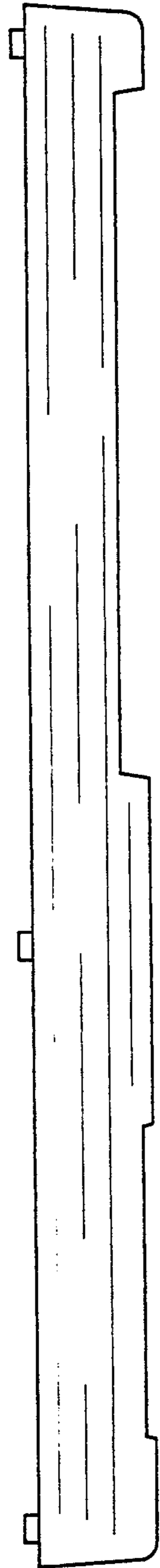


FIG. 4




FIG. 3

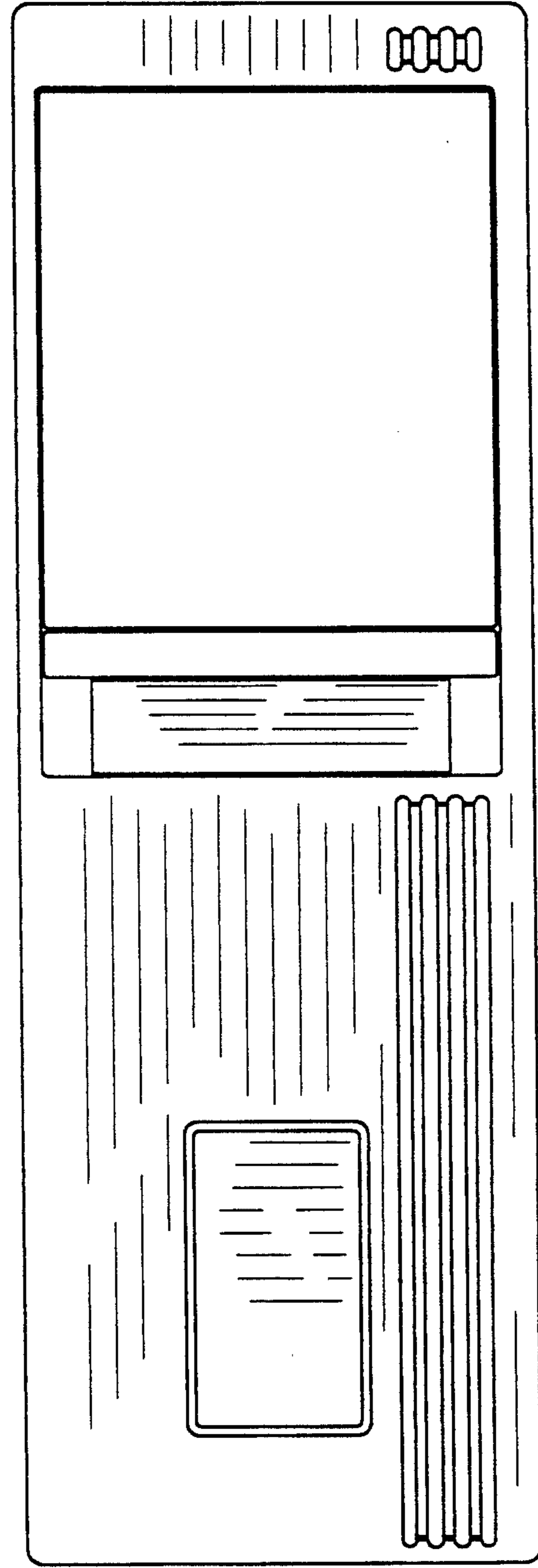


FIG. 1




FIG. 2

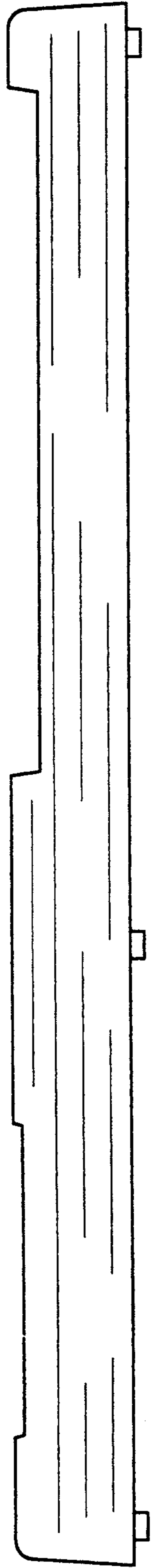


FIG. 6




FIG. 5