



US00D339331S

# United States Patent [19]

[11] Patent Number: **Des. 339,331**

Montgomery et al.

[45] Date of Patent: **\*\* Sep. 14, 1993**

[54] VERTICAL COMPUTER FRONT PANEL

D. 315,149 3/1991 Welch ..... D14/115

[76] Inventors: **Gregg C. Montgomery**, 510 N. Bruner Pl., Hinsdale, Ill. 60521; **Robert S. Huff**, 700 S. Wesley, Oak Park, Ill. 60304

*Primary Examiner*—Wallace R. Burke  
*Assistant Examiner*—Freda S. Nunn  
*Attorney, Agent, or Firm*—James N. Videbeck

[\*\*] Term: **14 Years**

[57] **CLAIM**

[21] Appl. No.: **681,395**

The ornamental design for a vertical computer front panel, as shown and described.

[22] Filed: **Apr. 8, 1991**

**DESCRIPTION**

[52] U.S. Cl. .... **D14/115**

[58] Field of Search ..... D14/100, 102, 109, 115; D13/184, 199; 361/390, 395; 358/249, 254

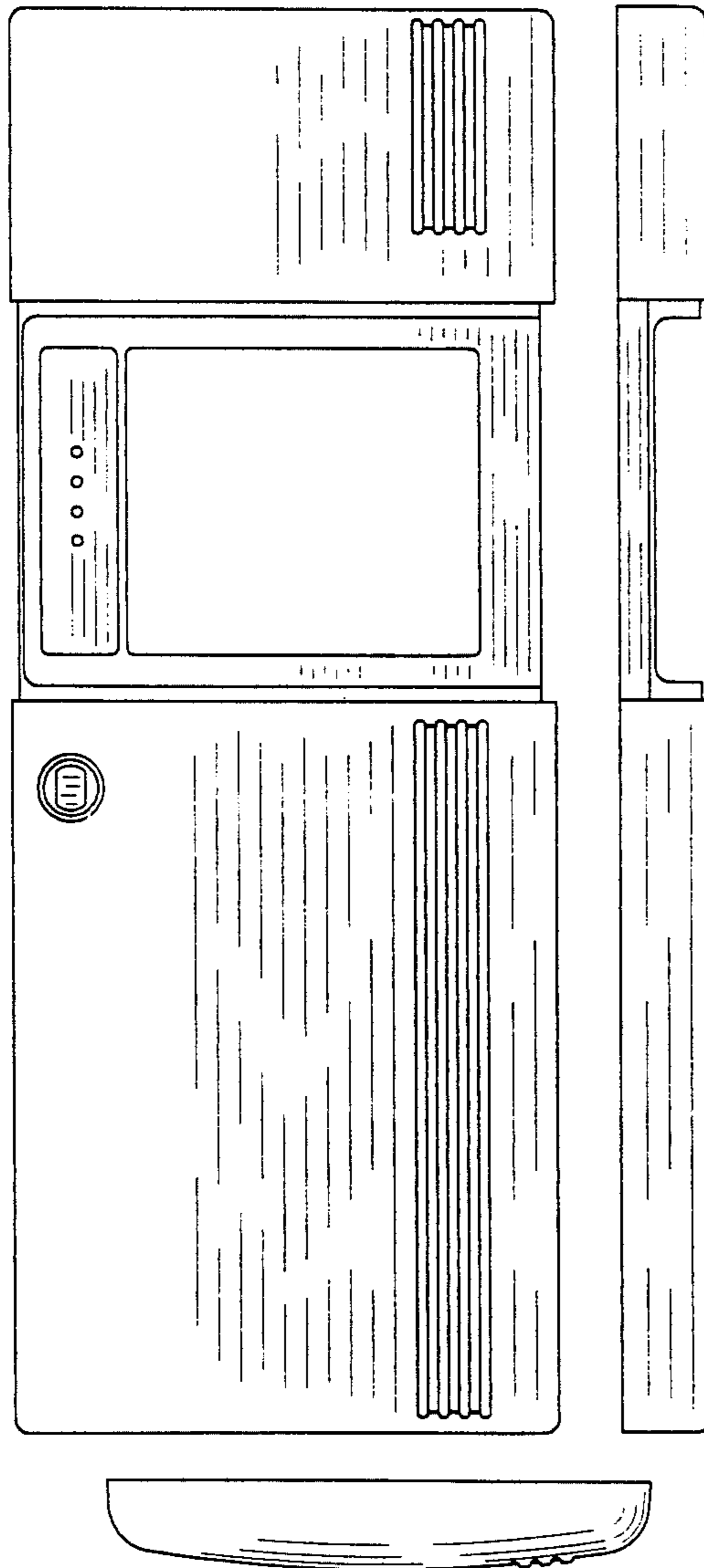
FIG. 1 is a front elevational view of a vertical computer front panel showing our new design; FIG. 2 is a top plan view thereof; FIG. 3 is a left side elevational view thereof; FIG. 4 is a back elevational view thereof; FIG. 5 is a bottom plan view thereof; and, FIG. 6 is a right side elevational view thereof.

[56] **References Cited**

**U.S. PATENT DOCUMENTS**

- D. 289,875 5/1987 Satherley ..... D14/115
- D. 313,982 1/1991 Eilert et al. .... D14/115
- D. 314,568 2/1991 Martin ..... D14/115

The broken lines are shown in FIG. 4 for illustrative purposes only and form no part of the claimed design.






FIG. 2

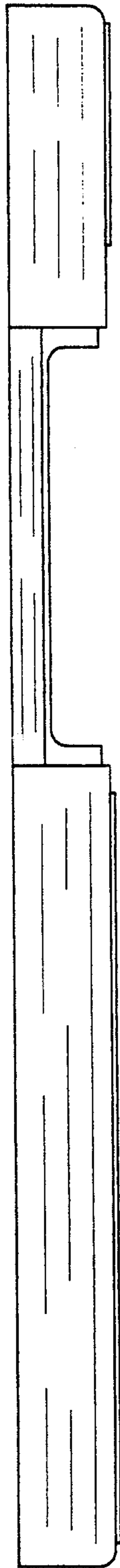


FIG. 3

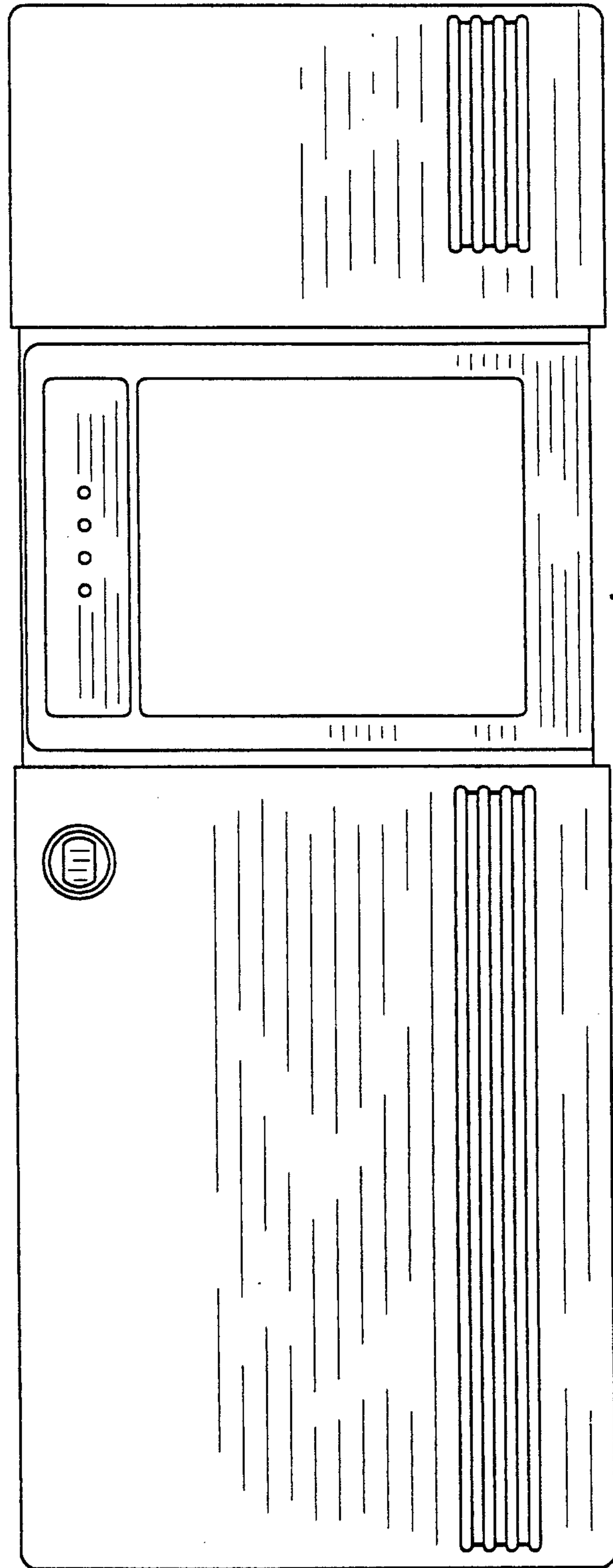


FIG. 1

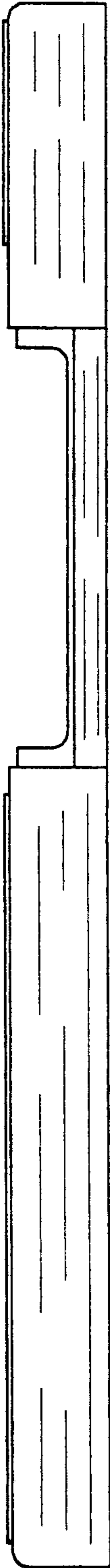


FIG. 6

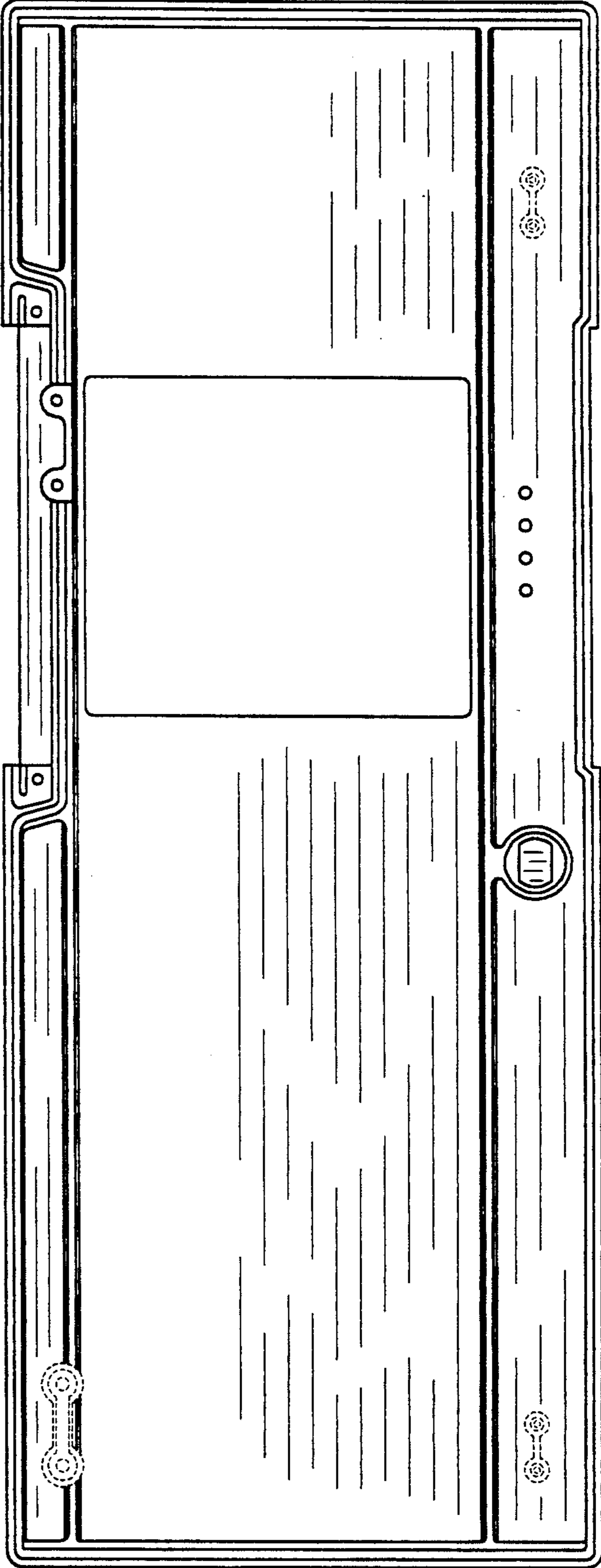


FIG. 4




FIG. 5