



US00D339328S

United States Patent [19]

[11] Patent Number: **Des. 339,328**

Clark et al.

[45] Date of Patent: **** Sep. 14, 1993**

[54] MINI-COMPUTER HOUSING

[75] Inventors: **James E. Clark**, Morristown, N.J.;
Thomas R. Perzentka, Jr., Lisle, Ill.

[73] Assignee: **AT&T Laboratories**, Murray Hill,
N.J.

[**] Term: **14 Years**

[21] Appl. No.: **752,234**

[22] Filed: **Aug. 27, 1991**

[52] U.S. Cl. **D14/102**

[58] Field of Search **D14/100, 102, 108, 109;**
D13/162, 184, 199; 360/99.12; 361/380-385,
390-395

[56] **References Cited**

U.S. PATENT DOCUMENTS

D. 303,664 9/1989 Harden et al. **D14/102 X**

D. 306,284	2/1990	Koepke	D14/102
D. 308,965	7/1990	Bina	D14/102
D. 313,795	1/1991	Bina	D14/100
D. 313,976	1/1991	Bina	D14/102
D. 314,191	1/1991	Bina	D14/102
D. 314,760	2/1991	Horie	D14/100
D. 315,551	3/1991	Aderman	D14/102
D. 324,037	2/1992	Gonda et al.	D14/102

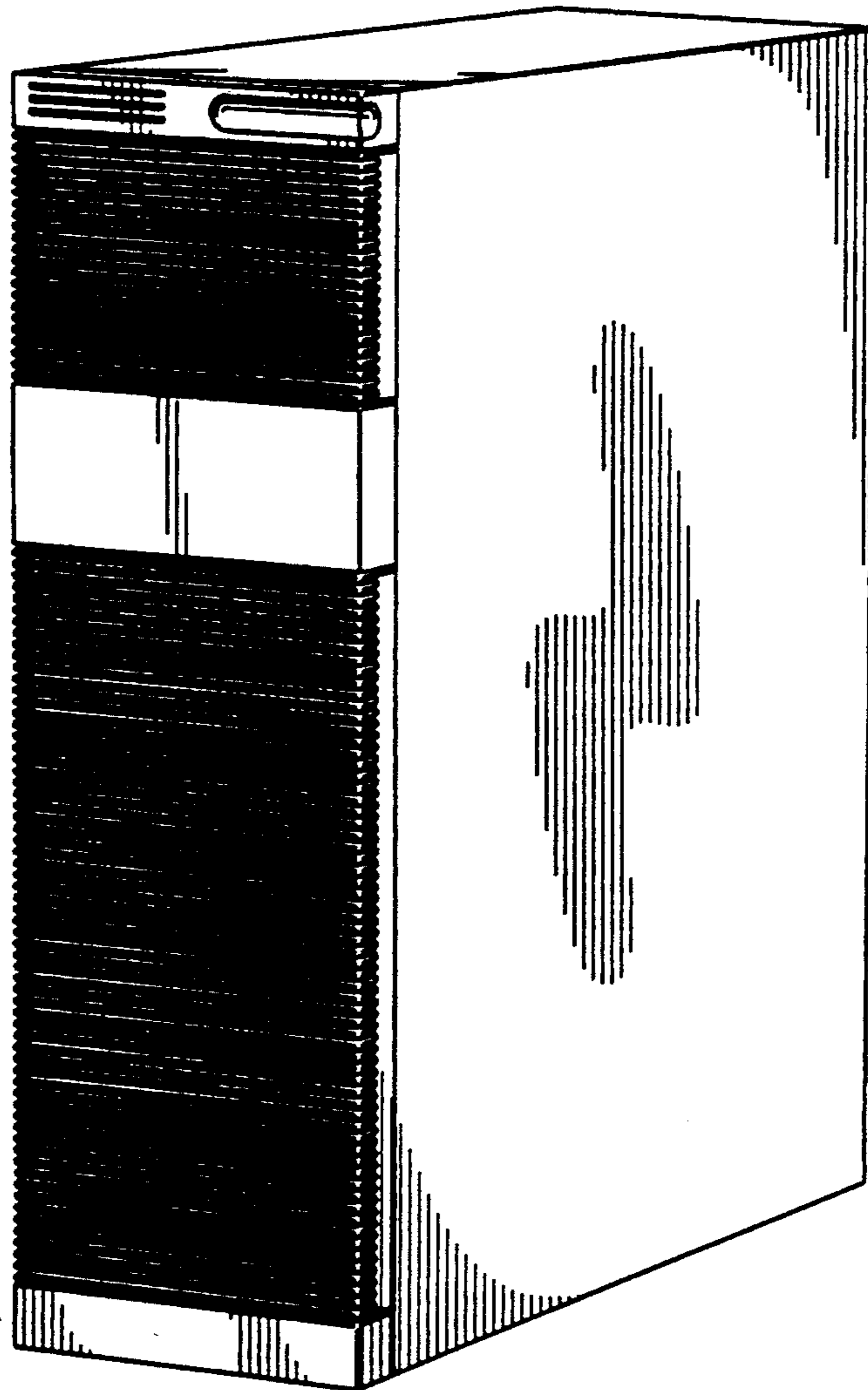
Primary Examiner—Wallace R. Burke
Assistant Examiner—Freda S. Nunn
Attorney, Agent, or Firm—Dwight A. Marshall

[57] CLAIM

The ornamental design for a mini-computer housing, as shown and described.

DESCRIPTION

FIG. 1 is a top right front perspective view of a mini computer housing showing our new design; and, FIG. 2 is a top left front perspective view thereof. The rear elevational view is plain and unornamented.



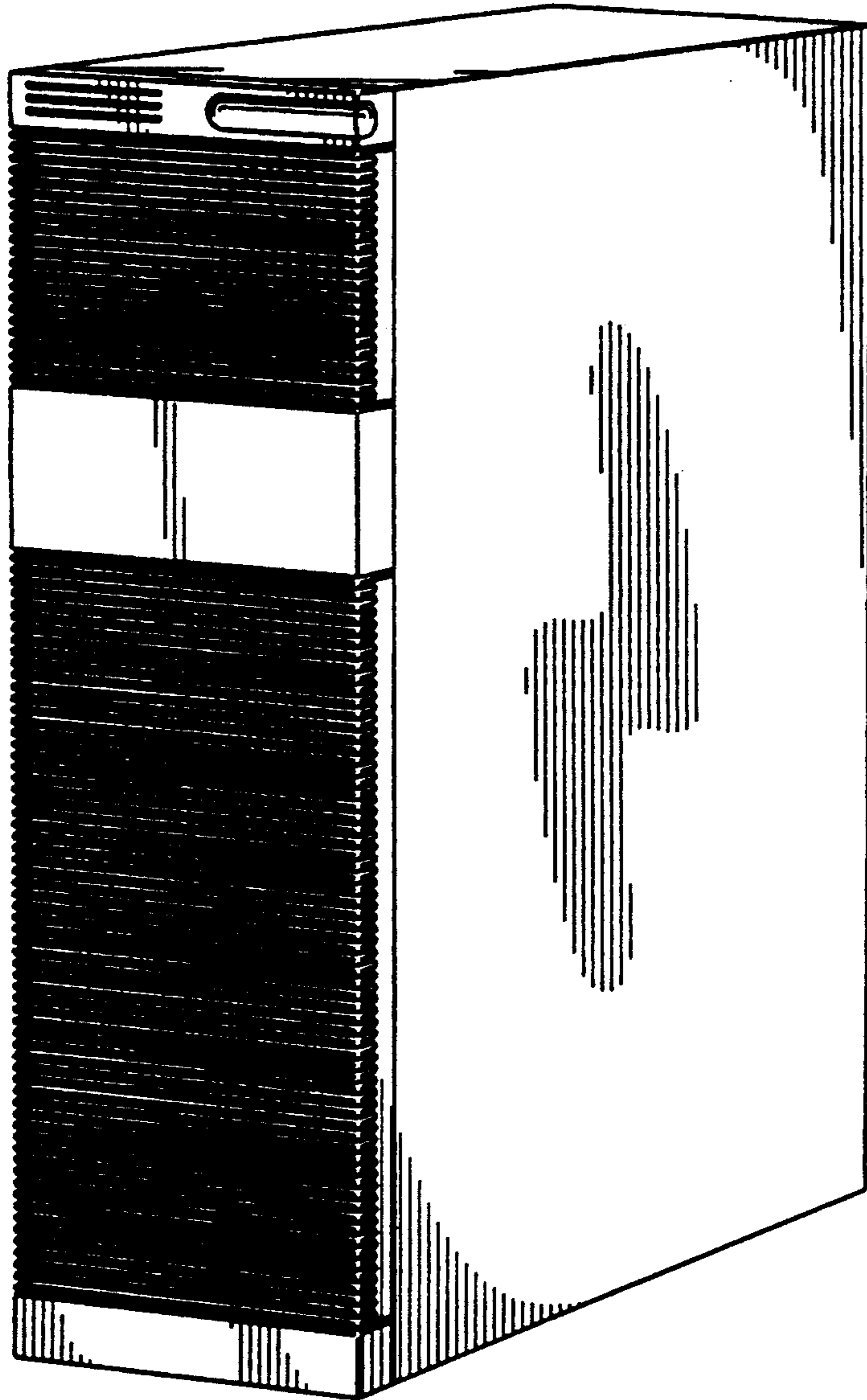


FIG. 1




FIG. 2