



US00D339325S

United States Patent [19]

[11] Patent Number: Des. 339,325

Spencer et al.

[45] Date of Patent: ** Sep. 14, 1993

[54] FACE PLATE

3,432,611 3/1969 Gaines 174/66
5,125,852 6/1992 Archer 439/536

[75] Inventors: Louis H. Spencer, Bellingham;
Christopher T. Detsikas, Lancaster,
both of Mass.

OTHER PUBLICATIONS

Modular Telephone Hardware by NorthCom, front cover; cover plate (second from left).

[73] Assignee: Digital Equipment Corporation,
Maynard, Mass.

Primary Examiner—B. J. Bullock
Attorney, Agent, or Firm—Barry Young; Richard J. Paciulan

[**] Term: 14 Years

[21] Appl. No.: 751,236

[57] CLAIM

The ornamental design for a face plate, as shown and described.

[22] Filed: Aug. 26, 1991

[52] U.S. Cl. D13/133; D8/353

[58] Field of Search D8/353, 350; D13/171,
D13/133; D14/256; 174/66; 220/241; 439/578


DESCRIPTION

[56] References Cited

U.S. PATENT DOCUMENTS

D. 214,991	8/1969	Mellyn	D13/171
D. 270,995	10/1983	Meyer	D8/350
D. 308,464	6/1990	Freman et al.	D8/353
D. 314,746	2/1991	Benjamin et al.	D13/133
D. 326,047	5/1992	Bodenweiser et al.	D8/353

FIG. 1 is a front perspective view of the face plate embodying our design;
FIG. 2 is a front view thereof;
FIG. 3 is a rear view thereof;
FIG. 4 is a left view thereof;
FIG. 5 is a right view thereof;
FIG. 6 is a bottom view thereof; and,
FIG. 7 is an inverted top view thereof.






FIG. 1




FIG. 2

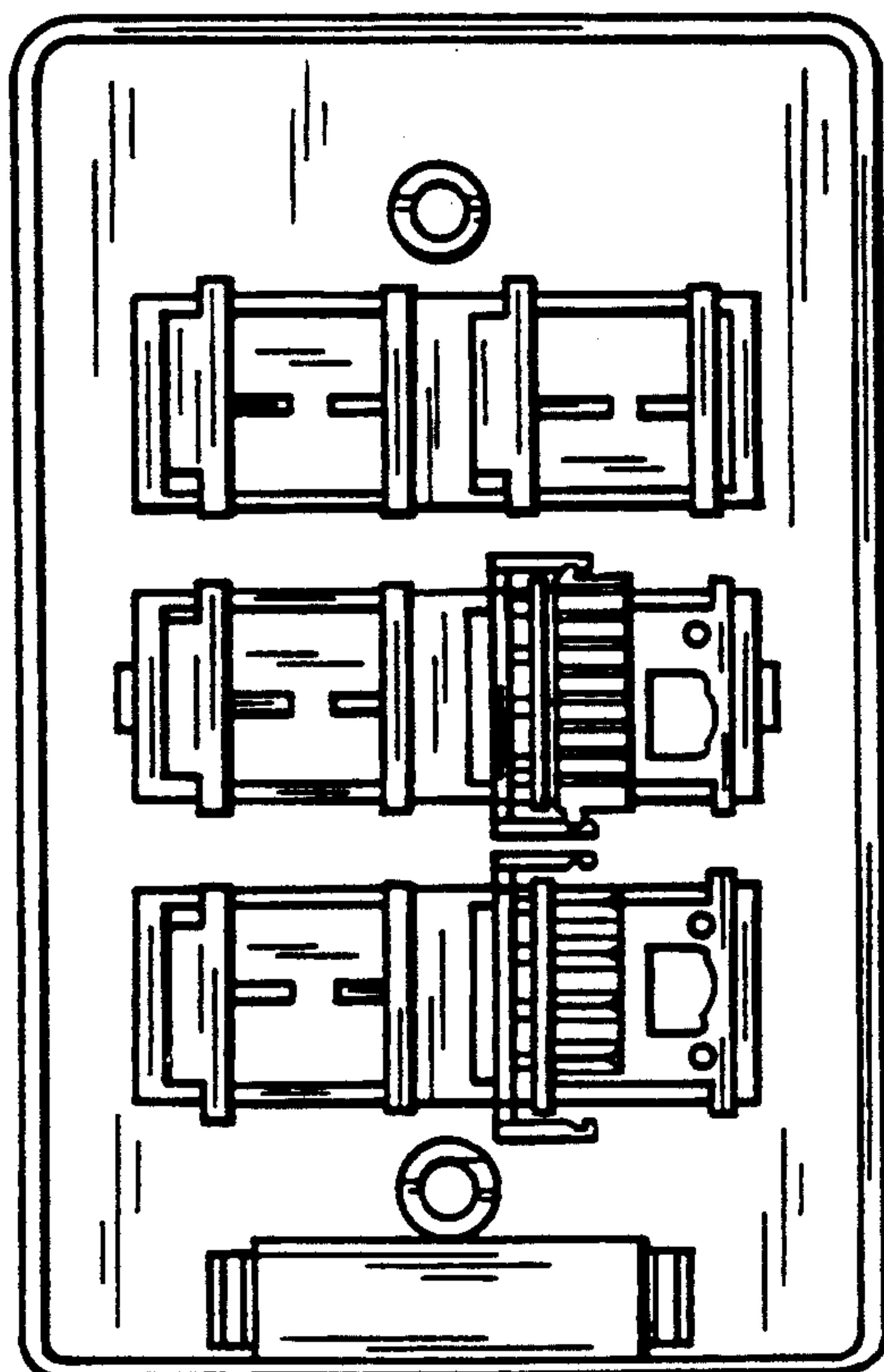


FIG. 3

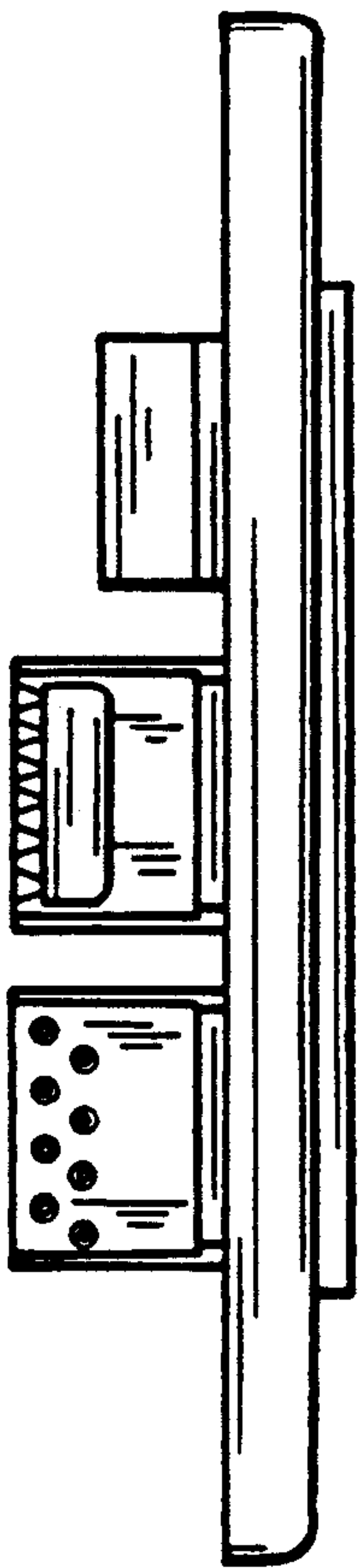


FIG. 4

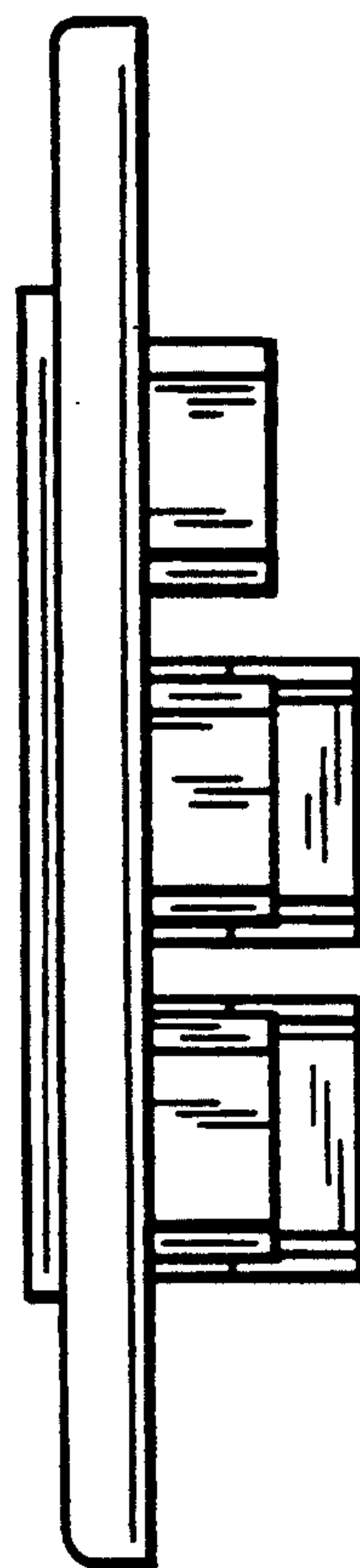


FIG. 5




FIG. 6




FIG. 7