



US00D339311S

# United States Patent [19]

[11] Patent Number: **Des. 339,311**

Ambar

[45] Date of Patent: **\*\* Sep. 14, 1993**

[54] **PENDANT**

[76] Inventor: **Betzalel Ambar**, 4359 Pensa Ave.,  
Los Angeles, Calif. 91602

[\*\*] Term: **14 Years**

[21] Appl. No.: **887,460**

[22] Filed: **May 15, 1992**

[52] U.S. Cl. .... **D11/81; D11/56;**  
**D11/103**

[58] Field of Search ..... **D11/1-2,**  
**D11/79-81, 86-92, 95-99, 102-103; 63/1.1, 2,**  
**20, 18, 19**

|            |         |                  |          |
|------------|---------|------------------|----------|
| 165,528    | 12/1951 | Katz .           |          |
| 169,193    | 3/1953  | Phillipe .       |          |
| D. 169,495 | 5/1953  | Katz .....       | D11/40 X |
| 281,928    | 7/1883  | Rothschild ..... | D11/40 X |
| D. 315,875 | 4/1991  | Bulgari .....    | D11/43   |
| 4,215,497  | 8/1980  | Levy .....       | D11/103  |

*Primary Examiner*—A. Hugo Word  
*Assistant Examiner*—R. Seifert  
*Attorney, Agent, or Firm*—Levisohn, Lerner & Berger

[57] **CLAIM**

The ornamental design for a pendant, as shown and described.

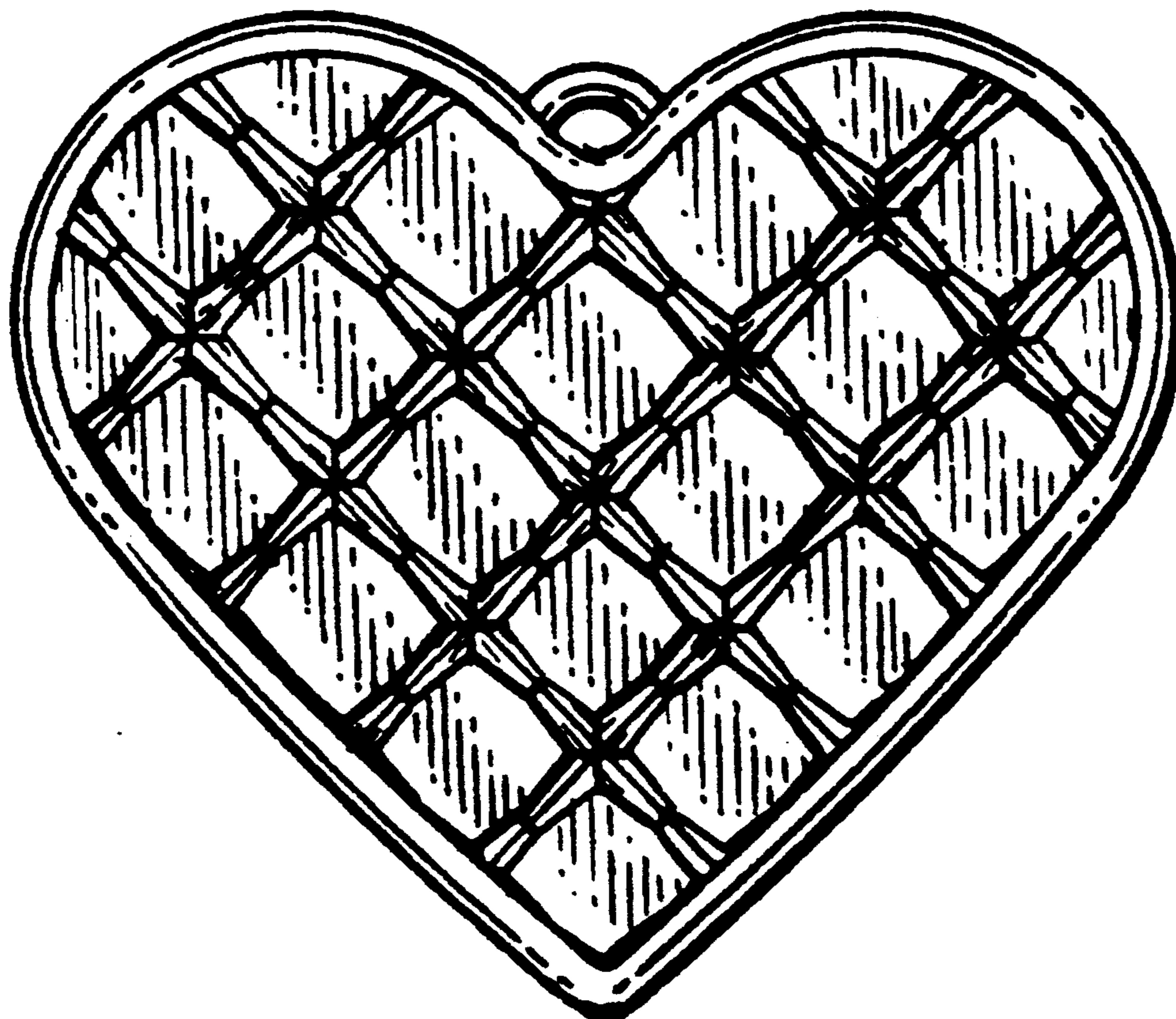
**DESCRIPTION**

FIG. 1 is a front plan view of this invention;  
FIG. 2 is a right side view of this invention; the left side view being an identical mirror image of FIG. 2;  
FIG. 3 is a top plan view of this invention;  
FIG. 4 is a rear view of this invention; and,  
FIG. 5 is a bottom plan view of this invention.



[56] **References Cited**

**U.S. PATENT DOCUMENTS**


|         |         |          |
|---------|---------|----------|
| 39,693  | 12/1908 | Fishel . |
| 152,092 | 12/1948 | Katz .   |
| 165,468 | 12/1951 | Katz .   |



*FIG. 1*





*FIG. 2*



*FIG. 3*

*FIG. 4*



*FIG. 5*