



US00D339310S

United States Patent [19]

[11] Patent Number: **Des. 339,310**

Azrielant

[45] Date of Patent: **** Sep. 14, 1993**

[54] **EARRING**

[75] Inventor: **Aya Azrielant, New York, N.Y.**

[73] Assignee: **Andin International, Inc., New York, N.Y.**

[**] Term: **14 Years**

[21] Appl. No.: **684,350**

[22] Filed: **Apr. 12, 1991**

[52] U.S. Cl. **D11/40**

[58] Field of Search **D11/1, 2, 40-51, D11/5; 63/1.1, 2, 12-14.8**

[56] **References Cited**

U.S. PATENT DOCUMENTS

788,770	5/1905	Hill et al.	63/14.3
983,598	2/1911	Auerbach	63/12
2,739,596	3/1956	Roberts	63/12
3,116,616	1/1964	Bangs	63/13

Primary Examiner—A. Hugo Word

Assistant Examiner—R. Seifert
Attorney, Agent, or Firm—Kuhn and Muller

[57] **CLAIM**

The ornamental design for an earring, as shown and described.

DESCRIPTION

FIG. 1 is a front side view of the earring showing my new design;

FIG. 2 is a top plan view thereof;

FIG. 3 is a back elevational view thereof;


FIG. 4 is a side view, the opposite side being a mirror image thereof;

FIG. 5 is a bottom plan view thereof;

FIG. 6 is a front side elevational view showing a second embodiment of my new design; and,

FIG. 7 is an enlarged front elevational view of the bead shown in FIG. 1 the earring being omitted for ease of illustration.

The views of the first and second embodiment are essentially the same as FIGS. 1-5 except for the number of beads employed.



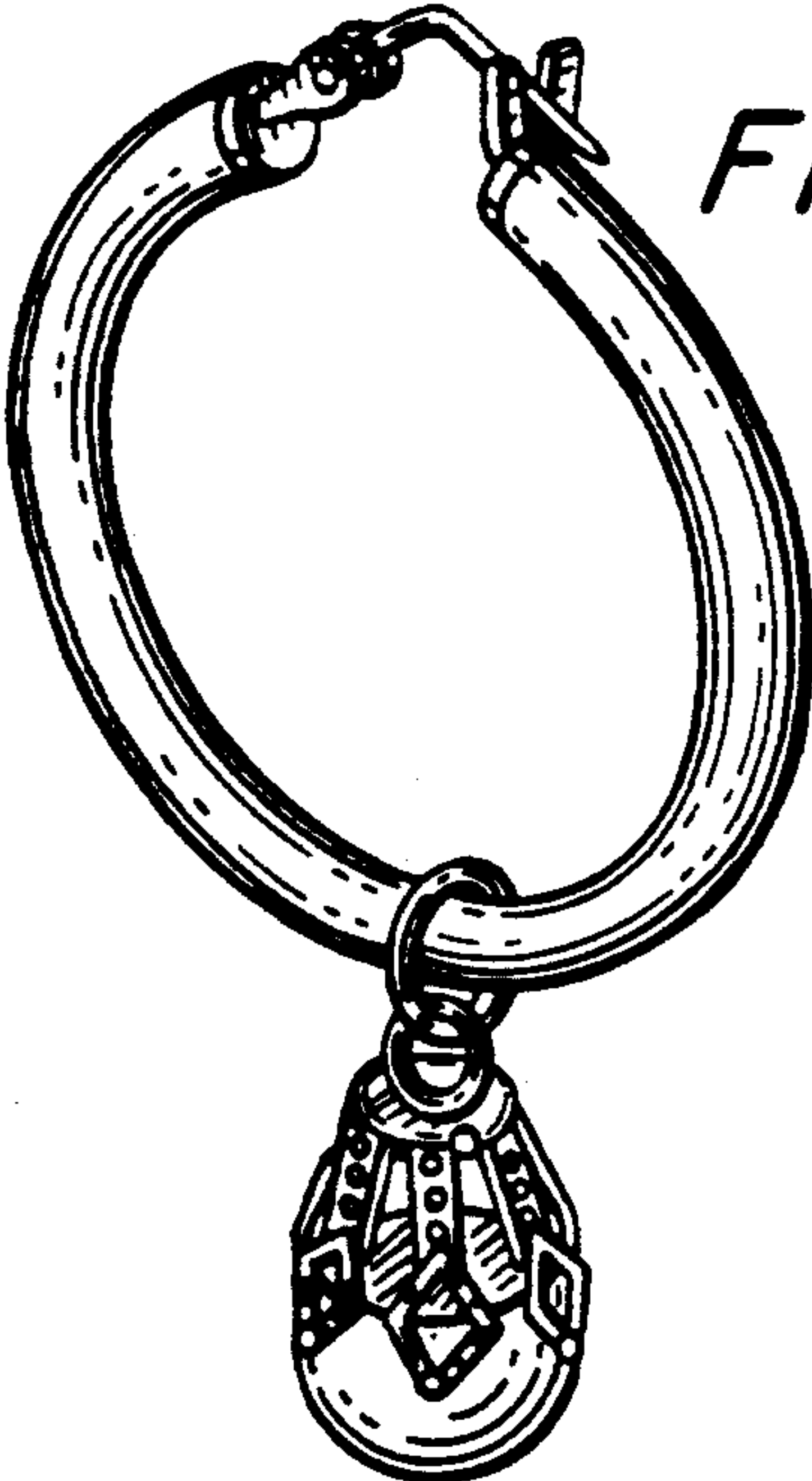


FIG. 1




FIG. 2




FIG. 4

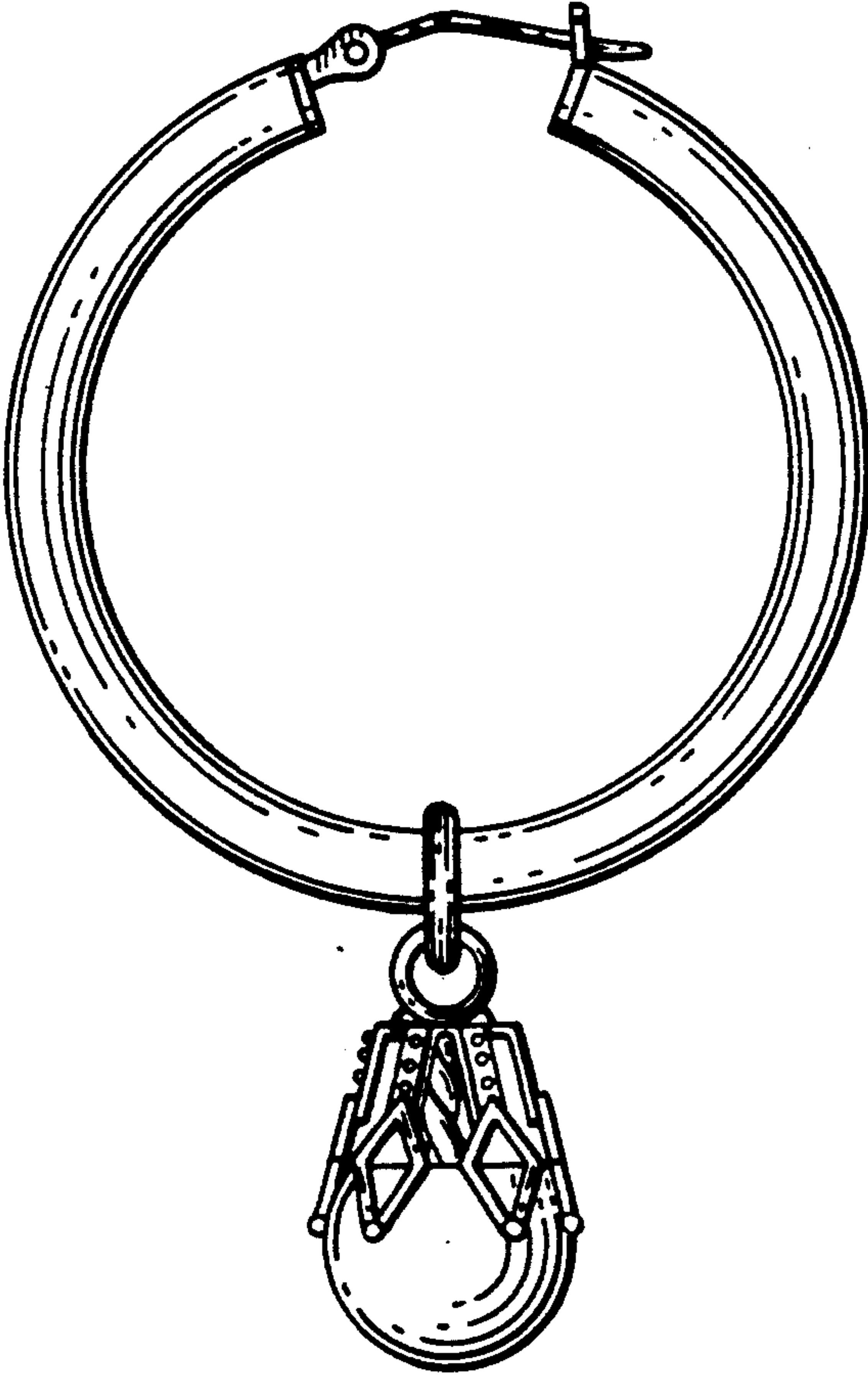


FIG. 3

FIG. 5

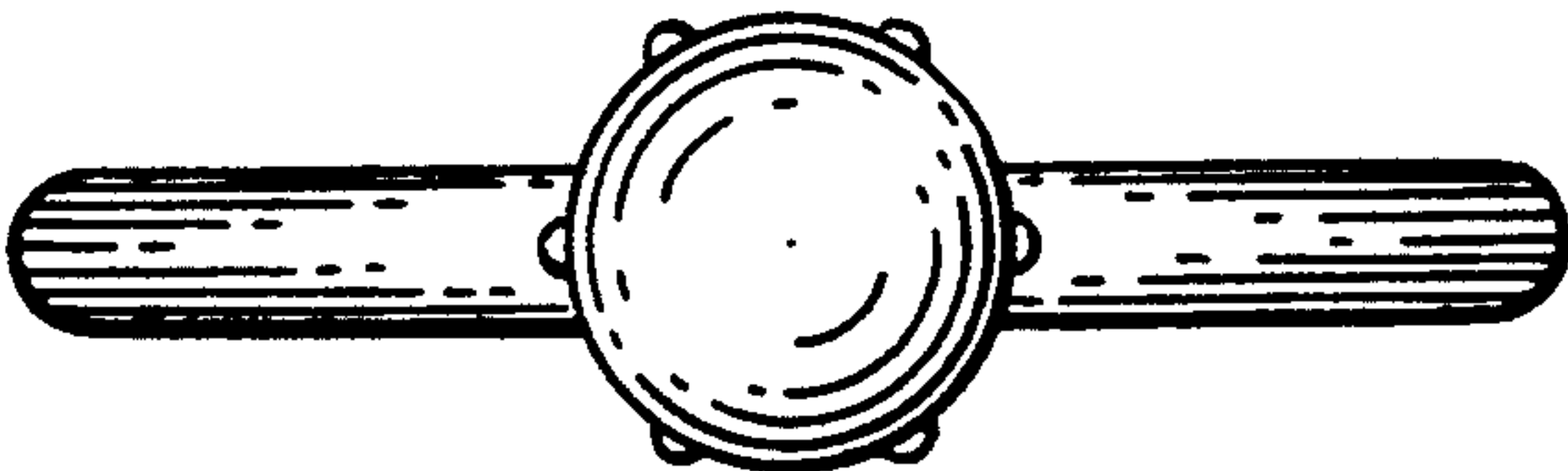


FIG. 6


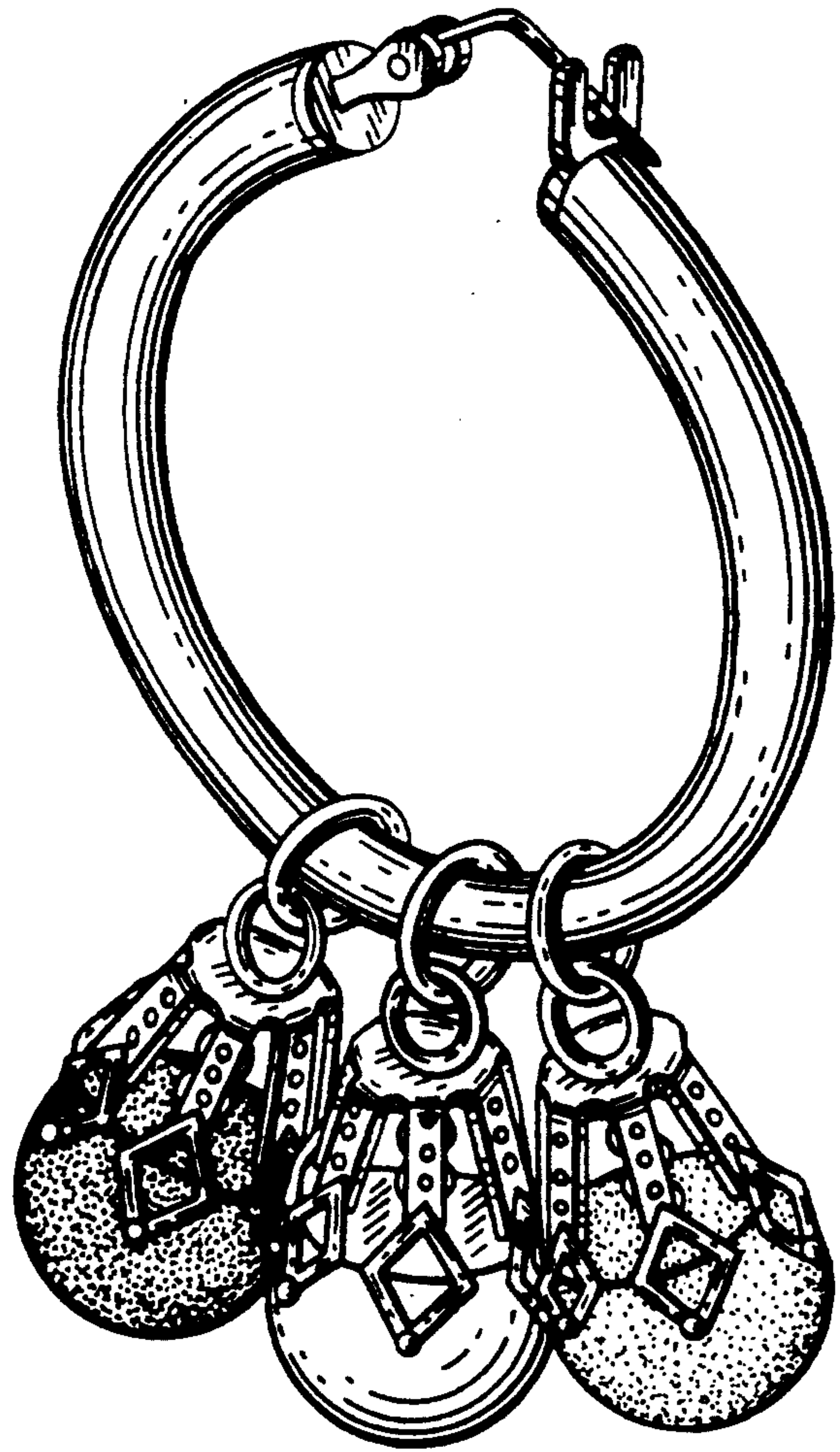


FIG. 7