



US00D339306S

United States Patent [19]
Fawthrop

[11] **Patent Number: Des. 339,306**

[45] **Date of Patent: ** Sep. 14, 1993**

[54] **LIGHTNING DETERRENT**

4,184,220 1/1980 Coyle 15/104.2

[76] **Inventor: W. Gregg Fawthrop, 24 Susan Ct.,
Atco, N.J. 08004**

Primary Examiner—Wallace R. Burke
Assistant Examiner—Marcus Jackson
Attorney, Agent, or Firm—Norman E. Lehrer

[**] **Term: 14 Years**

[57] **CLAIM**

[21] **Appl. No.: 876,227**

The ornamental design for a lightning deterrent, as shown and described.

[22] **Filed: Apr. 30, 1992**

[52] **U.S. Cl. D10/105**

DESCRIPTION

[58] **Field of Search D10/104, 105, 106, 121;
361/85, 86, 87, 88, 111, 117, 118; 174/2, 3, 4 R,
4 C; D4/128, 131; 15/104.2, 104.03, 104.05,
104.09, 164, 159.1**

FIG. 1 is a front perspective view of a lightning deterrent showing my new design;
FIG. 2 is a side elevational view thereof;
FIG. 3 is a top plan view thereof;
FIG. 4 is a bottom plan view thereof;
FIG. 5 is a perspective view of a second embodiment thereof; and,
FIG. 6 is a reduced perspective view of both embodiments thereof, with the articles shown in use, and with the broken line showing for illustrative purposes only and forming no part of the claimed design.

[56] **References Cited**

U.S. PATENT DOCUMENTS

D. 308,175	5/1990	Sulyma	D10/105
D. 311,553	10/1990	Dideriksen	D4/133
1,157,344	10/1915	Thomson	361/117
2,025,338	12/1935	Capart	361/117




Fig. 1




Fig. 2

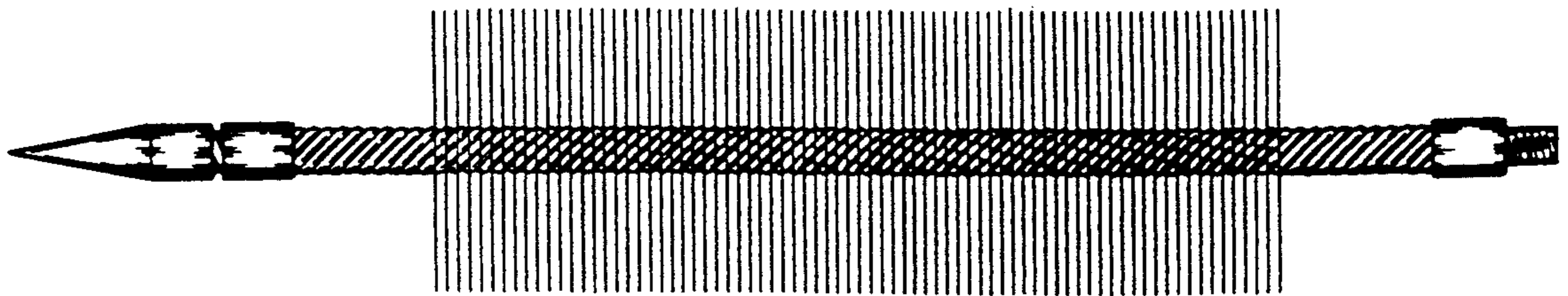


Fig. 3




Fig. 4




Fig. 5




Fig. 6

