



US00D339304S

United States Patent [19]

[11] Patent Number: **Des. 339,304**

Kawashima

[45] Date of Patent: **** Sep. 14, 1993**

[54] **WRIST WATCH**

[75] Inventor: **Kazuyo Kawashima**, Tachikawa, Japan

[73] Assignee: **Casio Computer Co., Ltd.**, Tokyo, Japan

[**] Term: **14 Years**

[21] Appl. No.: **812,229**

[22] Filed: **Dec. 23, 1991**

[52] U.S. Cl. **D10/39; D10/30**

[58] Field of Search **D10/1-39, D10/40, 122-126, 128, 129; 368/82-84, 239-242, 276-278, 280-282, 285, 318, 322-323**

[56] **References Cited**

U.S. PATENT DOCUMENTS

D. 323,127	1/1992	Kawashima	D10/39
D. 323,298	1/1992	Kawashima	D10/30 X
D. 327,444	6/1992	Murakami	D10/30 X

OTHER PUBLICATIONS

International Watch May, 1990, p. 33, see circled watch—lower left.

Primary Examiner—Nelson C. Holtje
Assistant Examiner—Martha Thompson
Attorney, Agent, or Firm—Frishauf, Holtz, Goodman & Woodward

[57] **CLAIM**

The ornamental design for a wrist watch, as shown and described.

DESCRIPTION

FIG. 1 is a front elevation view of a wrist watch showing my new design;
FIG. 2 is a left side elevation view thereof;
FIG. 3 is a right side elevation view thereof;
FIG. 4 is a top plan view thereof, the bottom plan view being identical to the top plan view;
FIG. 5 is a rear elevation view thereof; and,
FIG. 6 is a perspective view thereof.




FIG. 4




FIG. 2

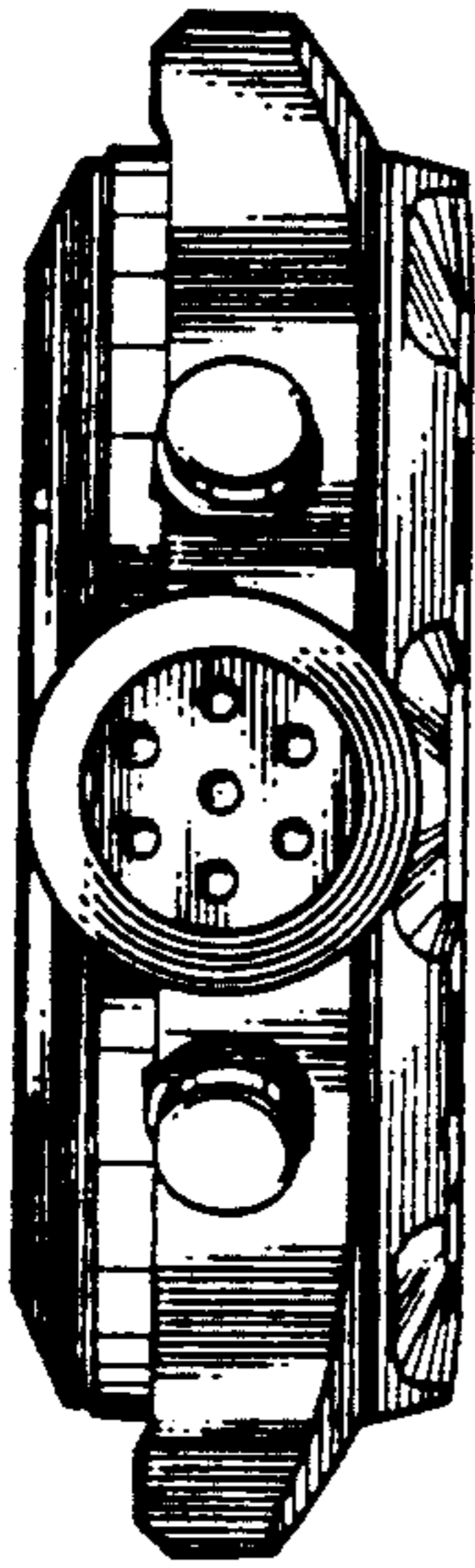


FIG. 1




FIG. 3



FIG. 5

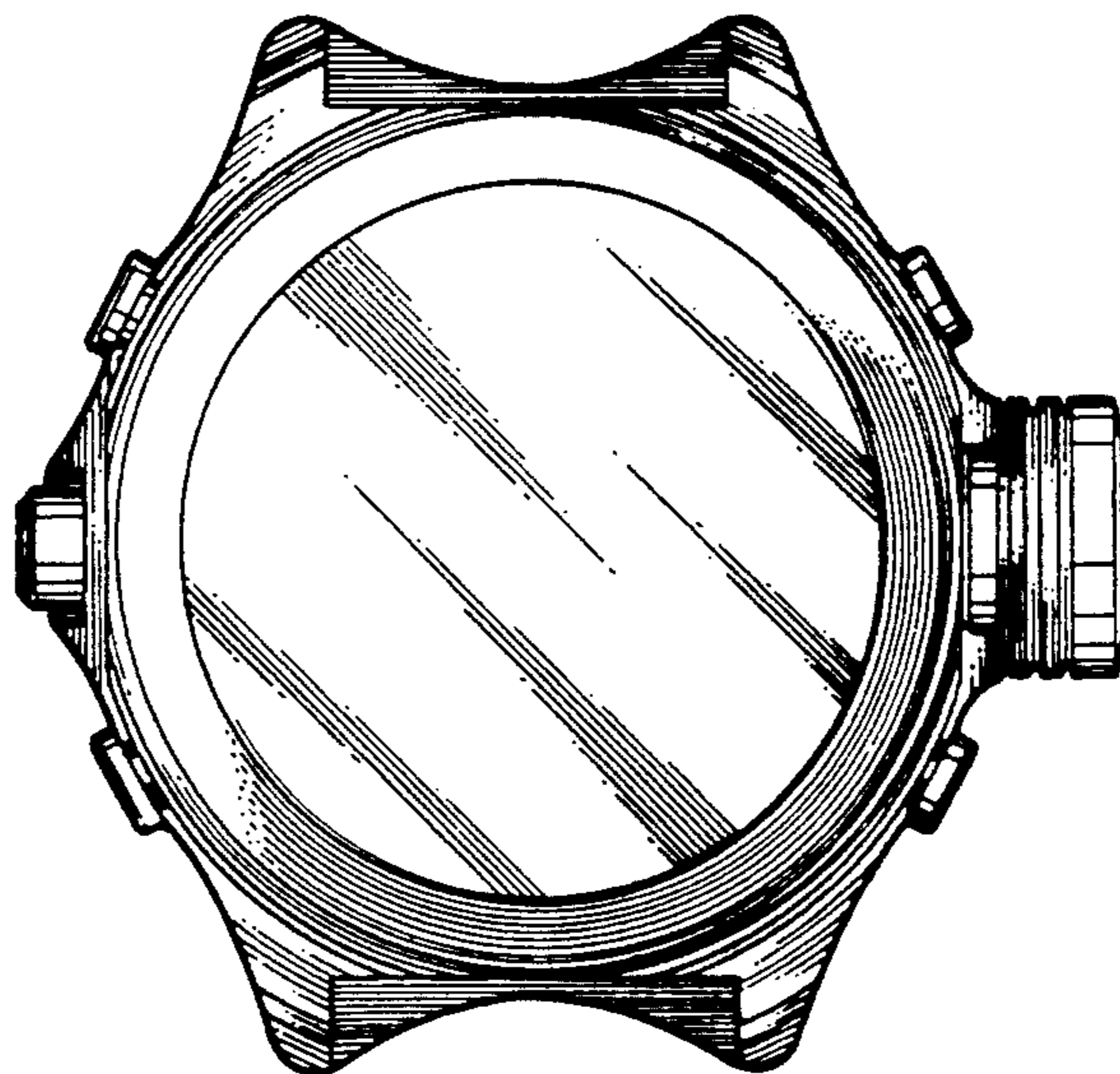


FIG. 6

