



US00D339303S

United States Patent [19]

[11] Patent Number: **Des. 339,303**

Sugita

[45] Date of Patent: **** Sep. 14, 1993**

[54] **WRIST WATCH**

D. 328,871 8/1992 Houlihan D10/32
2,229,978 1/1941 Kolberg D10/32 X

[75] Inventor: **Shoichi Sugita, Wako, Japan**

[73] Assignee: **Casio Computer Co., Ltd., Tokyo, Japan**

[**] Term: **14 Years**

Primary Examiner—Nelson C. Holtje
Assistant Examiner—Martha Thompson
Attorney, Agent, or Firm—Frishauf, Holtz, Goodman & Woodward

[21] Appl. No.: **816,083**

[57] **CLAIM**

[22] Filed: **Dec. 30, 1991**

The ornamental design for a wrist watch, as shown and described.

[52] U.S. Cl. **D10/38; D10/30**

[58] Field of Search **D10/1-39, D10/40, 122-126, 128, 129; 368/82-84, 239-242, 276-278, 280-282, 285, 318, 322, 323**

DESCRIPTION

[56] **References Cited**

U.S. PATENT DOCUMENTS

- D. 269,502 6/1983 Tanaka D10/38
- D. 303,093 8/1989 Houlihan D10/38
- D. 310,331 9/1990 Ratajski D10/32
- D. 311,496 10/1990 Khavari D10/30 X
- D. 319,788 9/1991 Fukazawa D10/30

FIG. 1 is a front elevation view of a wrist watch showing my new design;
FIG. 2 is a right side elevation view thereof;
FIG. 3 is a left side elevation view thereof;
FIG. 4 is a top plan view thereof;
FIG. 5 is a bottom plan view thereof;
FIG. 6 is a rear elevation view thereof;
FIG. 7 is a front elevation view with a typical time and date display indicated; and,
FIG. 8 is a perspective view thereof.




FIG. 4




FIG. 3

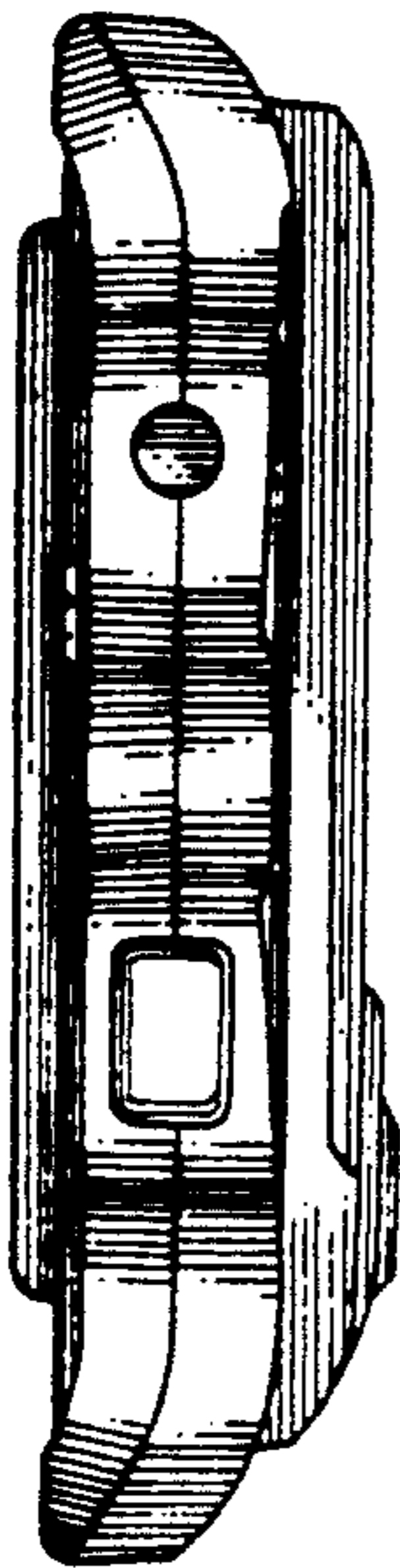


FIG. 1

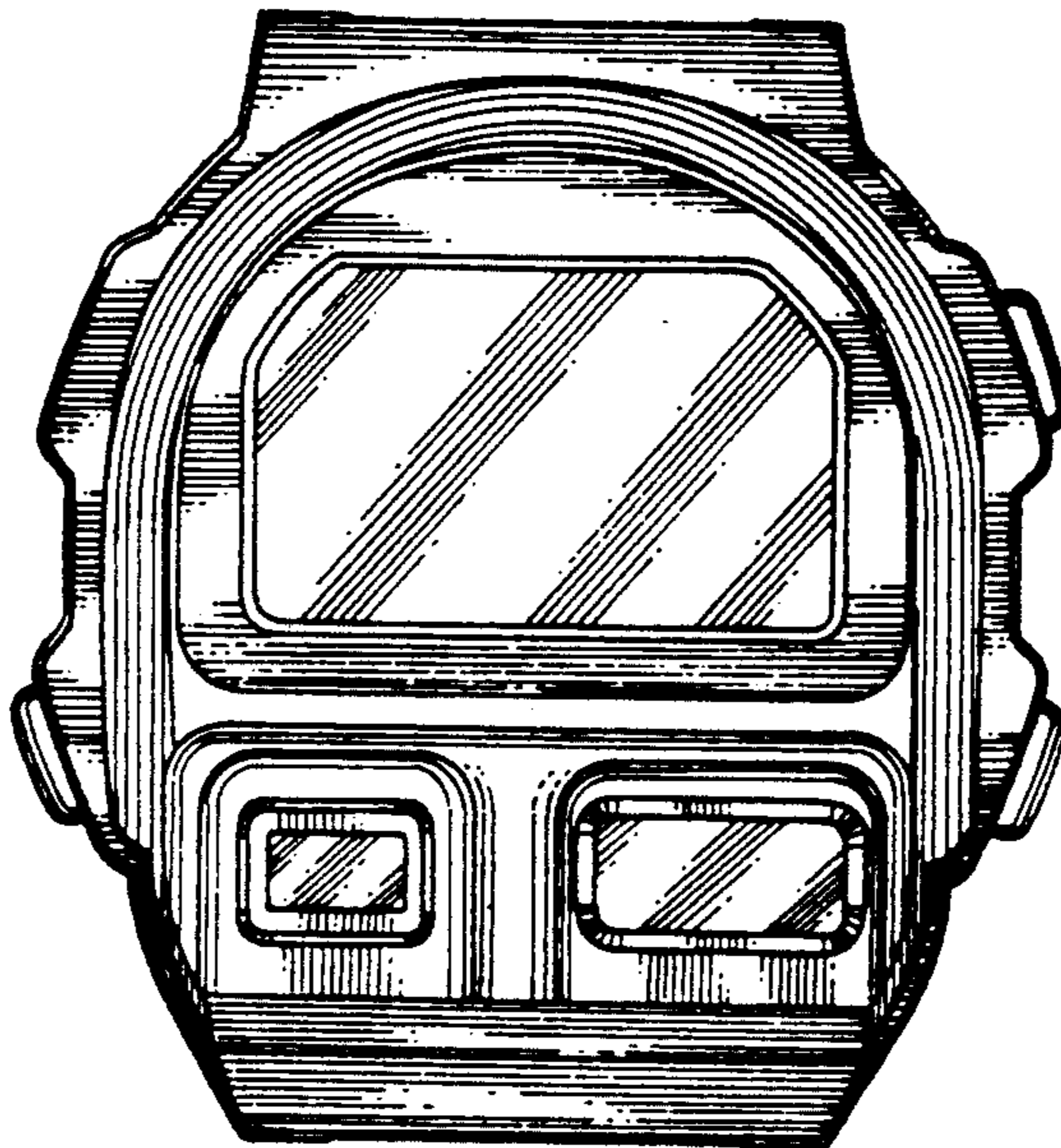


FIG. 2

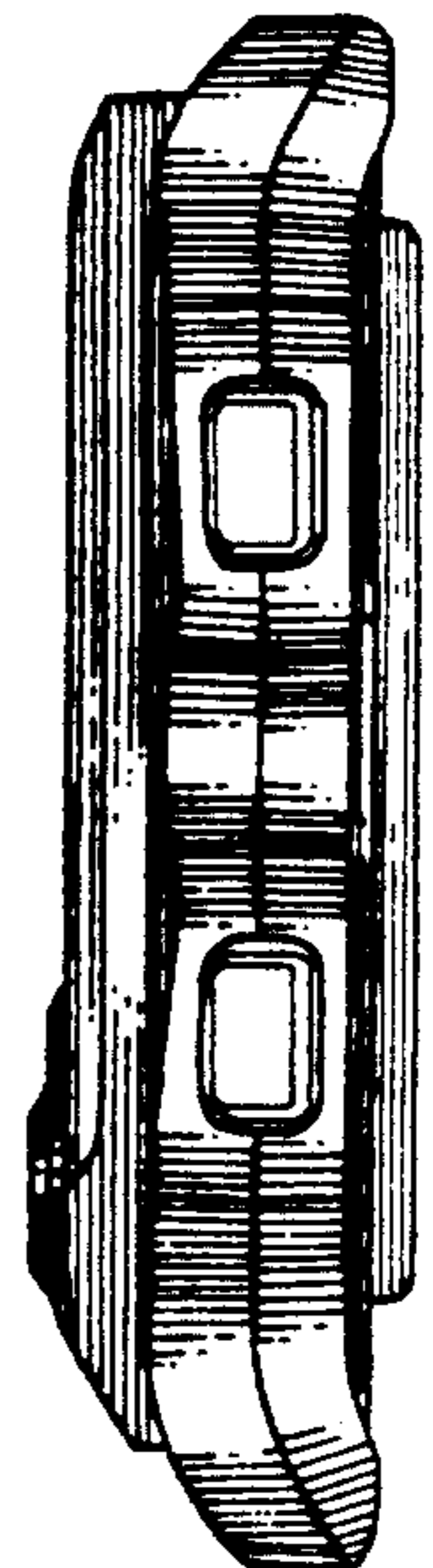


FIG. 5

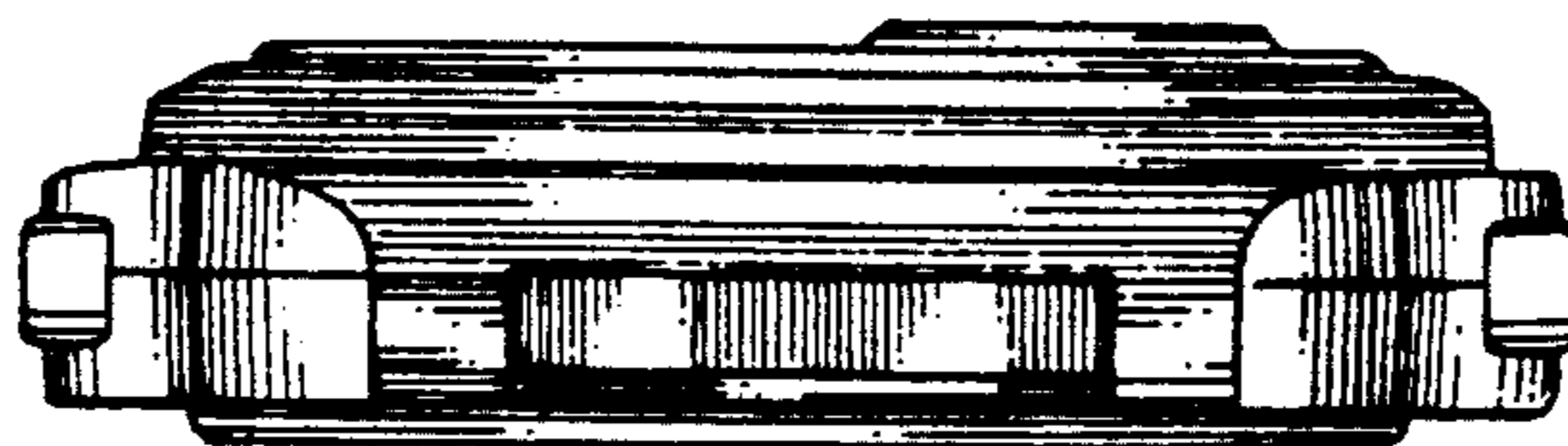


FIG. 6

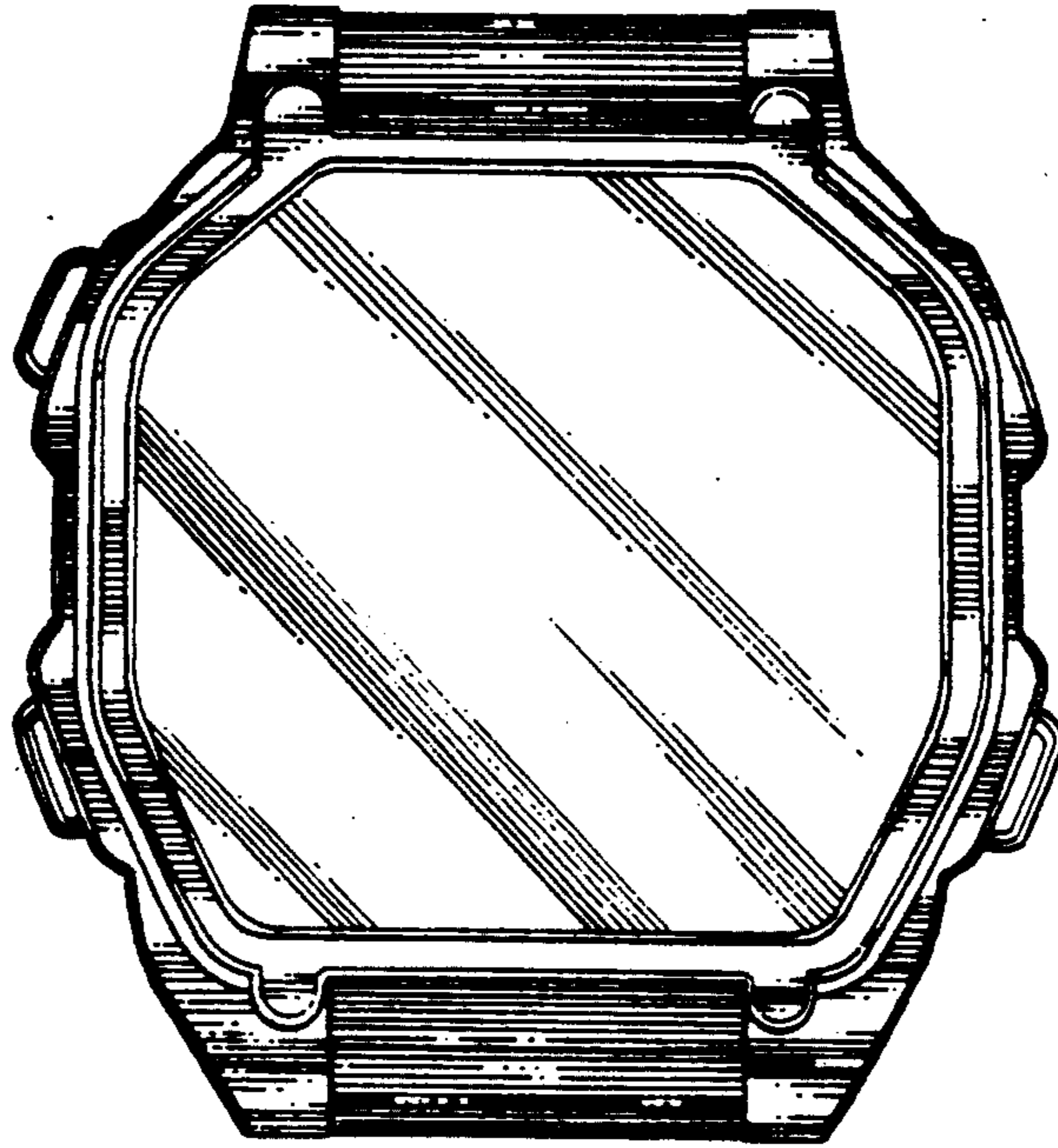


FIG. 7




FIG. 8

