



US00D339302S

United States Patent [19]

[11] Patent Number: **Des. 339,302**

Yamamoto

[45] Date of Patent: **** Sep. 14, 1993**

[54] **WRIST WATCH**

D. 325,127 1/1992 Kawashima D10/39
D. 333,100 2/1993 Morishima D10/38

[75] Inventor: **Hideyuki Yamamoto, Tokyo, Japan**

Primary Examiner—Nelson C. Holtje
Assistant Examiner—Martha Thompson
Attorney, Agent, or Firm—Frishauf, Holtz, Goodman & Woodward

[73] Assignee: **Casio Computer Co., Ltd., Tokyo, Japan**

[**] Term: **14 Years**

[57] CLAIM

[21] Appl. No.: **812,228**

The ornamental design for a wrist watch, as shown and described.

[22] Filed: **Dec. 23, 1991**

[52] U.S. Cl. **D10/38; D10/30**

[58] Field of Search **D10/1-39, D10/40, 122-126, 128, 129; 368/82-84, 239-242, 276-278, 280-282, 285, 318, 322-323**

DESCRIPTION

[56] References Cited

U.S. PATENT DOCUMENTS

D. 323,298 1/1992 Kawashima D10/30 X
D. 323,786 2/1992 Ishizaka D10/30 X

FIG. 1 is a front elevation view of a wrist watch showing my new design;
FIG. 2 is a left side elevation view thereof;
FIG. 3 is a right side elevation view thereof;
FIG. 4 is a top plan view thereof;
FIG. 5 is a bottom plan view thereof;
FIG. 6 is rear elevation view thereof; and,
FIG. 7 is a perspective view thereof.



FIG. 4

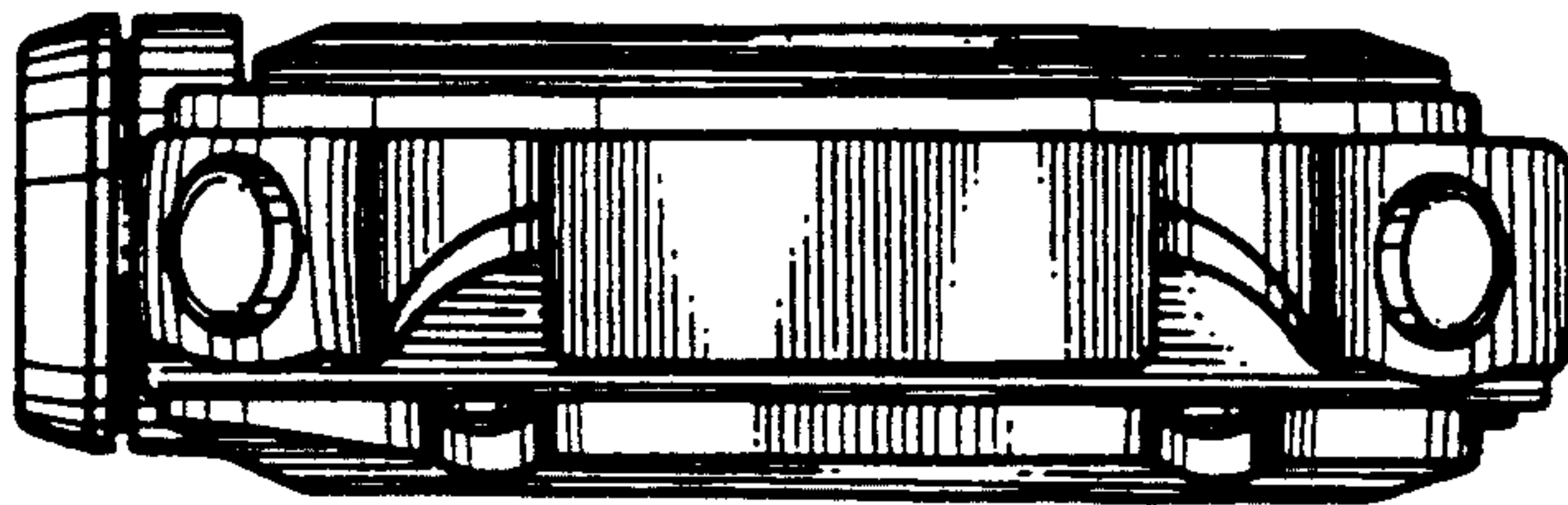


FIG. 2




FIG. 1



FIG. 3




FIG. 5

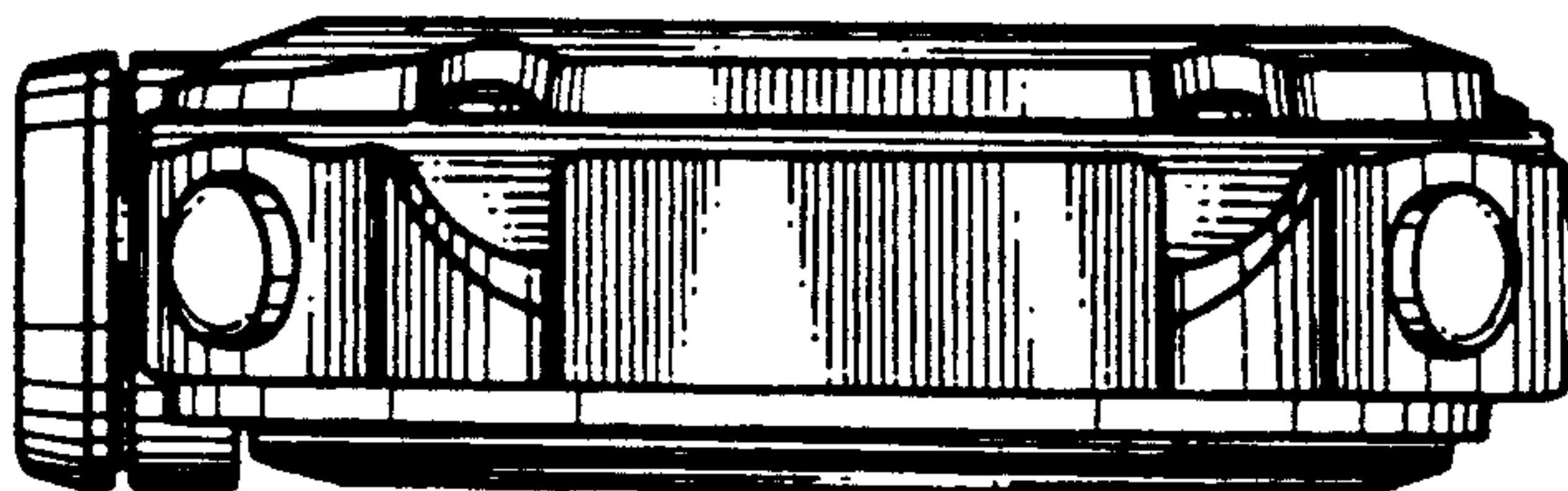


FIG. 6

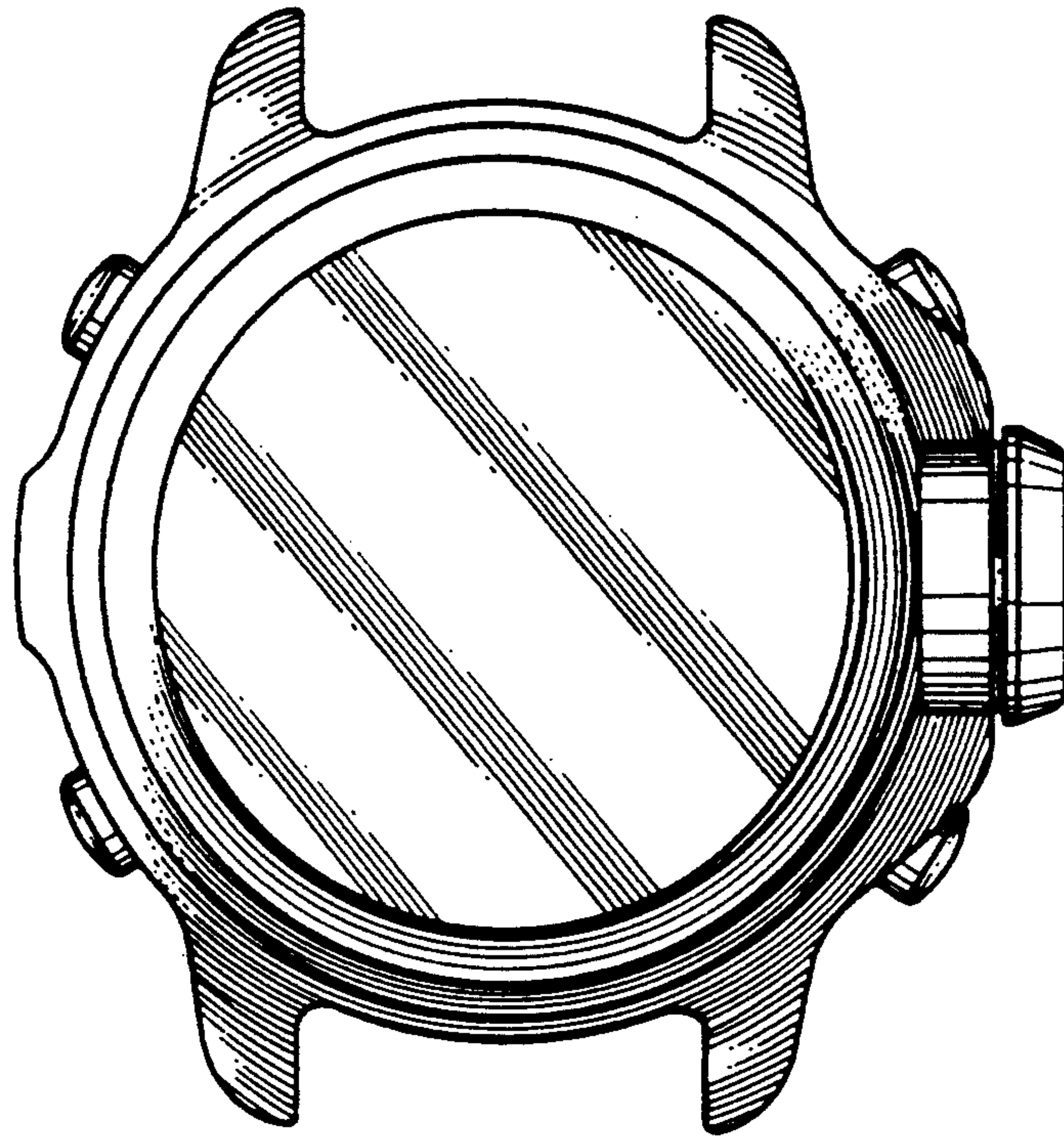


FIG. 7

