



US00D339301S

# United States Patent [19]

[11] Patent Number: **Des. 339,301**

Morishima

[45] Date of Patent: **\*\* Sep. 14, 1993**

[54] WRIST WATCH

D. 327,656 7/1992 Sugita et al. .... D10/30 X  
D. 333,100 2/1993 Morishima .... D10/38

[75] Inventor: **Takashi Morishima**, Tokyo, Japan

*Primary Examiner*—Nelson C. Holtje  
*Assistant Examiner*—Martha Thompson  
*Attorney, Agent, or Firm*—Frishauf, Holtz, Goodman & Woodward

[73] Assignee: **Casio Computer Co., Ltd.**, Tokyo, Japan

[\*\*] Term: **14 Years**

[57] **CLAIM**

[21] Appl. No.: **812,366**

The ornamental design for a wrist watch, as shown and described.

[22] Filed: **Dec. 23, 1991**

[52] U.S. Cl. .... **D10/38; D10/30**

**DESCRIPTION**

[58] Field of Search ..... **D10/1-39, D10/40, 122-126, 128, 129; 368/82-84, 239-242, 276-278, 280-282, 285, 318, 322-323**

FIG. 1 is a front elevation view of a wrist watch showing my new design;  
FIG. 2 is a right side elevation view thereof, the left side elevation view being identical to the right side elevation view;  
FIG. 3 is a top plan view thereof;  
FIG. 4 is a bottom plan view thereof;  
FIG. 5 is rear elevation view thereof; and,  
FIG. 6 is a perspective view thereof.

[56] **References Cited**

**U.S. PATENT DOCUMENTS**

D. 303,093 8/1989 Houlihan ..... D10/38  
D. 323,786 2/1992 Ishizaka ..... D10/30 X  
D. 327,450 6/1992 Nakai ..... D10/38




FIG. 3




FIG. 1



FIG. 2



FIG. 4

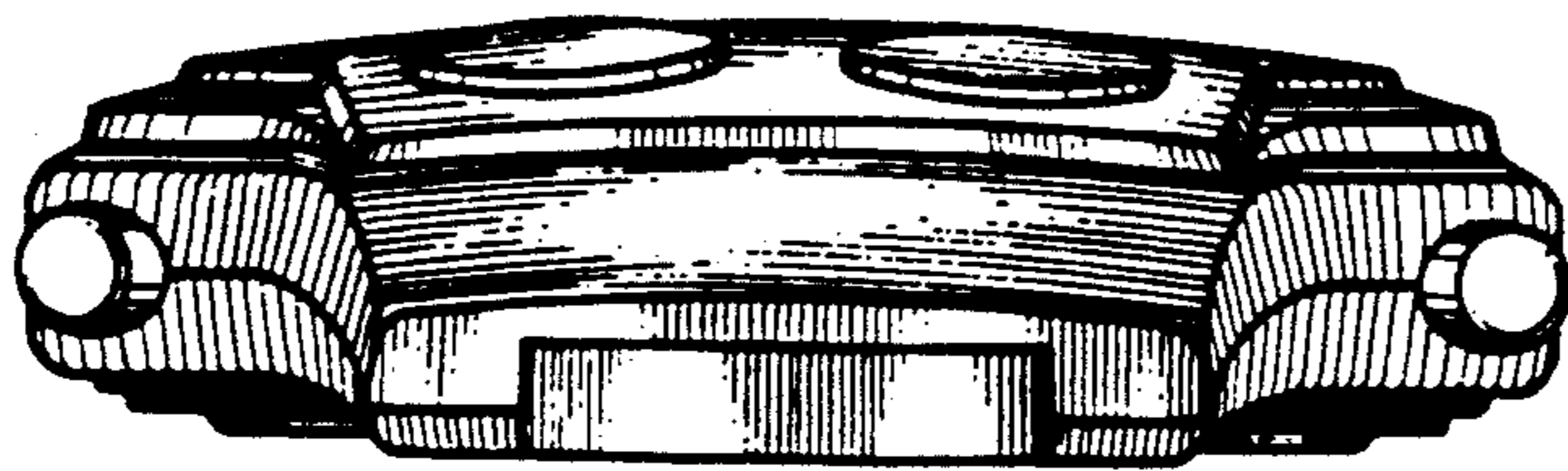




FIG. 5

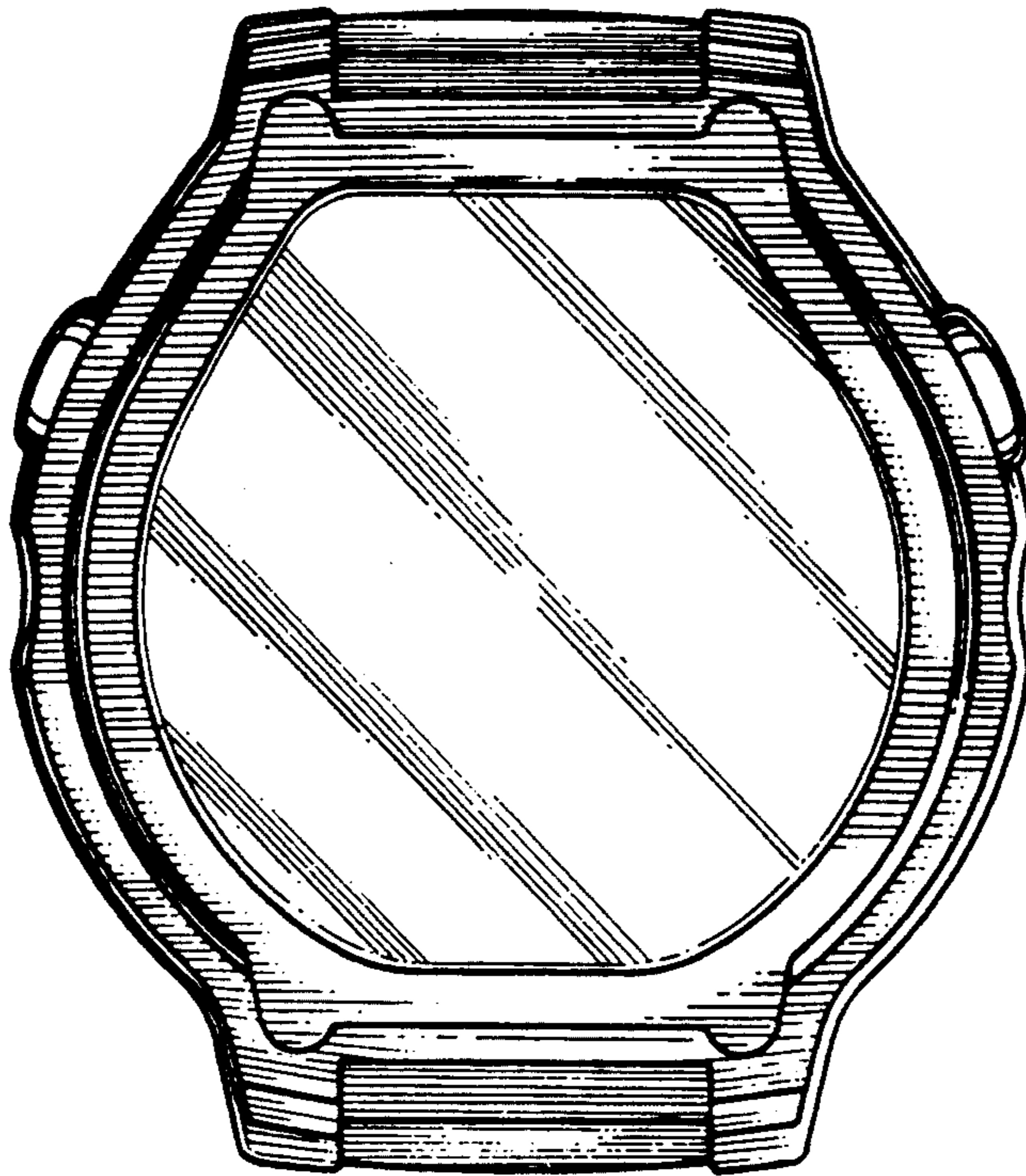


FIG. 6

