



US00D339300S

# United States Patent [19]

[11] Patent Number: **Des. 339,300**

Williamson

[45] Date of Patent: **\*\* Sep. 14, 1993**

[54] **WRIST WATCH**

D. 285,180 8/1986 Faciane ..... D10/125 X  
D. 318,810 8/1991 Bourquin et al. .... D10/39

[76] Inventor: **Laura Williamson, 52 Baylor Cir.,  
Trenton, N.J. 08610**

### OTHER PUBLICATIONS

Symbol Sourcebook, H. Dreyfuss ©1972 p. 113—see circled symbol, upper left.

[\*\*] Term: **14 Years**

*Primary Examiner*—Nelson C. Holtje  
*Assistant Examiner*—Martha Thompson  
*Attorney, Agent, or Firm*—Sperry, Zoda & Kane

[21] Appl. No.: **662,909**

[22] Filed: **Feb. 28, 1991**

[52] U.S. Cl. .... **D10/34; D10/39;  
D10/126**

### [57] CLAIM

[58] Field of Search ..... **D11/100; D10/1-39,  
D10/122-126, 128-129; 368/276-278,  
280-282, 285, 318, 322, 323**

The ornamental design for a wrist watch, as shown and described.

### [56] References Cited

### DESCRIPTION

#### U.S. PATENT DOCUMENTS

D. 45,101	1/1914	Bridges .....	D10/124
D. 139,346	1/1944	Balint .....	D11/100
D. 158,694	5/1950	Santini .....	D10/39
D. 244,179	5/1977	D'Aiuto .....	D10/126
D. 254,053	1/1980	Tripod .....	D10/124

FIG. 1 is a front elevational view of a wrist watch showing my new design;  
FIG. 2 is a rear elevational view;  
FIG. 3 is a left side elevational view;  
FIG. 4 is a right side elevational view;  
FIG. 5 is a top plan view; and,  
FIG. 6 is a bottom plan view.

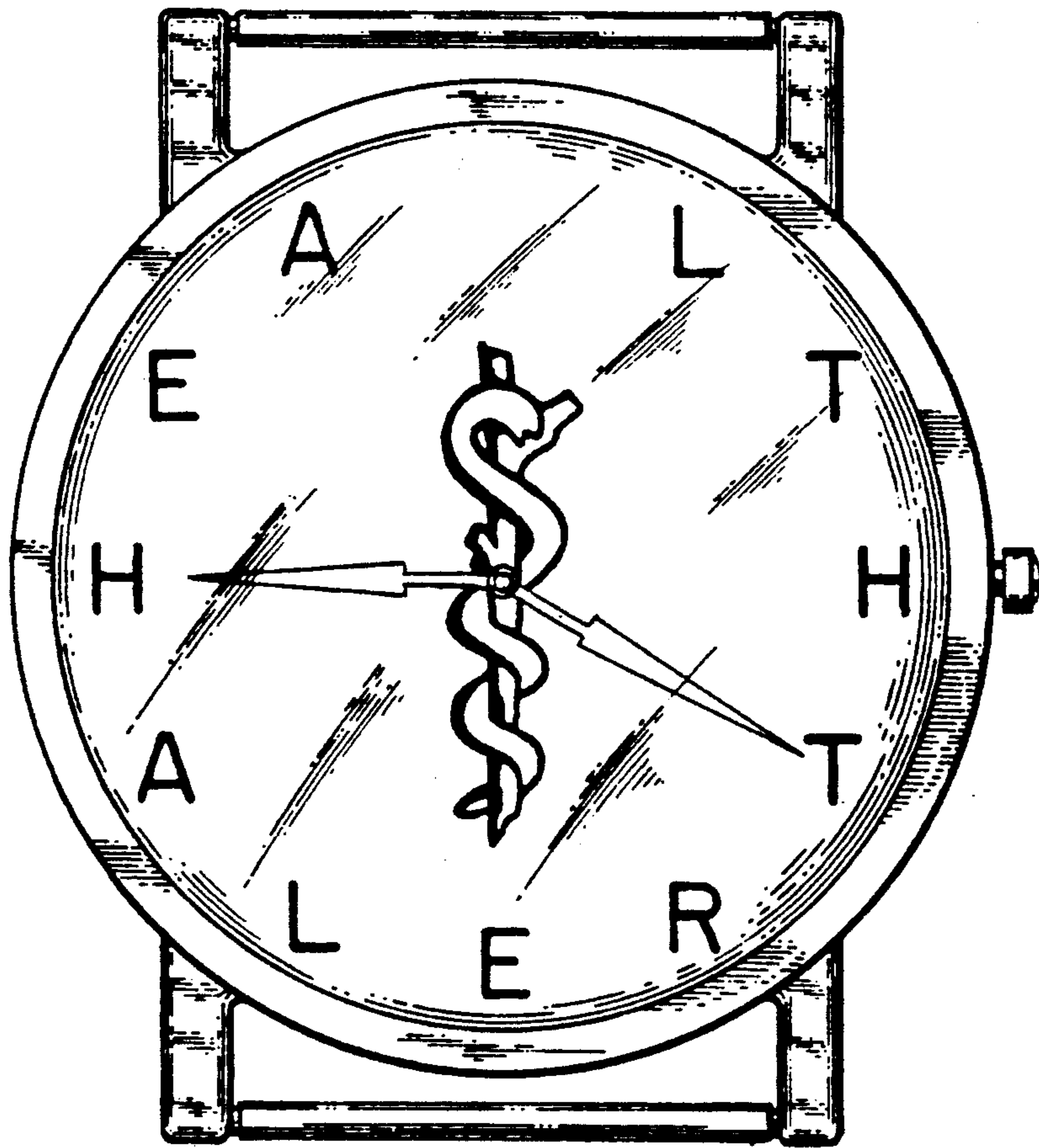


FIG. 1

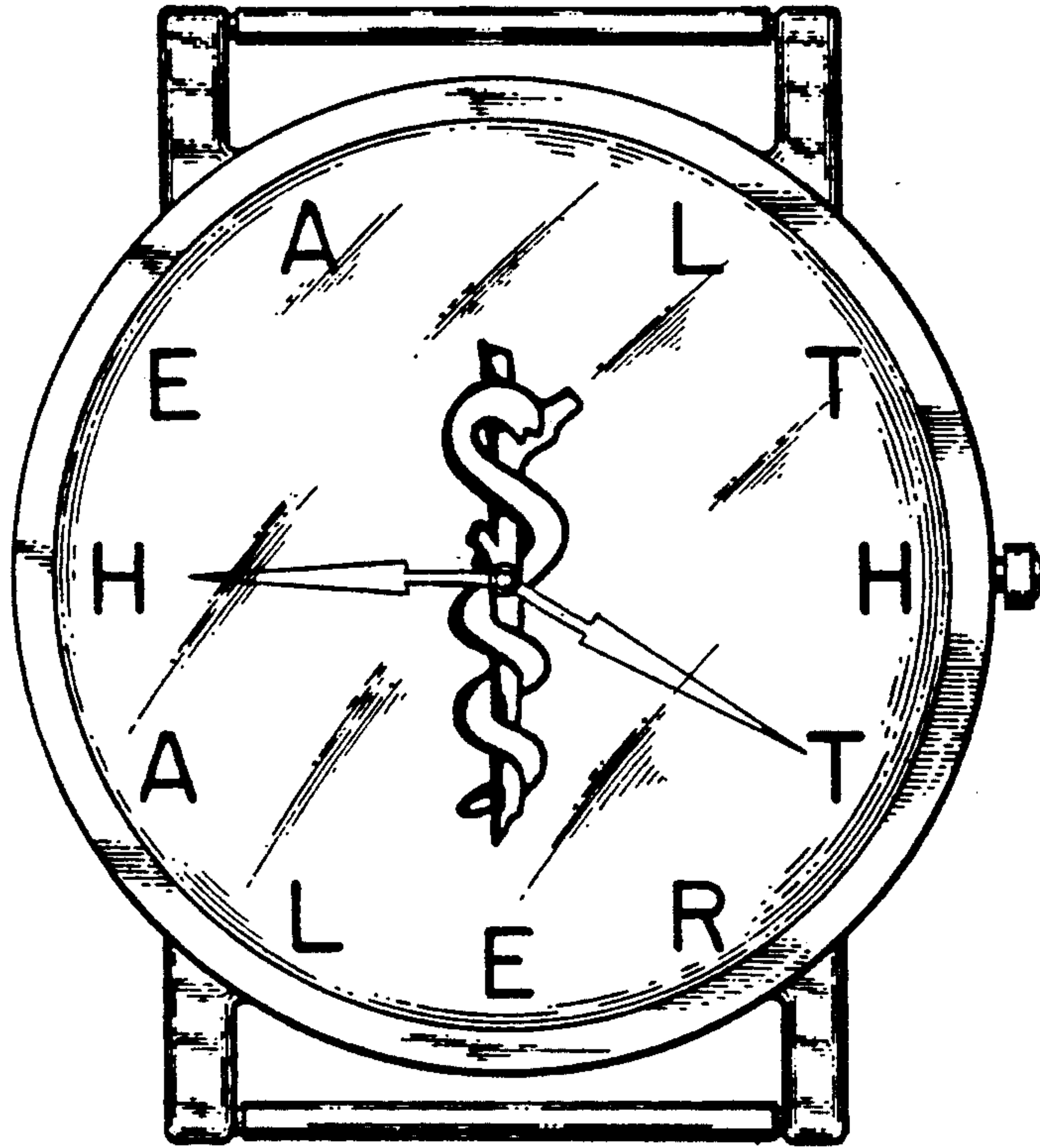


FIG. 2

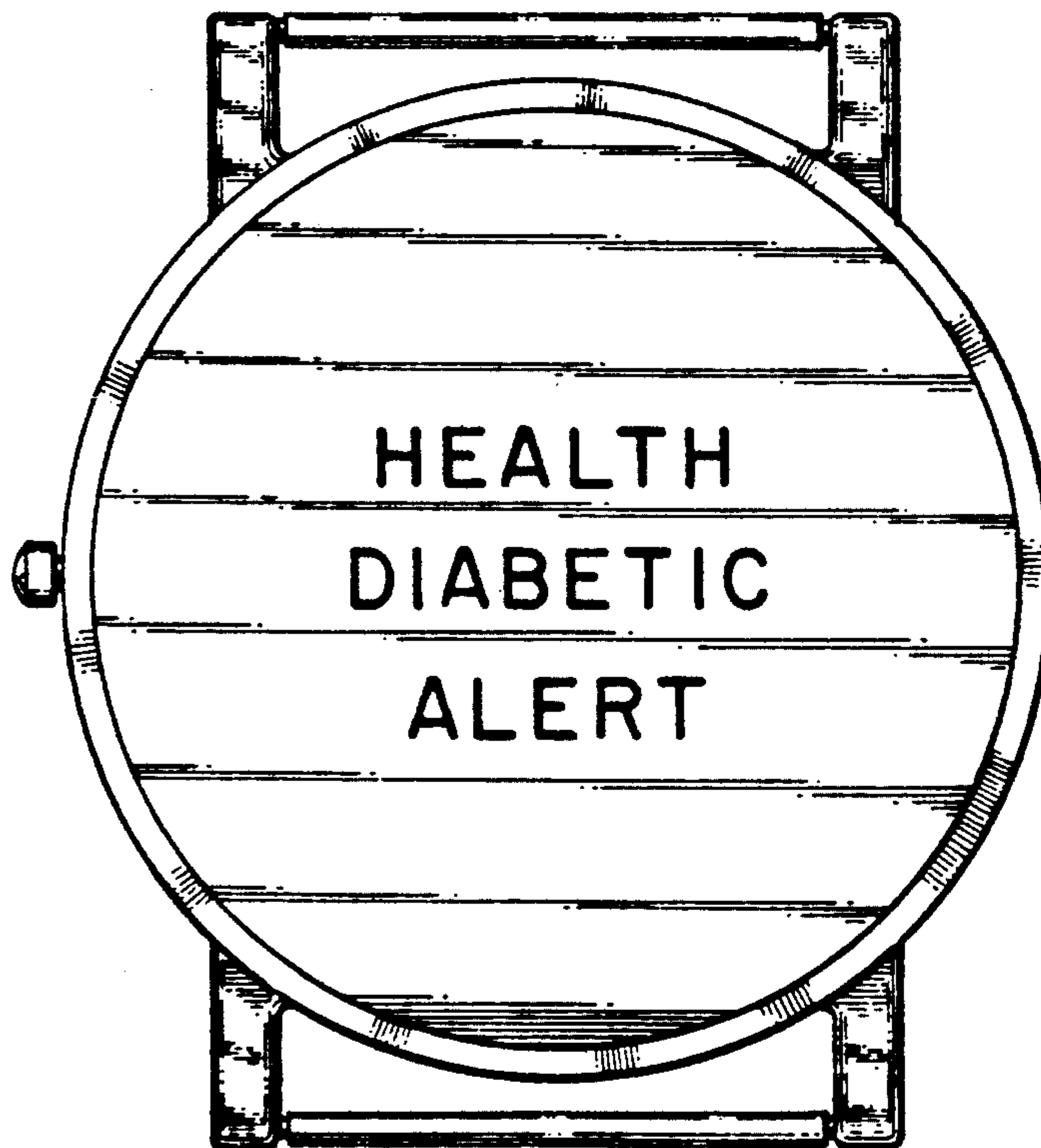


FIG. 3

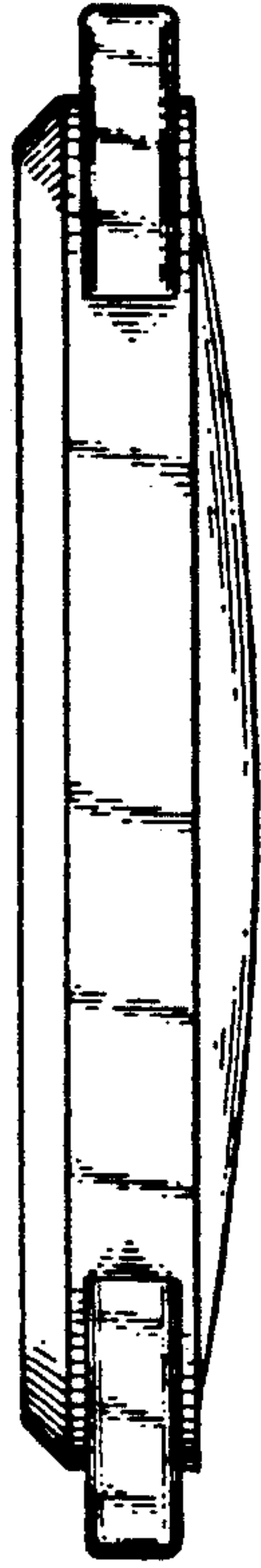


FIG. 4


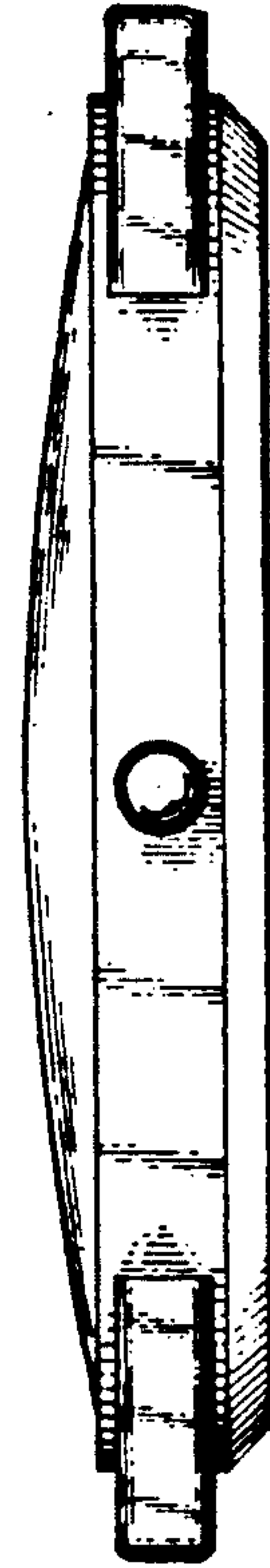


FIG. 5

FIG. 6

