



US00D339299S

United States Patent [19]

[11] Patent Number: Des. 339,299

Kawashima

[45] Date of Patent: ** Sep. 14, 1993

[54] COMBINED WRIST WATCH CALCULATOR, AND TELEPHONE INDEX

4,202,607	5/1980	Washizuka et al.	368/10 X
5,050,138	9/1991	Yamada et al.	368/10
5,138,590	8/1992	Masuda et al.	368/10

[75] Inventor: Kazuyo Kawashima, Tachikawa, Japan

Primary Examiner—Nelson C. Holtje
Assistant Examiner—Martha Thompson
Attorney, Agent, or Firm—Frishauf, Holtz, Goodman & Woodward

[73] Assignee: Casio Computer Co., Ltd., Tokyo, Japan

[**] Term: 14 Years

[57] CLAIM

[21] Appl. No.: 812,207

The ornamental design for a combined wrist watch, calculator and telephone index, as shown and described.

[22] Filed: Dec. 23, 1991

DESCRIPTION

[52] U.S. Cl. D10/31; D18/2; D10/38; D10/2

[58] Field of Search D10/1-39, D10/122-126, 128, 129; 368/82-84, 239-242, 276-278, 280-282, 285, 318, 322-323

FIG. 1 is a front elevation view of a combined wrist watch, calculator and telephone index showing my new design;

FIG. 2 is a right side elevation view thereof;

FIG. 3 is a left side elevation view thereof;

FIG. 4 is a top plan view thereof;

FIG. 5 is a bottom plan view thereof;

FIG. 6 is a rear elevation view thereof;

FIG. 7 is a perspective view thereof;

FIG. 8 is a front elevation view thereof with the front cover open; and,

FIG. 9 is a left side elevational view of FIG. 8.

[56] References Cited

U.S. PATENT DOCUMENTS

D. 163,378	5/1951	Gibbons	D10/31
D. 300,514	4/1989	Morishima	D10/31
D. 303,503	9/1989	Kai	D10/31
D. 329,818	9/1992	Lam	D10/30 X





FIG. 4




FIG. 3



FIG. 1

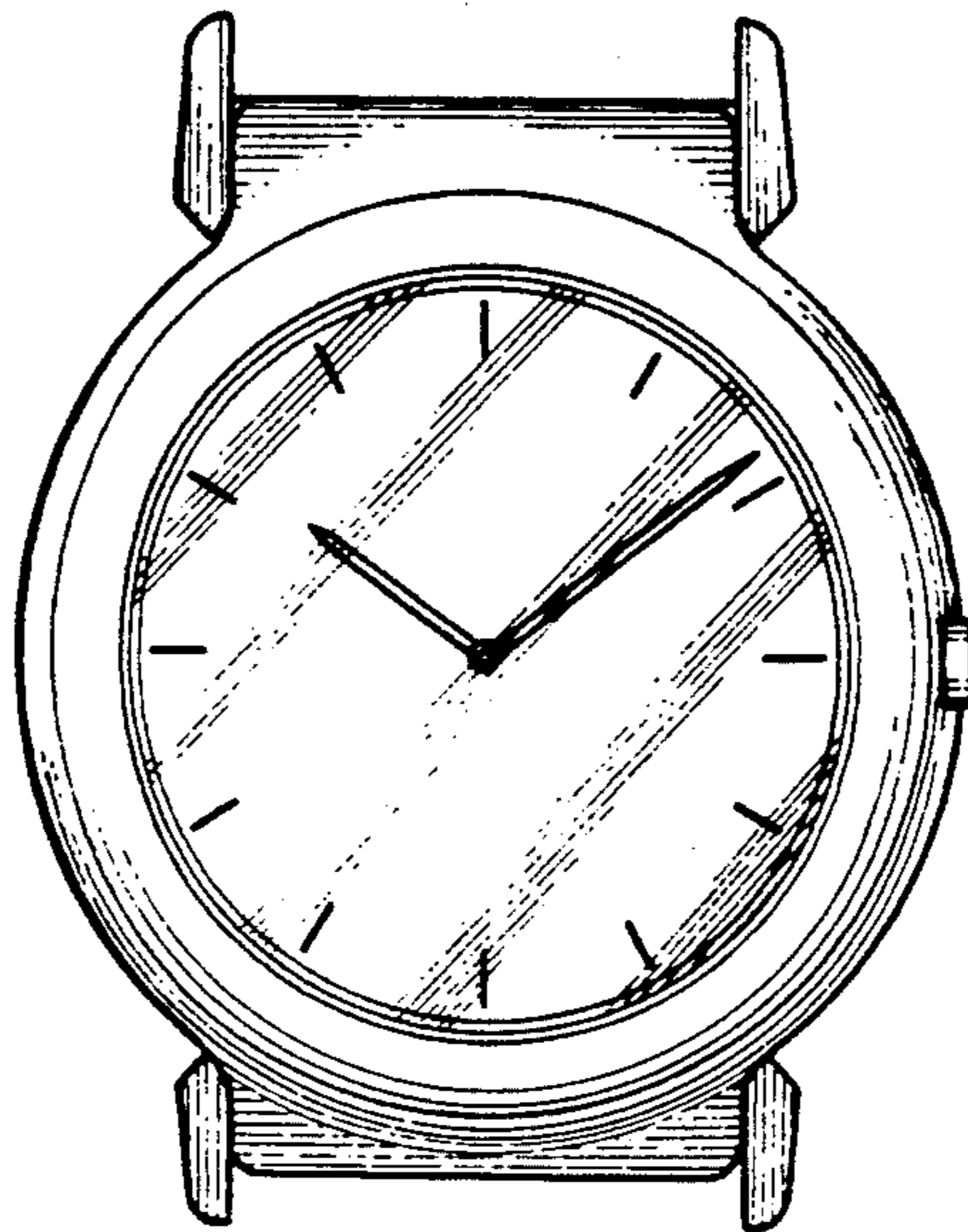


FIG. 2



FIG. 5




FIG. 6

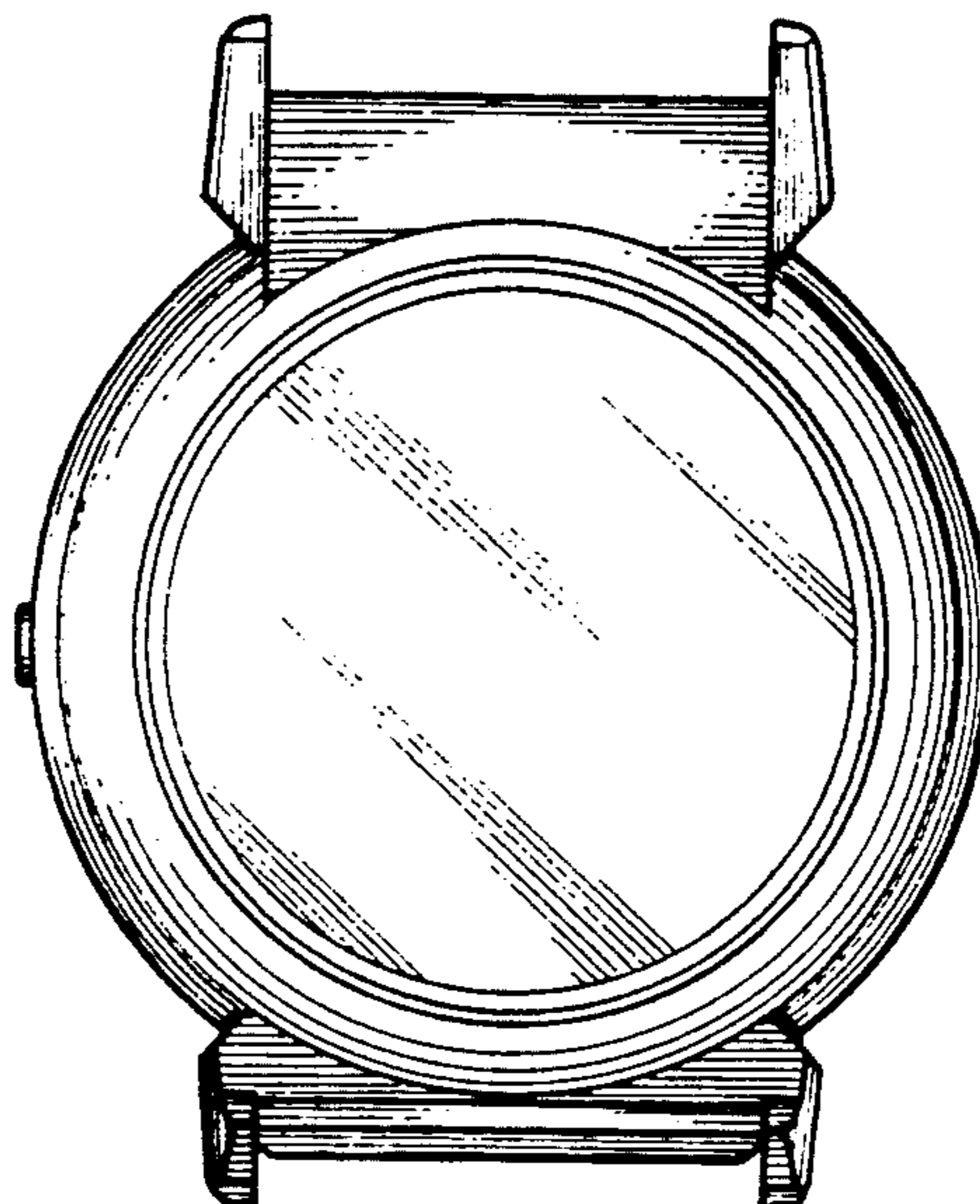


FIG.9

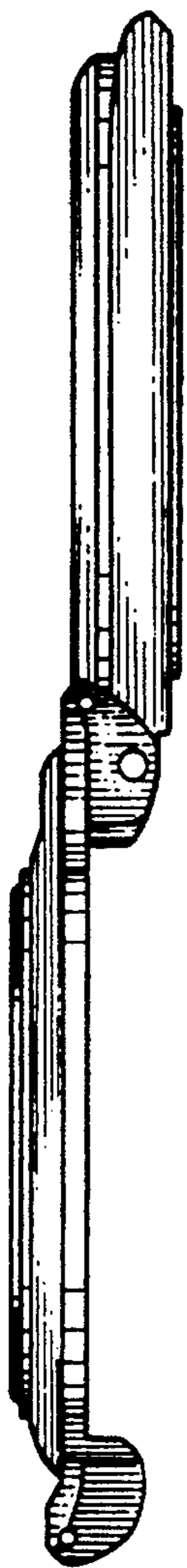


FIG.8

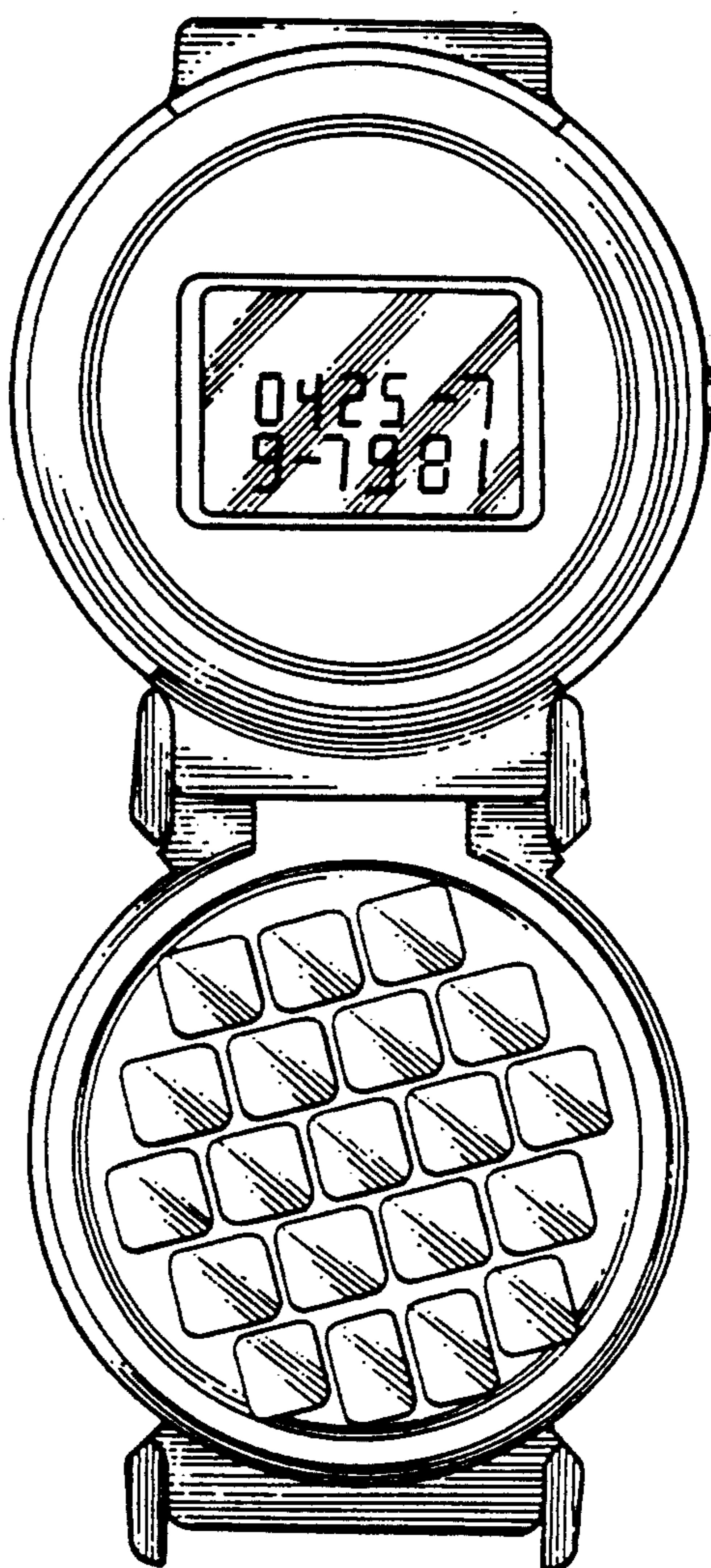


FIG.7

