



US00D339295S

United States Patent [19]

[11] Patent Number: **Des. 339,295**

Hicks

[45] Date of Patent: **** Sep. 14, 1993**

[54] **COMBINED BOTTLE AND CAP**

[76] Inventor: **Barton L. Hicks**, Rte. 1, Box 1118,
Flintstone, Ga. 30725

[**] Term: **14 Years**

[21] Appl. No.: **601,186**

[22] Filed: **Oct. 18, 1990**

[52] U.S. Cl. **D9/537; D9/516;**
D9/549; D9/575

[58] Field of Search **D9/337, 530, 537, 540,**
D9/575, 516, 549; 215/1 R, 1 C; D11/184, 131;
40/406, 407, 409, 410

3,570,156 3/1971 Walker 40/406
 3,593,444 7/1971 Akrongold et al. 40/406 X
 4,023,289 5/1977 Crawford 40/406
 4,085,533 4/1978 Ewald 40/406

Primary Examiner—Bernard Ansher
Assistant Examiner—Lucy Lieberman
Attorney, Agent, or Firm—Leon Gilden

[57] CLAIM

The ornamental design for a combined bottle and cap, as shown and described.

DESCRIPTION

FIG. 1 is a front elevational view of the combined bottle and cap showing my new design;
 FIG. 2 is a rear elevational view thereof;
 FIG. 3 is a left side elevational view thereof;
 FIG. 4 is a right side elevational view thereof;
 FIG. 5 is a top plan view thereof;
 FIG. 6 is a bottom plan view thereof; and,
 FIG. 7 is a perspective view thereof.

[56] **References Cited**

U.S. PATENT DOCUMENTS

D. 51,139 8/1917 Ginnetti D9/500
 D. 75,088 5/1928 Adams D9/537
 D. 139,433 11/1944 Buckingham D9/516 X
 D. 260,856 9/1981 Sillerud D9/522

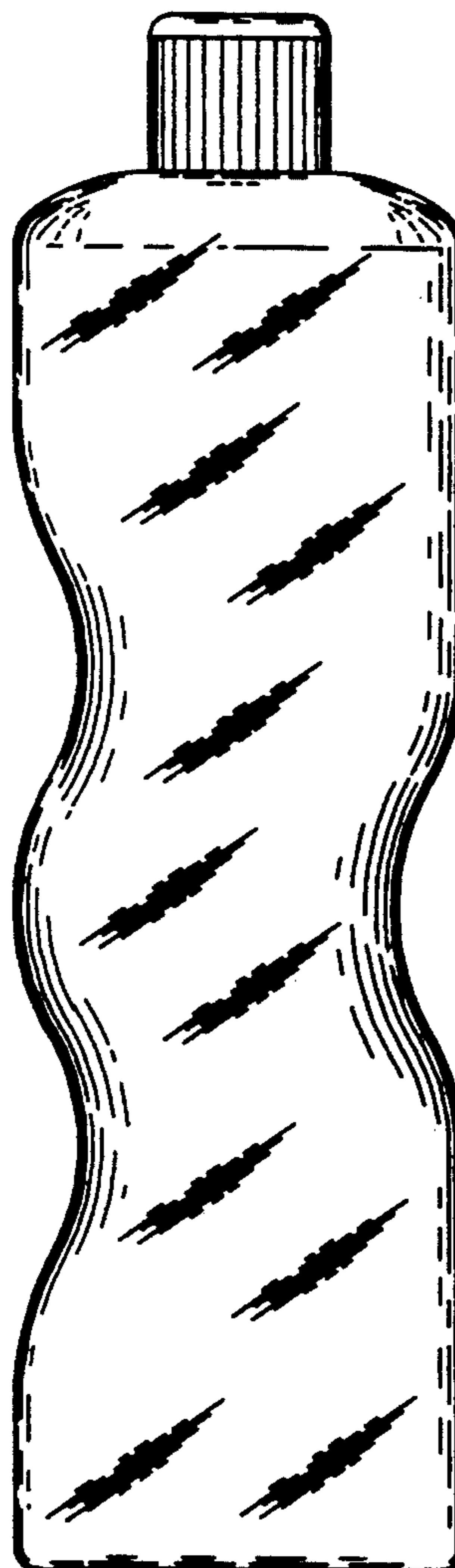


FIG. 1




FIG. 2

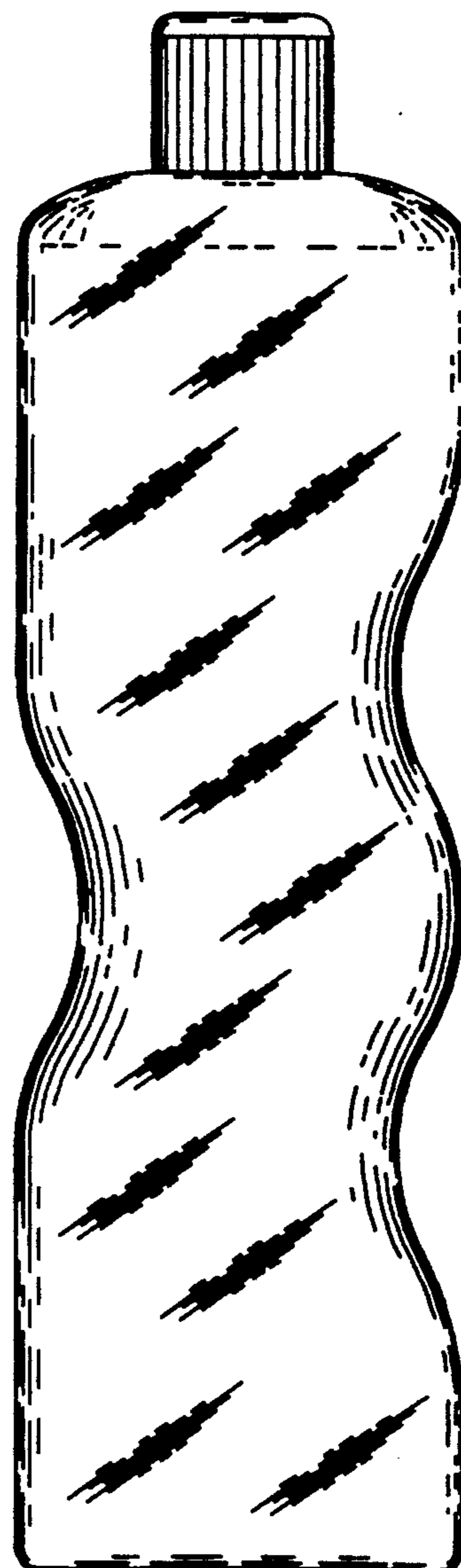


FIG. 3




FIG. 4




FIG. 5

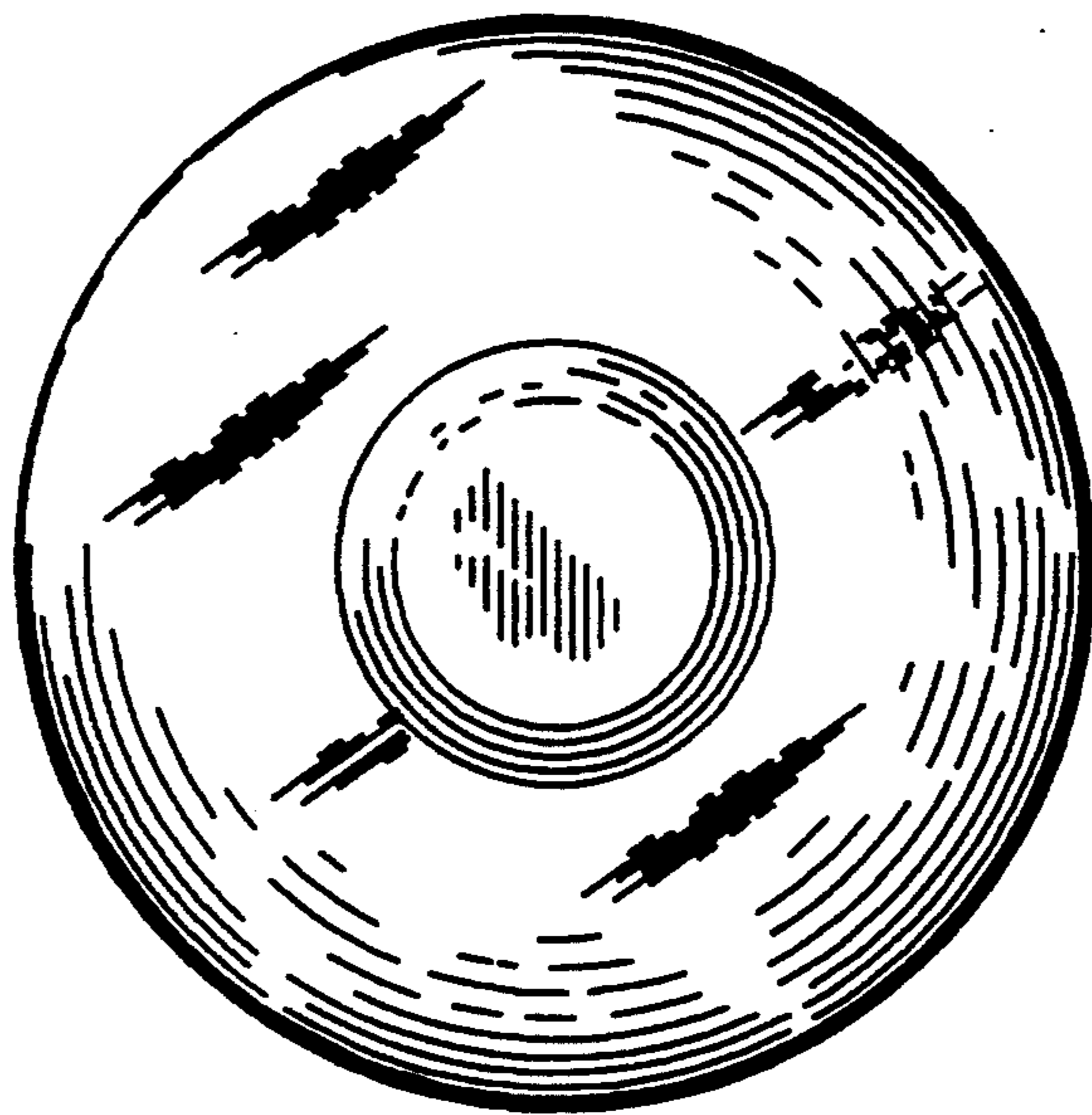


FIG. 6

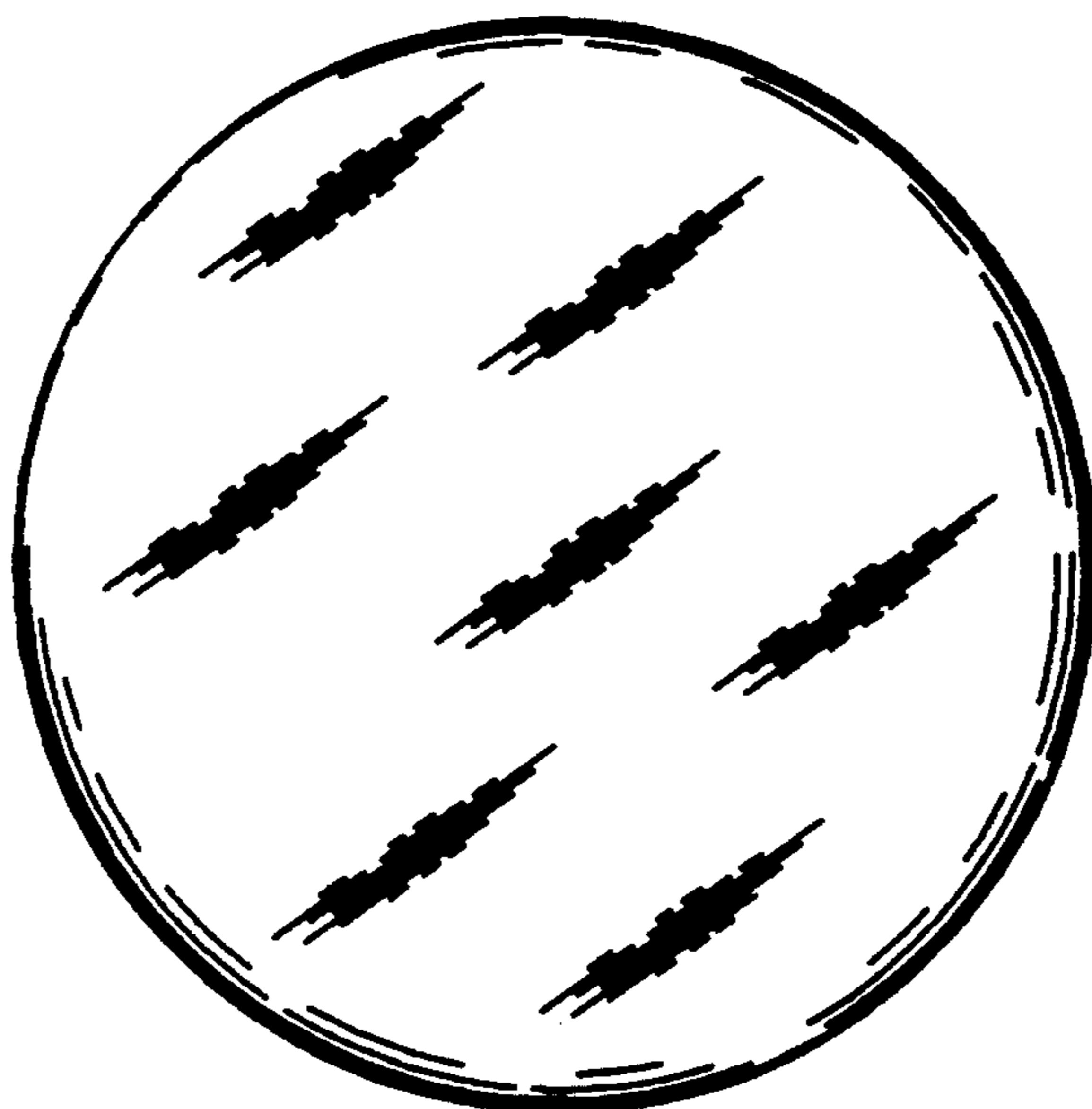


FIG. 7

